



Institutional Research and Decision Support

2018 New Student Survey Report - Transfer Students

Prepared by Institutional Research and Decision Support Last

Updated: December 14, 2018

Administration: The survey was administered between October 21, 2018 and November 19, 2018 to all incoming first year students (entering frosh and transfer students). No incentives were offered. Survey publicity and outreach was coordinated by IRDS, with help from School Assessment Managers, Academic Advising units, and Student Affairs staff. Promotion included email, Facebook posts, digital signage around campus, and classroom/LMS announcements. A survey landing page was used in publicity materials (http://irds.ucmerced.edu/new_student_survey.html).

Response Rate: Of the 2408 students invited to complete the survey, 933 (39%) provided partial or complete responses. Because students could skip questions, response rates varied by question.

Respondent Characteristics: Please refer to Tables 1-3 below for respondent characteristics, including information about the representativeness of the respondent sample relative to the invitee population. These tables are static and cannot be filtered. The respondent sample was roughly representative of the invitee population with one exception - females were more likely to respond than males.

Other Notes:

- **Number of responses:** Unless otherwise noted, respondents could answer each question on the survey; however, only certain respondents could complete some questions based on their prior responses or characteristics. See the question notes for more information. Additionally, respondents could skip questions. Thus, there will be discrepancies between the overall number of respondents and the number of respondents that answered particular questions.
- **Free response questions:** Free response question responses are not included in this report for several reasons. They require response coding to analyze, and coding schemes are often developed with a research question in mind. Additionally, in some cases free response data can inadvertently identify particular respondents who completed the survey, thus violating confidentiality. Interested parties should request these data from IRDS so that individual requests can be evaluated.

If you have questions about this report, please contact Andrea Hall-Cuccia (ahallcuccia@ucmerced.edu) in Institutional Research and Decision Support. This report and more information about this survey can be found on the IRDS New Student Survey webpage: http://irds.ucmerced.edu/new_student_survey.html

Table 1. Student Demographics

Student Characteristic	# Invited (of 2408 total)	% Invited	# Responded (of 933 total)	% Responded	Response Rate (# responded/# invited)
Entering Level					
Transfer Students	191	8%	72	9%	38%
Students Who Entered as Freshmen/Frosh	2217	92%	861	92%	39%
Gender					
Female	1293	54%	560	60%	43%
Male	1103	46%	371	40%	34%
Unknown	12	<1%	2	<1%	2%
Race/Ethnicity					
International	162	7%	66	7%	41%
Hispanic	1379	57%	542	58%	39%
African American	98	4%	30	3%	31%
American Indian	5	<1%	2	<1%	40%
Asian	447	19%	162	17%	36%
Pacific Islander	8	<1%	4	<1%	50%
White	209	9%	88	9%	42%
Multi-racial	87	4%	36	4%	41%
Unknown	13	1%	3	<1%	23%

% values may not sum to 100 for a particular characteristic due to rounding error

	# Invited (of 2408 total)	% Invited	# Responded (of 933 total)	% Responded	Response Rate (# responded/# invited)
First Generation Status					
First Generation	1759	73%	691	74%	39%
Non-First Generation	649	27%	242	26%	37%
Pell Eligibility Status					
Pell Grant Eligible	1527	63%	597	64%	39%
Non-Pell Grant Eligible	881	37%	336	36%	38%
First Language					
English Only as First Language	656	27%	263	28%	40%
English and Other Language or Other Language Only as First Language	1752	73%	670	71%	38%
Unknown	0	0%	0	0%	-
School					
Engineering	696	29%	262	28%	38%
Social Sciences, Humanities, and Arts (SSHA)	845	35%	359	38%	42%
Natural Sciences	682	28%	251	27%	37%
Undeclared	185	8%	61	7%	33%

% values may not sum to 100 for a particular characteristic due to rounding error; undeclared students in a particular School are included in their respective Schools

Table 3. Student Majors

Student Characteristic	# Invited (of 2408 total)	% Invited	# Responded (of 933 total)	% Responded	Response Rate (# responded/# invited)
ANTH – Anthropology	16	1%	9	1%	56%
BENG – Bioengineering	63	3%	22	2%	35%
BIOS – Biological Sciences	513	21%	182	20%	35%
CHEM – Chemical Sciences	72	3%	26	3%	36%
COGS – Cognitive Science	35	1%	16	2%	46%
CRES – Critical Race & Ethnic Studies	11	<1%	2	<1%	18%
CSE – Computer Science & Engineering	318	13%	118	13%	37%
ECON – Economics	24	1%	13	1%	54%
ENG – English	31	1%	19	2%	61%
ENVE – Environmental Engineering	25	1%	14	2%	56%
ESS – Earth Systems Science	11	<1%	7	1%	64%
GASP – Global Arts Studies	11	<1%	1	<1%	9%
HIST – History	21	1%	8	1%	38%
MATH – Mathematical Sciences	46	2%	18	2%	39%
MBE – Management & Business Economics	133	6%	46	5%	35%

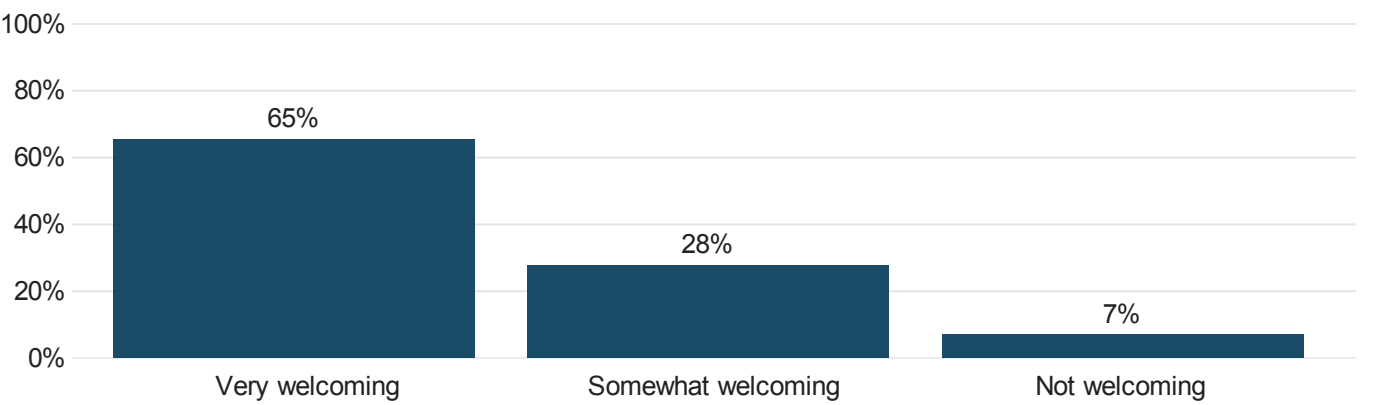
% values may not sum to 100 for a particular characteristic due to rounding error

Table 3. Student Majors (continued)

Student Characteristic	# Invited (of 2408 total)	% Invited	# Responded (of 933 total)	% Responded	Response Rate (# responded/# invited)
ME – Mechanical Engineering	220	9%	88	9%	40%
MSE – Materials Science & Engineering	6	<1%	0	0%	0%
PH – Public Health	55	2%	25	3%	45%
PHYS – Physics	14	1%	6	1%	43%
POLI – Political Science	113	5%	43	5%	38%
PSY – Psychology	249	10%	113	12%	45%
SOC – Sociology	81	3%	37	4%	47%
SPAN – Spanish	16	1%	8	1%	50%
UENG – Undeclared Engineering	64	3%	20	2%	31%
UNS – Undeclared Natural Sciences	26	1%	12	1%	46%
USHA – Undeclared SSHA	49	2%	19	2%	39%
0000 - Undeclared	185	8%	61	7%	33%

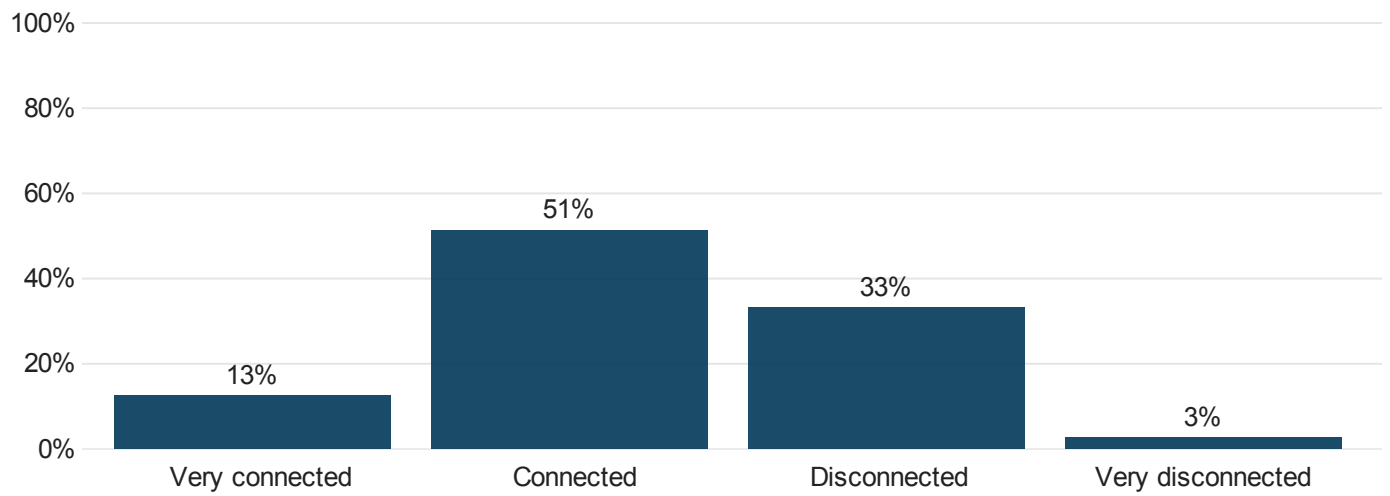
% values may not sum to 100 for a particular characteristic due to rounding error

When you arrived at UC Merced, how welcoming did you find the campus environment?



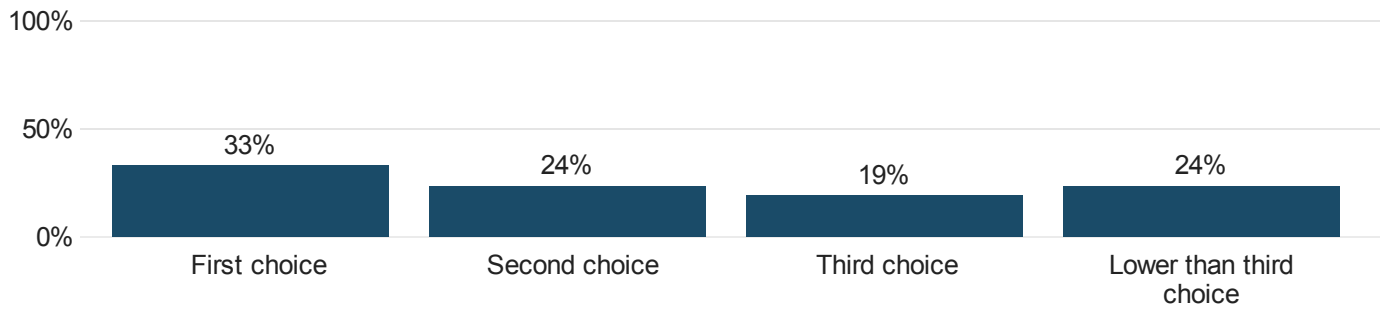
Field	Choice Count
Very welcoming	47
Somewhat welcoming	20
Not welcoming	5
Total	72

Today, how connected to or disconnected from UC Merced do you feel?



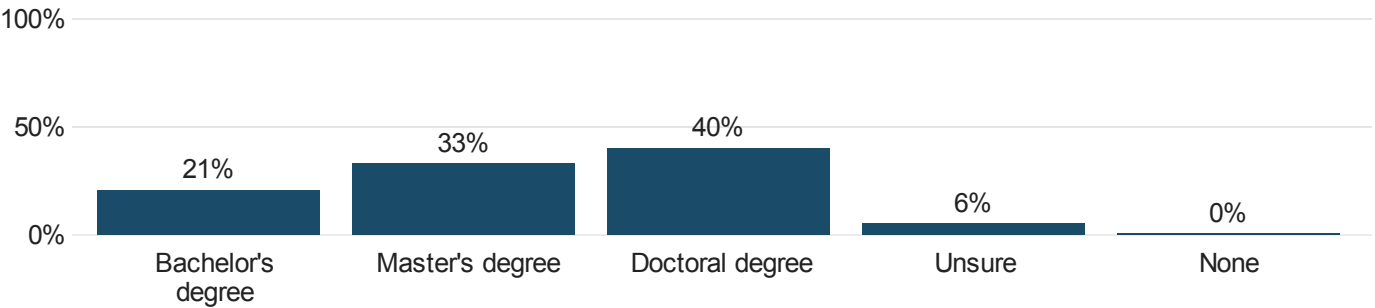
Field	Choice Count
Very connected	9
Connected	37
Disconnected	24
Very disconnected	2
Total	72

When you applied to colleges, was UC Merced your:



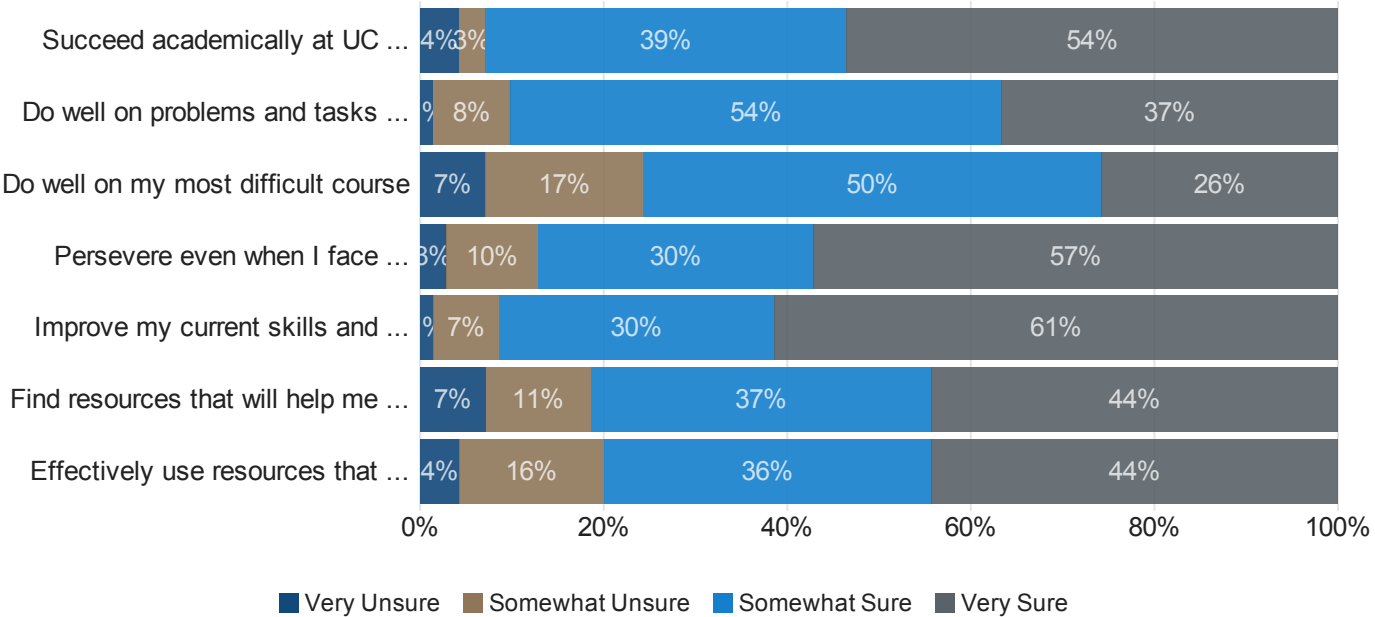
Field	Choice Count
First choice	24
Second choice	17
Third choice	14
Lower than third choice	17
Total	72

What is the highest degree you intend to eventually obtain?



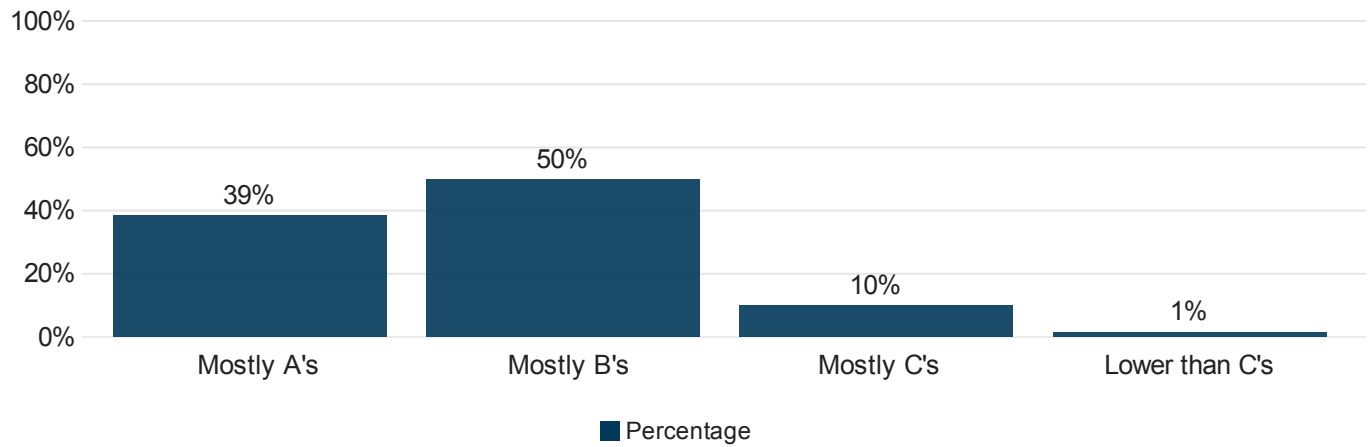
Field	Choice Count
Bachelor's degree	15
Master's degree	24
Doctoral degree	29
Unsure	4
None	0
Total	72

10 **How sure are you that you can do each of the following:**
 Note: To improve readability, some question text is truncated in the figure. Full question text can be found in the table that follows the figure.



Field	Very Unsure	Somewhat Unsure	Somewhat Sure	Very Sure	Total
Succeed academically at UC Merced	3	2	28	38	71
Do well on problems and tasks assigned in my courses	1	6	38	26	71
Do well on my most difficult course	5	12	35	18	70
Persevere even when I face academic challenges and obstacles	2	7	21	40	70
Improve my current skills and abilities	1	5	21	43	70
Find resources that will help me overcome academic challenges and obstacles (e.g., tutors, instructors, advisors)	5	8	26	31	70
Effectively use resources that will help me overcome academic challenges and obstacles (e.g., tutors, instructors, advisors)	3	11	25	31	70

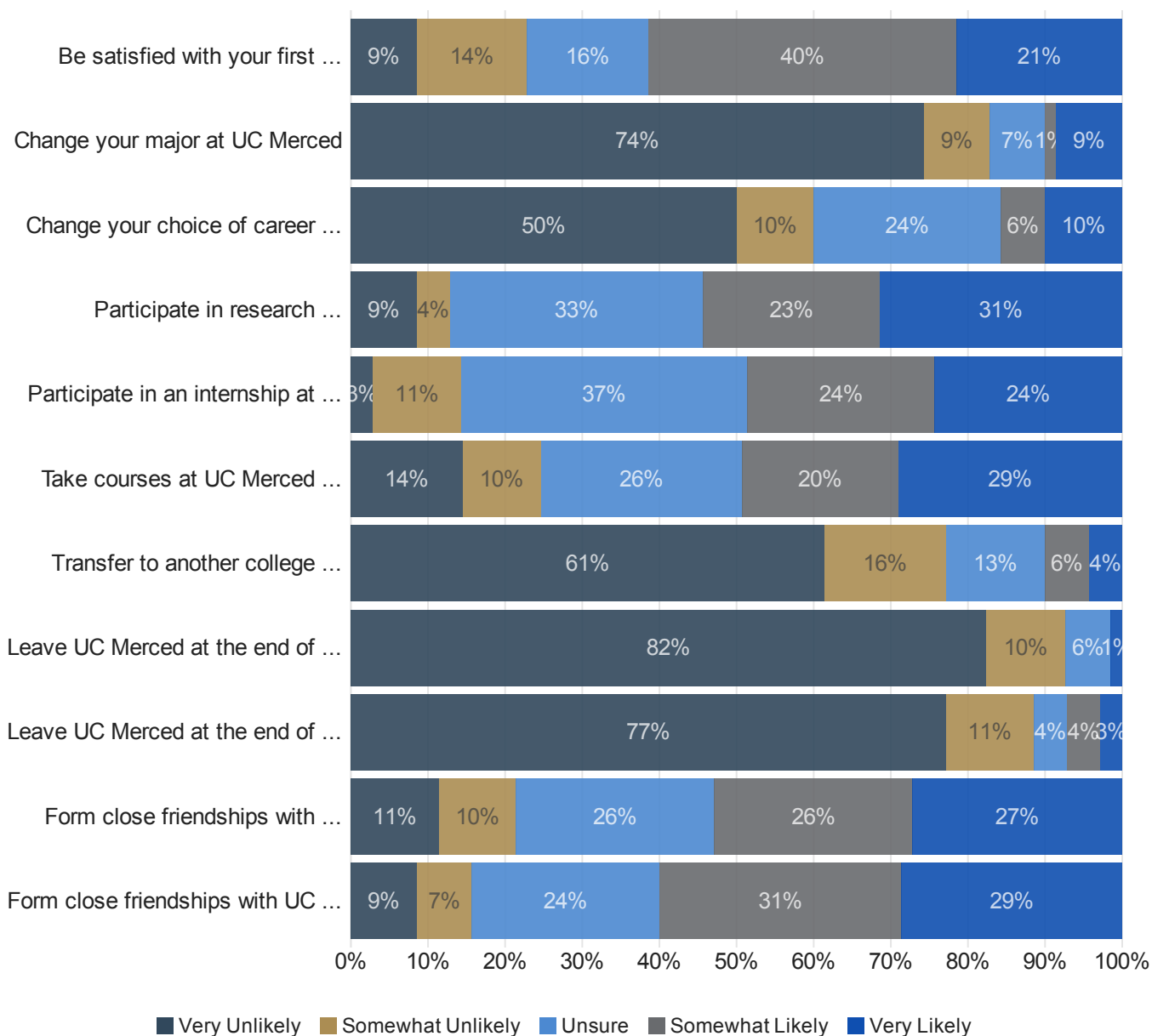
What do you think your final course grades will be this semester?



Field	Choice Count
Mostly A's	27
Mostly B's	35
Mostly C's	7
Lower than C's	1
Total	70

How likely are you to:

Note: To improve readability, some question text is truncated in the figure. Full question text can be found in the table that follows the figure.



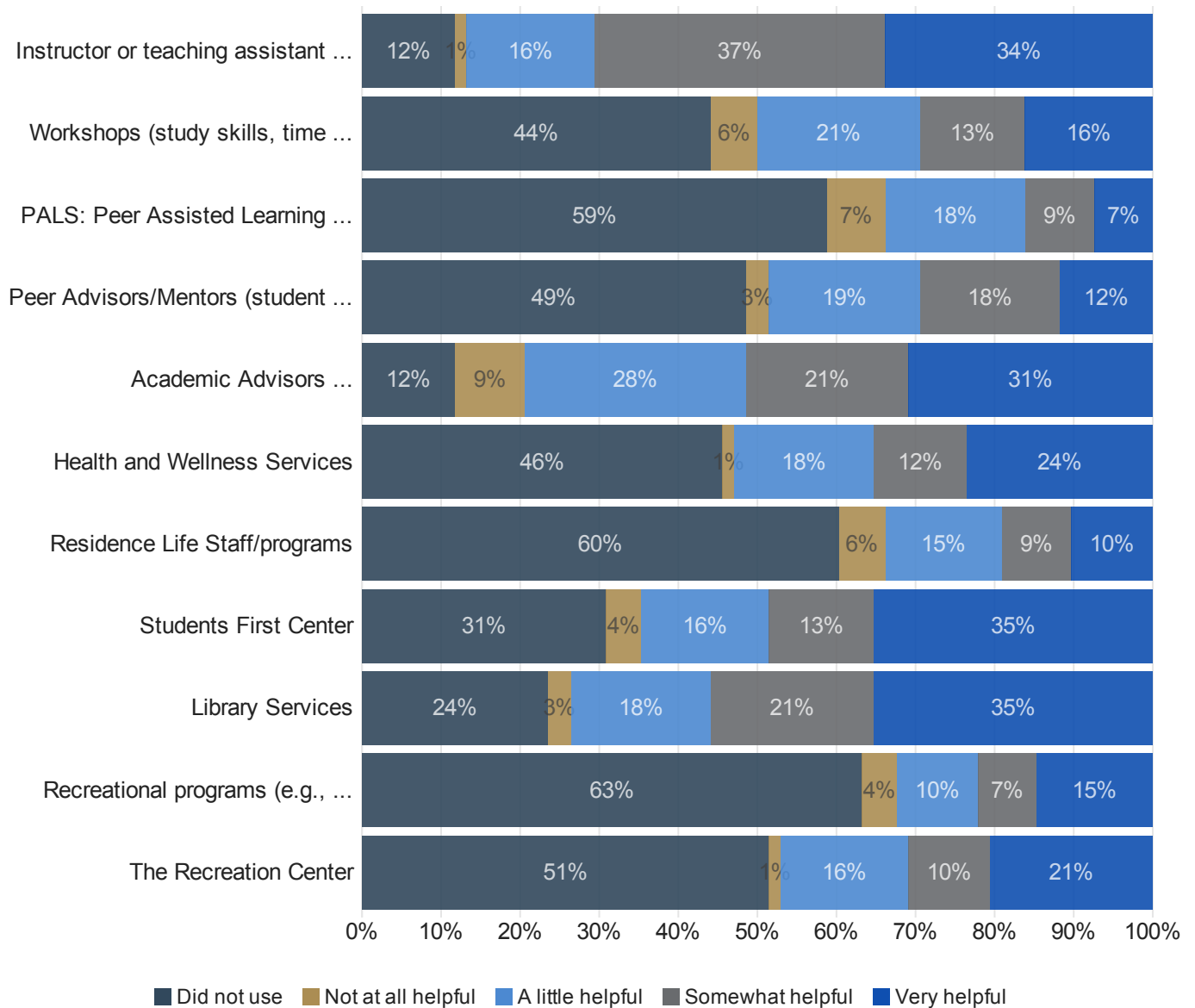
¹³ **How likely are you to:**

Note: This data is presented as a figure (percentages) on the previous page.

Field	Very Unlikely	Somewhat Unlikely	Unsure	Somewhat Likely	Very Likely	Total
Be satisfied with your first semester GPA at UC Merced	6	10	11	28	15	70
Change your major at UC Merced	52	6	5	1	6	70
Change your choice of career while at UC Merced	35	7	17	4	7	70
Participate in research activities with a faculty member at UC Merced	6	3	23	16	22	70
Participate in an internship at UC Merced	2	8	26	17	17	70
Take courses at UC Merced next summer	10	7	18	14	20	69
Transfer to another college before graduating	43	11	9	4	3	70
Leave UC Merced at the end of this semester	56	7	4	0	1	68
Leave UC Merced at the end of this academic year	54	8	3	3	2	70
Form close friendships with other UC Merced students	8	7	18	18	19	70
Form close friendships with UC Merced students that are not from the same racial or ethnic group as me	6	5	17	22	20	70

¹⁴ For each UC Merced campus resource below, please let us know how helpful that resource has been in your transition to UC Merced. Select "did not use" if you didn't use a resource.

Note: To improve readability, some question text is truncated in the figure. Full question text can be found in the table that follows the figure.



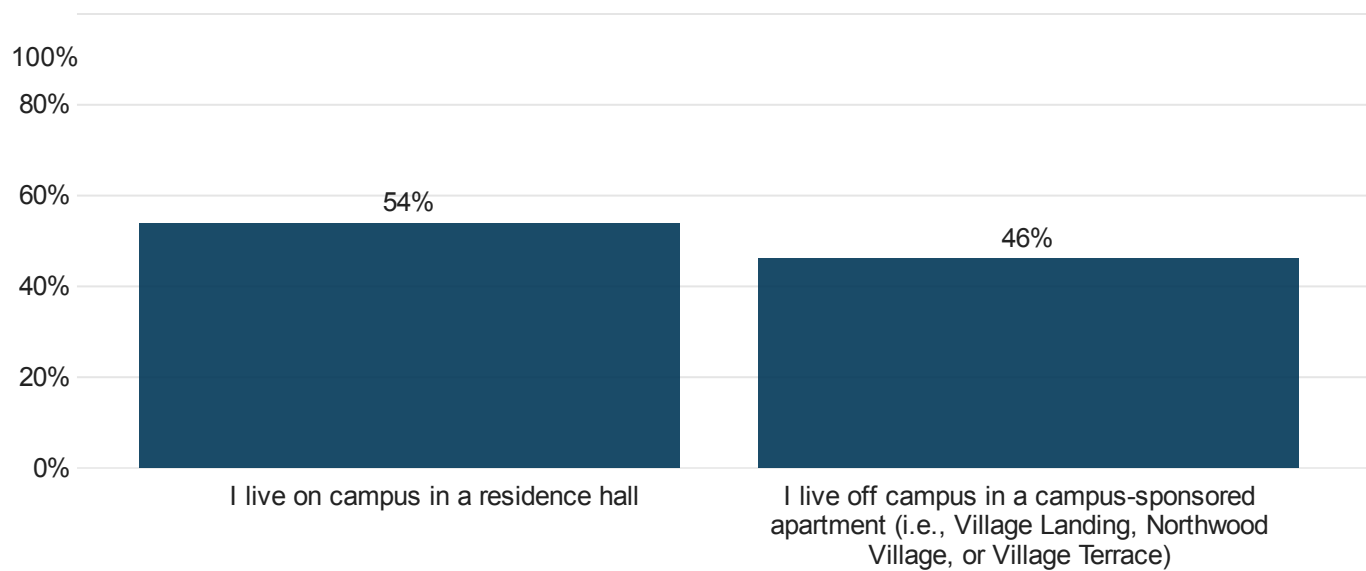
For each UC Merced campus resource below, please let us know how helpful that resource has been in your transition to UC Merced. Select "did not use" if you didn't use a resource.

Note: This data is presented as a figure (percentages) on the previous page.

Field	Did not use	Not at all helpful	A little helpful	Somewhat helpful	Very helpful	Total
Instructor or teaching assistant (office hour, appointment, etc.)	8	1	11	25	23	68
Workshops (study skills, time management, writing)	30	4	14	9	11	68
PALS: Peer Assisted Learning and Support (Tutoring)	40	5	12	6	5	68
Peer Advisors/Mentors (student advisor/mentor in your School)	33	2	13	12	8	68
Academic Advisors (professional advising staff in your School/Bobcat Advising Center)	8	6	19	14	21	68
Health and Wellness Services	31	1	12	8	16	68
Residence Life Staff/programs	41	4	10	6	7	68
Students First Center	21	3	11	9	24	68
Library Services	16	2	12	14	24	68
Recreational programs (e.g., outdoor trips, intramural sports)	43	3	7	5	10	68
The Recreation Center	35	1	11	7	14	68

¹⁶ Which of the following describes your living situation?

Note: Only respondents who live in campus sponsored housing could answer this question.

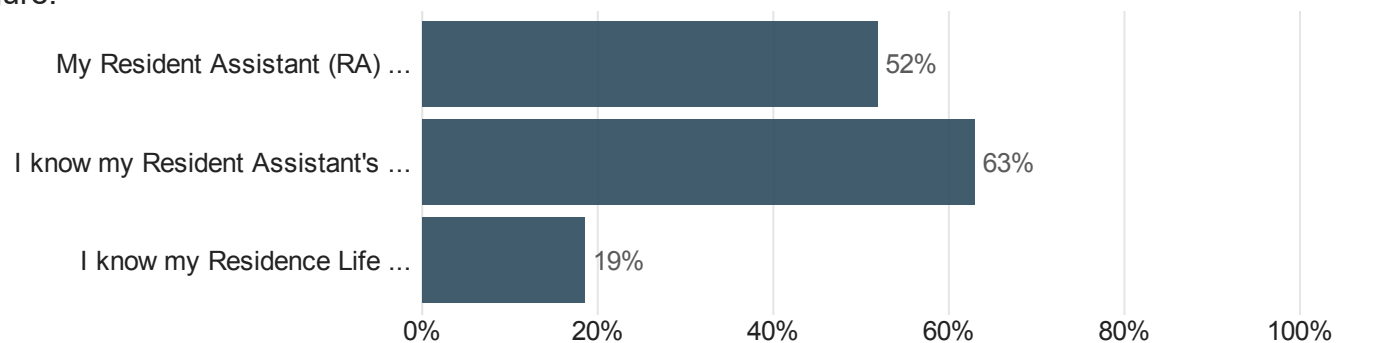


17 Which of the following describes your living situation?
Note: Only respondents who live in campus sponsored housing could answer this question. This data is presented as a figure (percentages) on the previous page.

Field	Choice Count
I live on campus in a residence hall	14
I live off campus in a campus-sponsored apartment (i.e., Village Landing, Northwood Village, or Village Terrace)	12
Total	26

18 Please indicate your agreement with the following statements about your experience so far living in a residence hall on campus. If you live off campus in a campus-sponsored apartment, please answer regarding that experience.

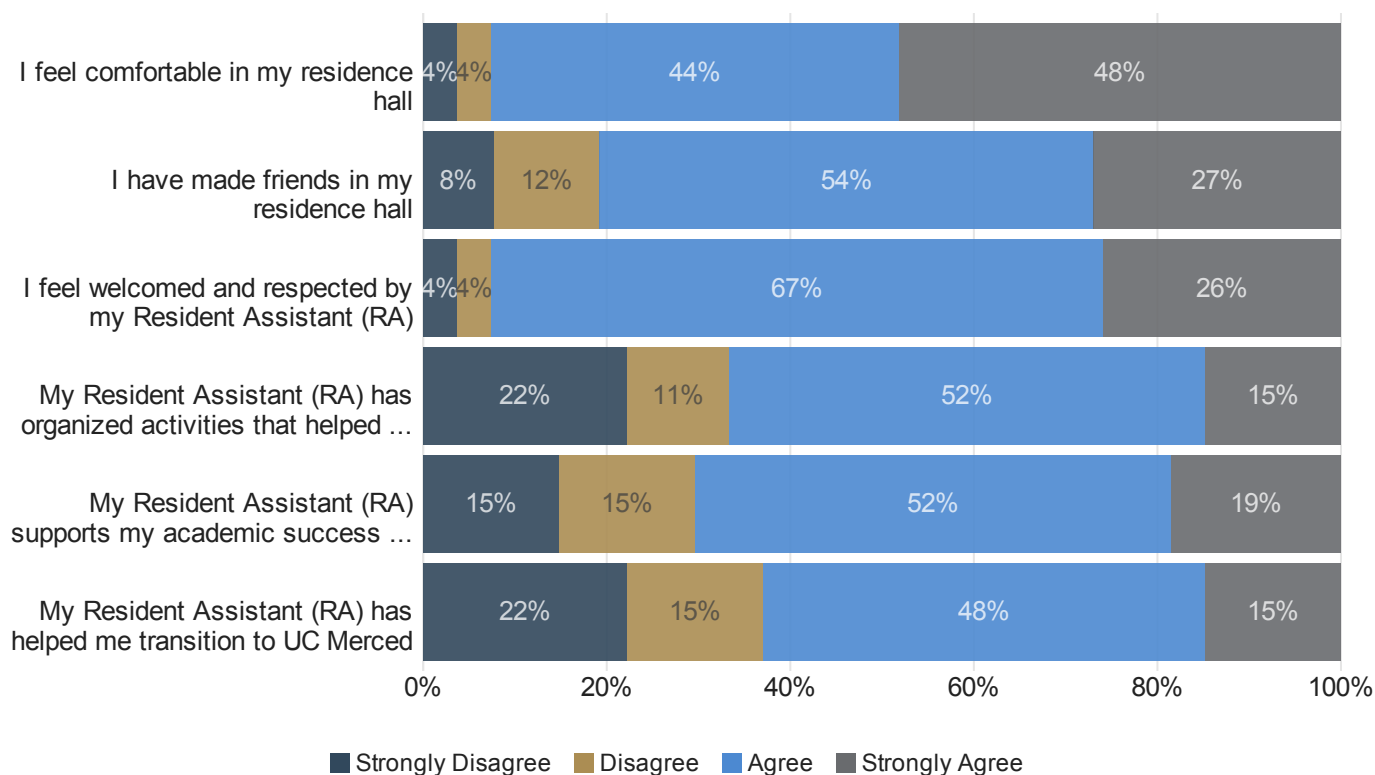
Note: Only respondents who live in campus sponsored housing could answer this question. To improve readability, some question text is truncated in the figure. Full question text can be found in the table that follows the figure.



Field	No	Yes	Total
My Resident Assistant (RA) knows my name	13	14	27
I know my Resident Assistant's (RA's) name	10	17	27
I know my Residence Life Coordinator's name	22	5	27

To what extent do you agree or disagree with each of the following
 19 statements about your experience so far living in a residence hall on campus.
 If you live off campus in a campus-sponsored apartment, please answer
 regarding that experience.

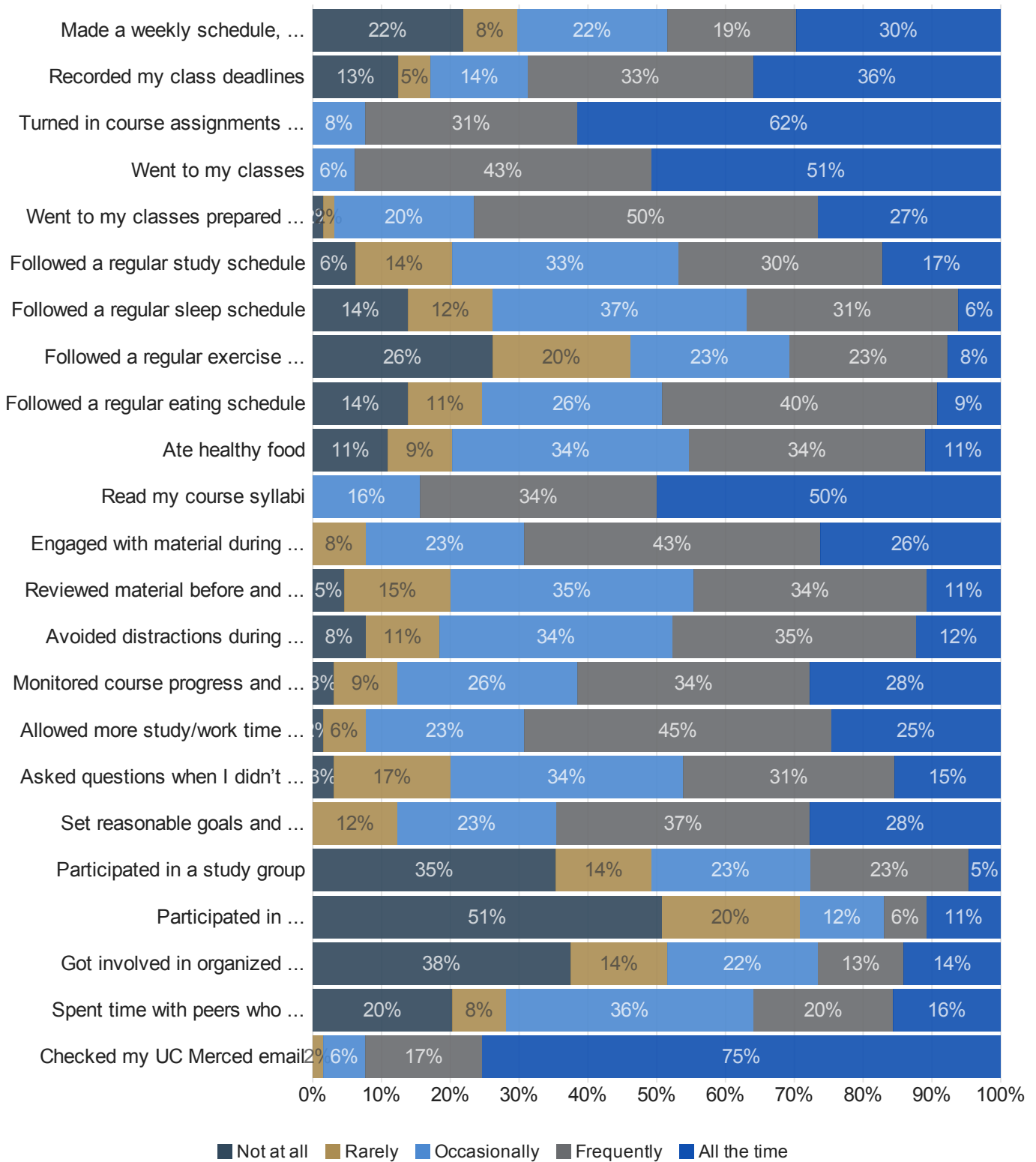
Note: Only respondents who live in campus sponsored housing could answer this question.



Field	Strongly Disagree	Disagree	Agree	Strongly Agree	Total
I feel comfortable in my residence hall	1	1	12	13	27
I have made friends in my residence hall	2	3	14	7	26
I feel welcomed and respected by my Resident Assistant (RA)	1	1	18	7	27
My Resident Assistant (RA) has organized activities that helped me get to know other students	6	3	14	4	27
My Resident Assistant (RA) supports my academic success (e.g., shares resources/advice)	4	4	14	5	27
My Resident Assistant (RA) has helped me transition to UC Merced	6	4	13	4	27

20 How often have you done each of the following this semester?

Note: To improve readability, some question text is truncated in the figure. Full question text can be found in the table that follows the figure.



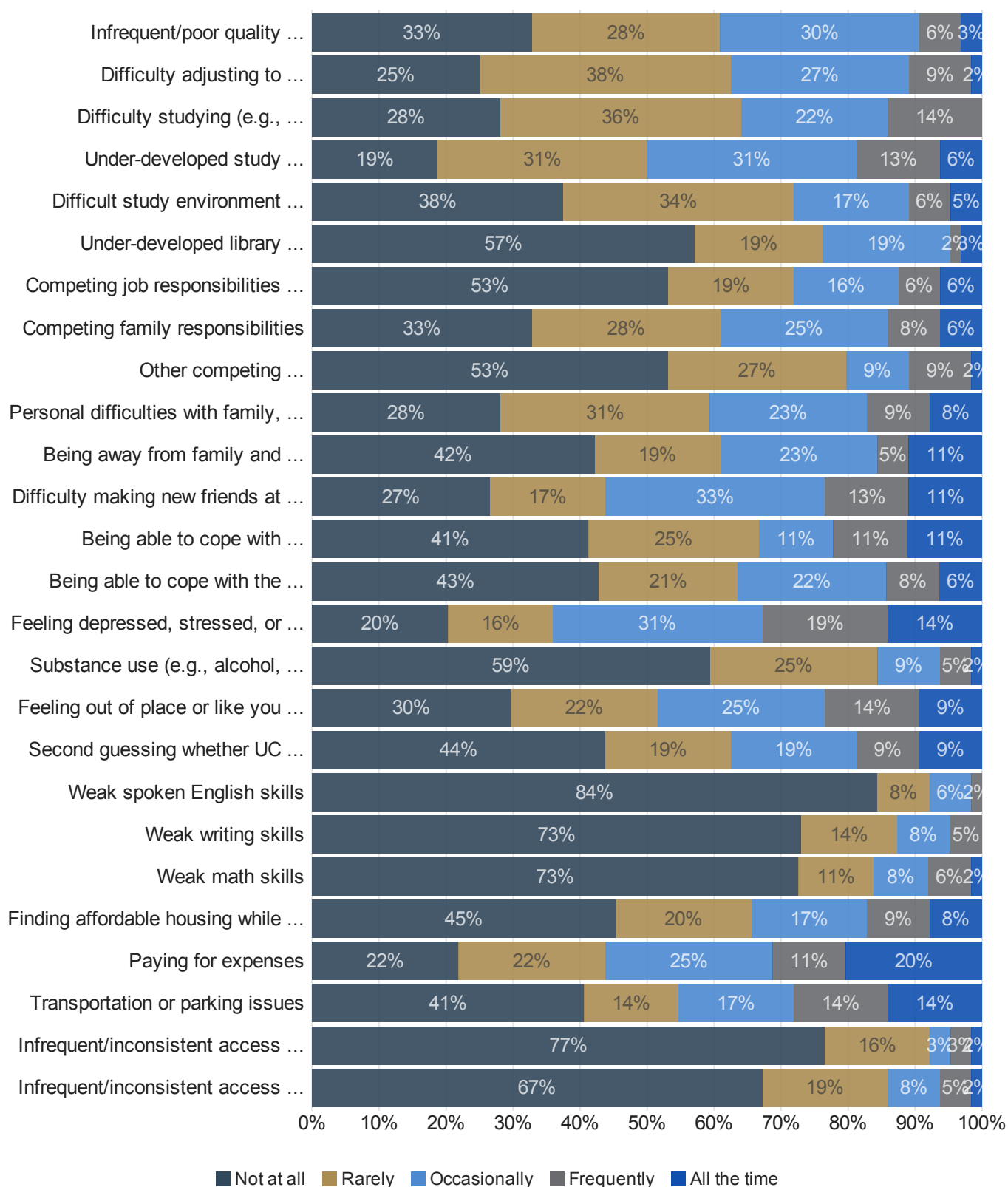
How often have you done each of the following this semester?

Note: This data is presented as a figure (percentages) on the previous page.

Field	Not at all	Rarely	Occasionally	Frequently	All the time	Total
Made a weekly schedule, including weekends, to help manage my time	14	5	14	12	19	64
Recorded my class deadlines	8	3	9	21	23	64
Turned in course assignments on time	0	0	5	20	40	65
Went to my classes	0	0	4	28	33	65
Went to my classes prepared (e.g., having read assignments)	1	1	13	32	17	64
Followed a regular study schedule	4	9	21	19	11	64
Followed a regular sleep schedule	9	8	24	20	4	65
Followed a regular exercise schedule	17	13	15	15	5	65
Followed a regular eating schedule	9	7	17	26	6	65
Ate healthy food	7	6	22	22	7	64
Read my course syllabi	0	0	10	22	32	64
Engaged with material during study sessions (i.e., I didn't just skim)	0	5	15	28	17	65
Reviewed material before and after class	3	10	23	22	7	65
Avoided distractions during study sessions (e.g., texting friends, checking Facebook)	5	7	22	23	8	65
Monitored course progress and made changes when needed	2	6	17	22	18	65
Allowed more study/work time for difficult classes and assignments	1	4	15	29	16	65
Asked questions when I didn't understand something	2	11	22	20	10	65
Set reasonable goals and expectations for myself	0	8	15	24	18	65
Participated in a study group	23	9	15	15	3	65
Participated in major/academic-related clubs, organizations, or activities	33	13	8	4	7	65
Got involved in organized activities outside the classroom (e.g., athletics, clubs, work)	24	9	14	8	9	64
Spent time with peers who support my academic success	13	5	23	13	10	64
Checked my UC Merced email	0	1	4	11	49	65

During your first semester at UC Merced, how often have each of the following been obstacles to your school work or academic success?

Note: To improve readability, some question text is truncated in the figure. Full question text can be found in the table that follows the figure.

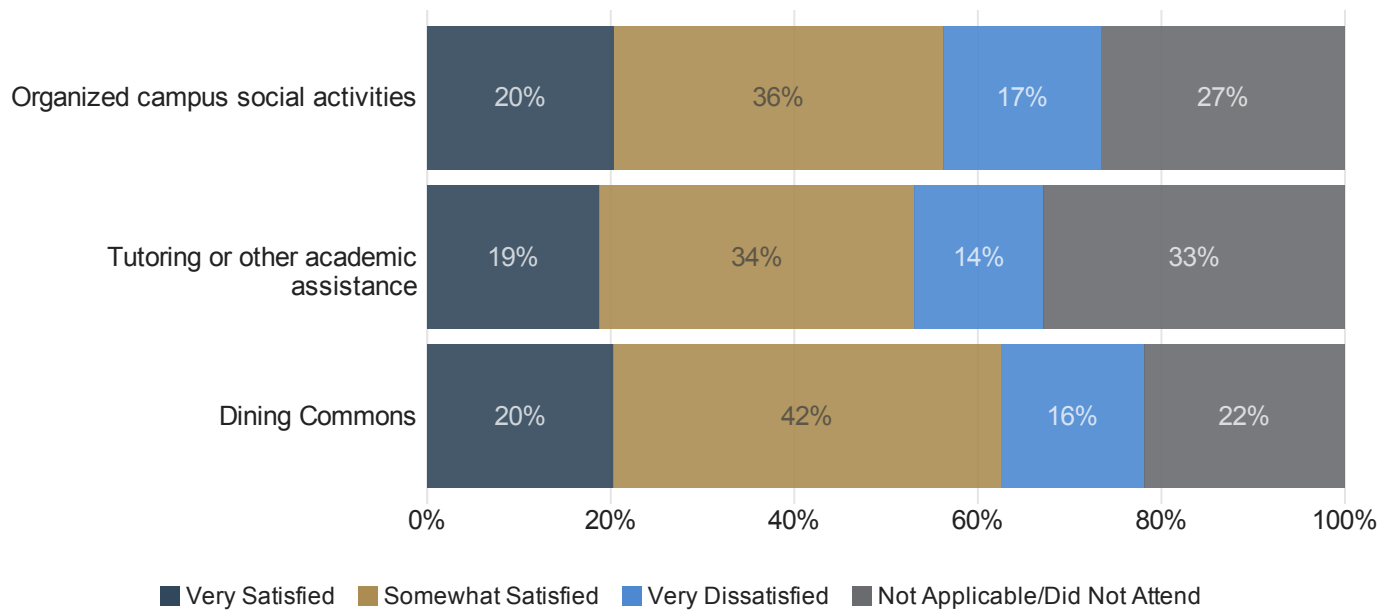


During your first semester at UC Merced, how often have each of the following been obstacles to your school work or academic success?

Note: This data is presented as a figure (percentages) on the previous page.

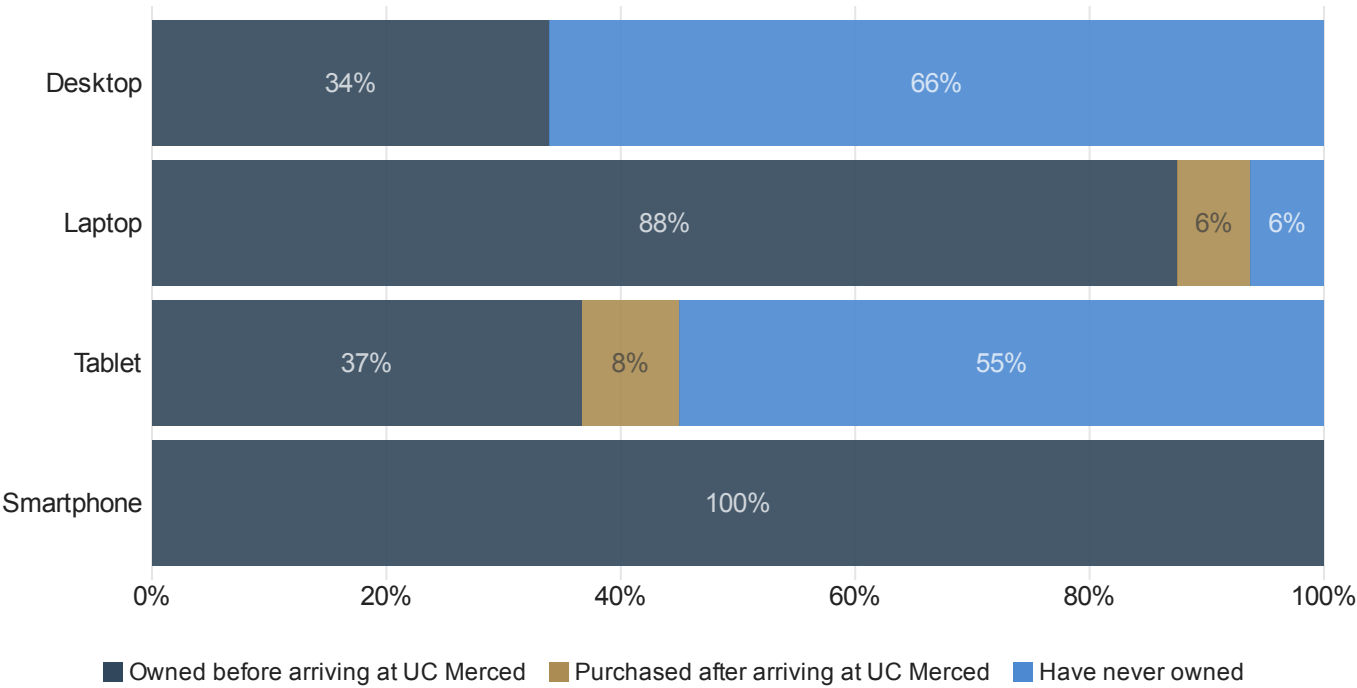
Field	Not at all	Rarely	Occasionally	Frequently	All the time	Total
Infrequent/poor quality feedback from instructors	21	18	19	4	2	64
Difficulty adjusting to college-level work (e.g., coursework, exams, papers)	16	24	17	6	1	64
Difficulty studying (e.g., knowing how to start, how to get help, organize material)	18	23	14	9	0	64
Under-developed study behaviors (e.g., wait until last minute, easily distracted, too much social time, too much web surfing)	12	20	20	8	4	64
Difficult study environment (e.g., noisy roommate, poor Internet access, inadequate computer/software)	24	22	11	4	3	64
Under-developed library research skills	36	12	12	1	2	63
Competing job responsibilities (i.e., paid employment)	34	12	10	4	4	64
Competing family responsibilities	21	18	16	5	4	64
Other competing responsibilities (e.g., athletics, clubs, internship)	34	17	6	6	1	64
Personal difficulties with family, intimate relationships, or friends	18	20	15	6	5	64
Being away from family and friends: being “homesick”	27	12	15	3	7	64
Difficulty making new friends at UC Merced	17	11	21	8	7	64
Being able to cope with expectations of parents and family	26	16	7	7	7	63
Being able to cope with the values and expectations of friends when they differ from your own	27	13	14	5	4	63
Feeling depressed, stressed, or upset	13	10	20	12	9	64
Substance use (e.g., alcohol, other drugs)	38	16	6	3	1	64
Feeling out of place or like you just don’t fit on campus	19	14	16	9	6	64
Second guessing whether UC Merced was the right choice for you	28	12	12	6	6	64
Weak spoken English skills	54	5	4	1	0	64
Weak writing skills	46	9	5	3	0	63
Weak math skills	45	7	5	4	1	62
Finding affordable housing while a student at UC Merced	29	13	11	6	5	64
Paying for expenses	14	14	16	7	13	64
Transportation or parking issues	26	9	11	9	9	64
Infrequent/inconsistent access to a computer	49	10	2	2	1	64
Infrequent/inconsistent access to the Internet/web	43	12	5	3	1	64

How satisfied are you so far with the following at UC Merced?



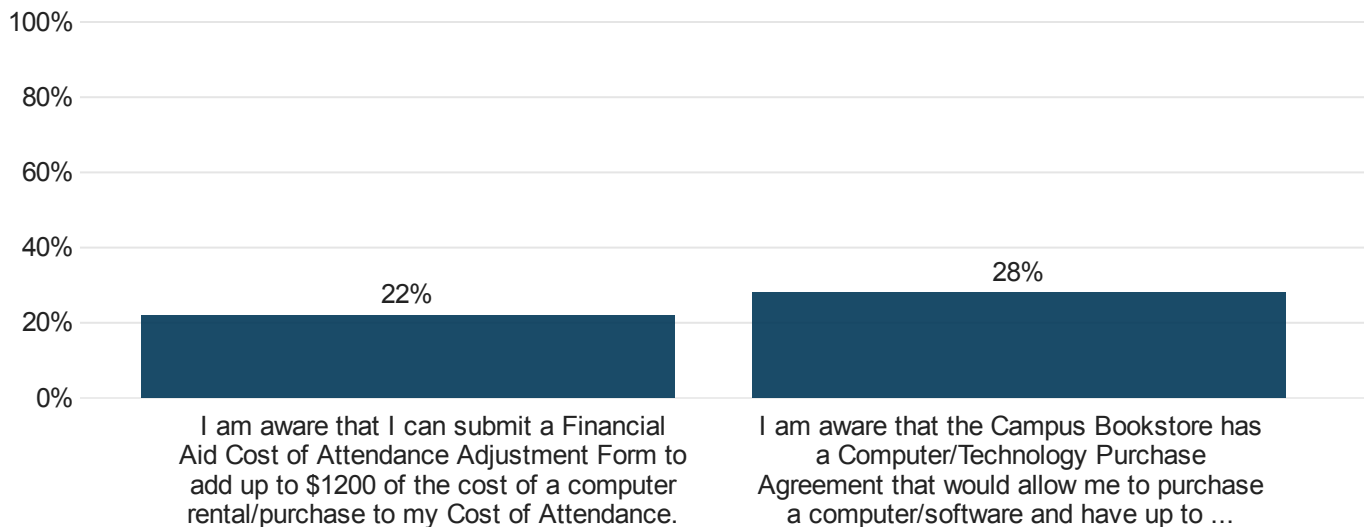
Field	Very Satisfied	Somewhat Satisfied	Very Dissatisfied	Not Applicable/Did Not Attend	Total
Organized campus social activities	13	23	11	17	64
Tutoring or other academic assistance	12	22	9	21	64
Dining Commons	13	27	10	14	64

Please indicate whether you own each device below.



Field	Owned before arriving at UC Merced	Purchased after arriving at UC Merced	Have never owned	Total
Desktop	19	0	37	56
Laptop	56	4	4	64
Tablet	22	5	33	60
Smartphone	64	0	0	64

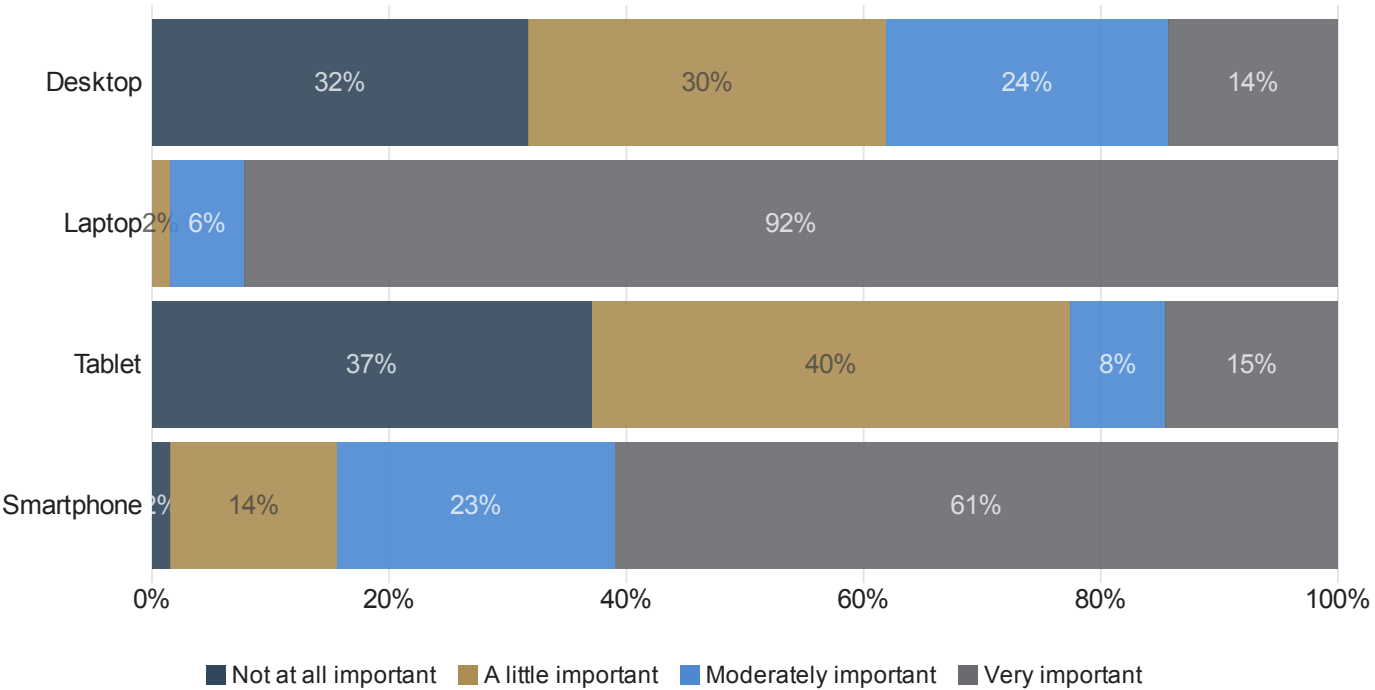
Please indicate your awareness of each of the following resources for purch...



Please indicate your awareness of each of the following resources for purch...

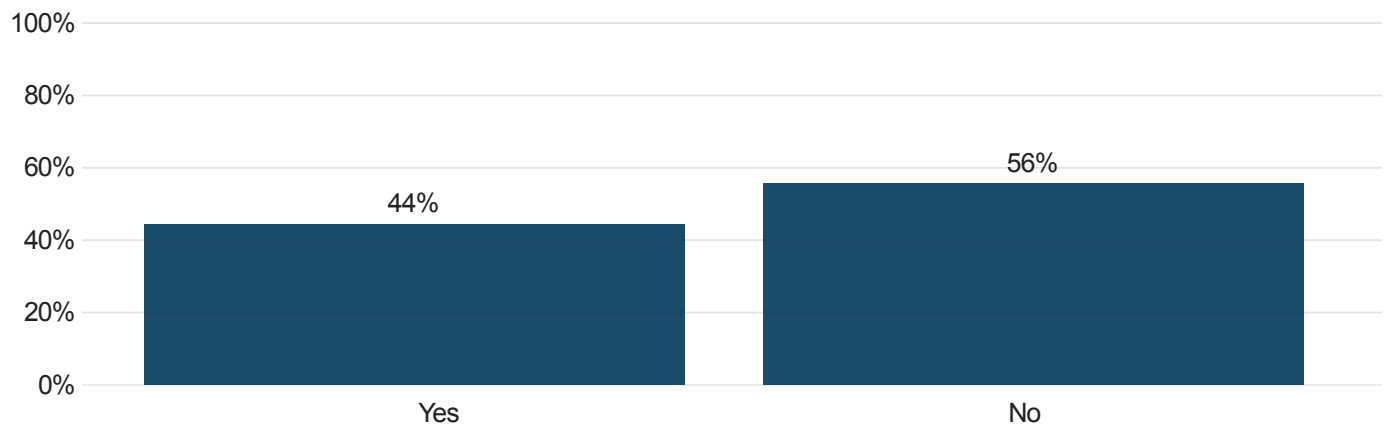
Field	Yes, I am aware of this resource	No, I was not aware of this resource	Total
I am aware that I can submit a Financial Aid Cost of Attendance Adjustment Form to add up to \$1200 of the cost of a computer rental/purchase to my Cost of Attendance.	14	50	64
I am aware that the Campus Bookstore has a Computer/Technology Purchase Agreement that would allow me to purchase a computer/software and have up to \$1500 charged to my student account.	18	46	64

How important do you think owning each device is for academic success at UC...



Field	Not at all important	A little important	Moderately important	Very important	Total
Desktop	20	19	15	9	63
Laptop	0	1	4	59	64
Tablet	23	25	5	9	62
Smartphone	1	9	15	39	64

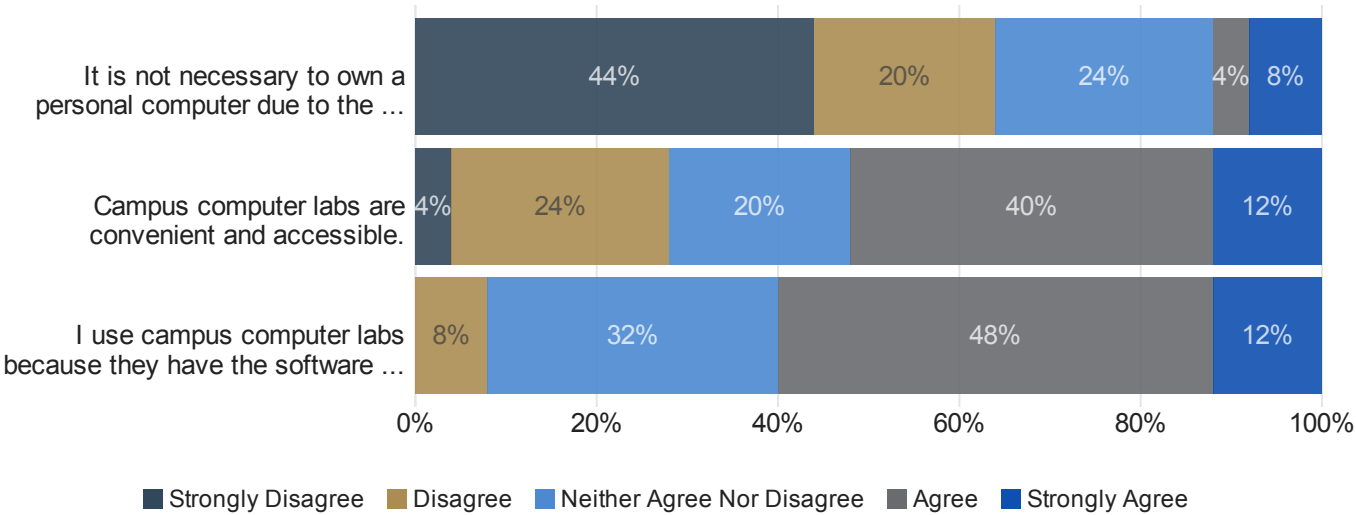
Q54 - Have you ever used a computer lab UC Merced?



Field	Choice Count
Yes	28
No	35
Total	63

29 Please indicate your agreement with each statement about campus computer labs.

Note: Only respondents who used a campus computer lab could answer this question. To improve readability, some question text is truncated in the figure. Full question text can be found in the table that follows the figure.

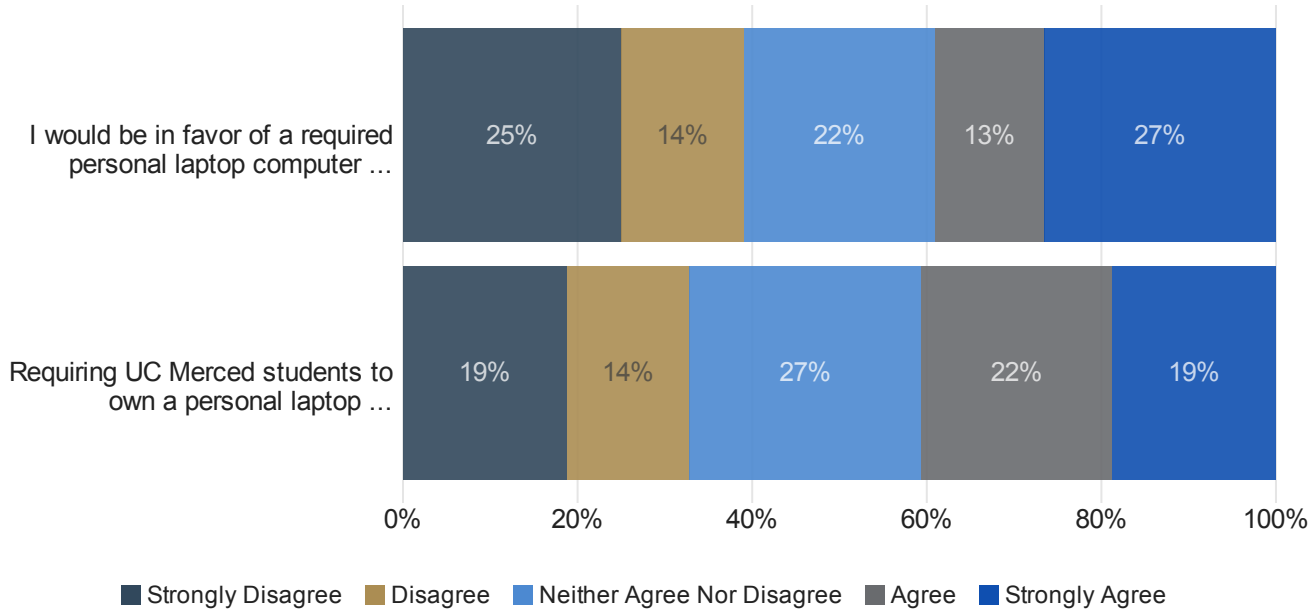


Please indicate your agreement with each statement about campus computer la...

Field	Strongly Disagree	Disagree	Neither Agree Nor Disagree	Agree	Strongly Agree	Total
It is not necessary to own a personal computer due to the availability of campus computer labs.	11	5	6	1	2	25
Campus computer labs are convenient and accessible.	1	6	5	10	3	25
I use campus computer labs because they have the software I need.	0	2	8	12	3	25

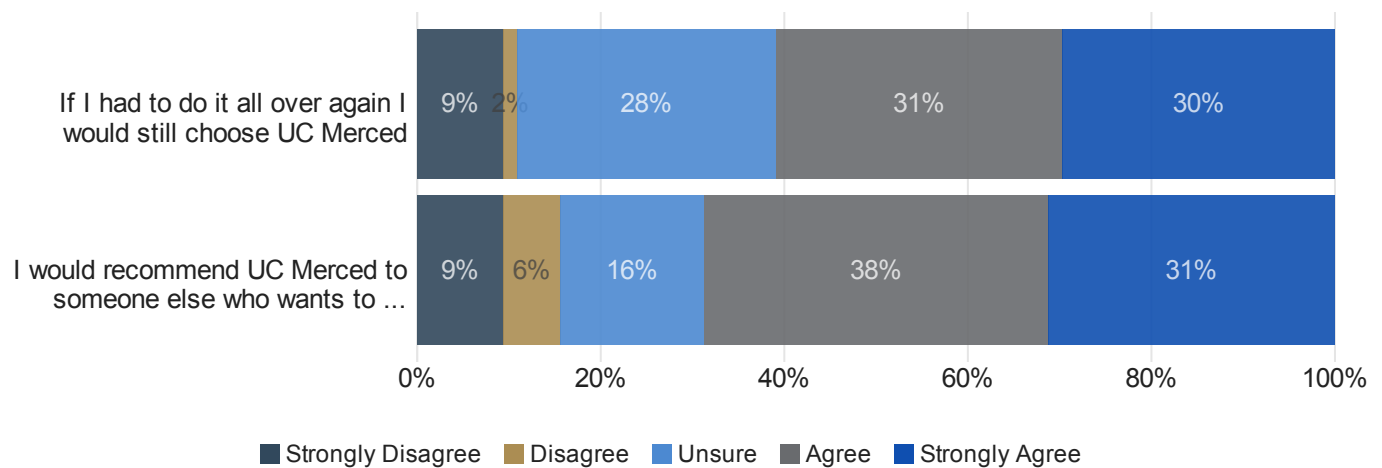
UC Merced is considering a requirement that students own a personal laptop computer. Please indicate your agreement with each statement below.

Note: To improve readability, some question text is truncated in the figure. Full question text can be found in the table that follows the figure.



Field	Strongly Disagree	Disagree	Neither Agree Nor Disagree	Agree	Strongly Agree	Total
I would be in favor of a required personal laptop computer policy at UC Merced.	16	9	14	8	17	64
Requiring UC Merced students to own a personal laptop computer would be a significant financial challenge for me and my family.	12	9	17	14	12	64

To what extent do you agree with the following statements?



To what extent do you agree with the following statements?

Field	Strongly Disagree	Disagree	Unsure	Agree	Strongly Agree	Total
If I had to do it all over again I would still choose UC Merced	6	1	18	20	19	64
I would recommend UC Merced to someone else who wants to attend college	6	4	10	24	20	64