

2016 New Student Survey Report - Transfer Student Responses Only

Prepared by Institutional Research and Decision Support

Last Updated: December 13, 2017

Administration: The survey was administered between October 22, 2017 and November 20, 2017 to all incoming first year students (entering frosh and transfer students). No incentives were offered. Survey publicity and outreach was coordinated by IRDS, with help from School Assessment Managers, Academic Advising units, and Student Affairs staff. Promotion included email, Facebook posts, digital signage around campus, and classroom/LMS announcements. A survey landing page was used in publicity materials (http://irds.ucmerced.edu/new_student_survey.html).

Response Rate: Of the 2449 students invited to complete the survey, 1006 (41%) provided partial or complete responses. Because students could skip questions, response rates varied by question.

Respondent Characteristics: Please refer to Tables 1-3 below for respondent characteristics, including information about the representativeness of the respondent sample relative to the invitee population. These tables are static and cannot be filtered. The respondent sample was roughly representative of the invitee population with a few exceptions:

- Females were 8% more likely to respond than males.
- There were some School and Major differences (e.g., students with a major in the School of Engineering or the School of Social Sciences, Humanities, and Arts were somewhat more likely to respond compared to students with a major in the School of Natural Sciences or Undeclared students).

Other Notes:

- **Number of responses:** Unless otherwise noted, respondents could answer each question on the survey; however, only certain respondents could complete some questions based on their prior responses or characteristics. See the question notes for more information. Additionally, respondents could skip questions. Thus, there will be discrepancies between the overall number of respondents and the number of respondents that answered particular questions.
- **Free response questions:** Free response question responses are not included in this report for several reasons. They require response coding to analyze, and coding schemes are often developed with a research question in mind. Additionally, in some cases free response data can inadvertently identify particular respondents who completed the survey, thus violating confidentiality. Interested parties should request these data from IRDS so that individual requests can be evaluated.
- **Transfer Student Respondents:** This report has been filtered to contain only survey responses from students who entered UC Merced as Transfer students (non-Frosh), though Tables 1-3 contain information about all respondents regardless of entering level status.

Table 1. Student Demographics

Student Characteristic	# Invited (of 2449 total)	% Invited	# Responded (of 1006 total)	% Responded	Response Rate (# responded/# invited)
Entering Level					
Transfer Students	156	6%	80	8%	51%
Students Who Entered as Freshmen/Frosh	2293	94%	926	92%	40%
Gender					
Female	1276	52%	569	57%	45%
Male	1156	47%	431	43%	37%
Unknown	17	1%	6	<1%	35%
Race/Ethnicity					
International	191	8%	82	8%	43%
Hispanic	1388	57%	533	53%	38%
African American	113	5%	43	4%	38%
American Indian	4	<1%	1	<1%	25%
Asian	412	17%	197	20%	48%
Pacific Islander	14	1%	6	1%	43%
White	234	10%	105	10%	45%
Multi-racial	75	3%	32	3%	43%
Unknown	18	1%	7	1%	39%

% values may not sum to 100 for a particular characteristic due to rounding error

Table 2. Student Demographics and Schools

Student Characteristic	# Invited (of 2449 total)	% Invited	# Responded (of 1006 total)	% Responded	Response Rate (# responded/# invited)
First Generation Status					
First Generation	1826	75%	738	73%	40%
Non-First Generation	623	25%	268	27%	43%
Pell Eligibility Status					
Pell Grant Eligible	1618	66%	664	66%	41%
Non-Pell Grant Eligible	831	34%	342	34%	41%
First Language					
English Only as First Language	705	29%	303	30%	43%
English and Other Language or Other Language Only as First Language	1742	71%	702	70%	40%
Unknown	2	<1%	1	<1%	50%
School					
Engineering	712	29%	309	31%	43%
Social Sciences, Humanities, and Arts (SSHA)	815	33%	379	38%	47%
Natural Sciences	736	30%	247	25%	34%
Undeclared	186	8%	71	7%	38%

% values may not sum to 100 for a particular characteristic due to rounding error; undeclared students in a particular School are included in their respective Schools

Table 3. Student Majors

Student Characteristic	# Invited (of 2449 total)	% Invited	# Responded (of 1006 total)	% Responded	Response Rate (# responded/# invited)
ANTH – Anthropology	13	1%	6	1%	46%
BENG – Bioengineering	72	3%	25	3%	35%
BIOS – Biological Sciences	555	23%	177	18%	32%
CHEM – Chemical Sciences	84	3%	35	4%	42%
COGS – Cognitive Science	35	1%	13	1%	37%
CRES – Critical Race & Ethnic Studies	1	<1%	1	<1%	100%
CSE – Computer Science & Engineering	302	12%	149	15%	49%
ECON – Economics	16	1%	6	1%	38%
ENG – English	22	1%	13	1%	59%
ENVE – Environmental Engineering	30	1%	21	2%	70%
ESS – Earth Systems Science	6	<1%	3	<1%	50%
GASP – Global Arts Studies	10	<1%	2	<1%	20%
HIST – History	26	1%	12	1%	46%
MATH – Mathematical Sciences	40	2%	12	1%	30%
MBE – Management & Business Economics	153	6%	53	5%	35%

% values may not sum to 100 for a particular characteristic due to rounding error

Table 3. Student Majors (continued)

Student Characteristic	# Invited (of 2449 total)	% Invited	# Responded (of 1006 total)	% Responded	Response Rate (# responded/# invited)
ME – Mechanical Engineering	192	8%	77	8%	40%
MSE – Materials Science & Engineering	11	<1%	1	<1%	9%
PH – Public Health	55	2%	32	3%	58%
PHYS – Physics	25	1%	8	1%	32%
POLI – Political Science	96	4%	43	4%	45%
PSY – Psychology	274	11%	142	14%	52%
SOC – Sociology	70	3%	33	3%	47%
SPAN – Spanish	16	1%	7	1%	44%
UENG – Undeclared Engineering	105	4%	36	4%	34%
UNS – Undeclared Natural Sciences	26	1%	12	1%	46%
USHA – Undeclared SSHA	28	1%	16	2%	57%
0000 - Undeclared	186	8%	71	7%	38%

% values may not sum to 100 for a particular characteristic due to rounding error

When you arrived at UC Merced, how welcoming did you find the campus environment?

#	Answer	Bar	Response	%
1	Very welcoming	<div></div>	53	66%
2	Somewhat welcoming	<div></div>	22	28%
3	Not welcoming	<div></div>	5	6%
	Total		80	100%

Today, how connected to or disconnected from UC Merced do you feel?

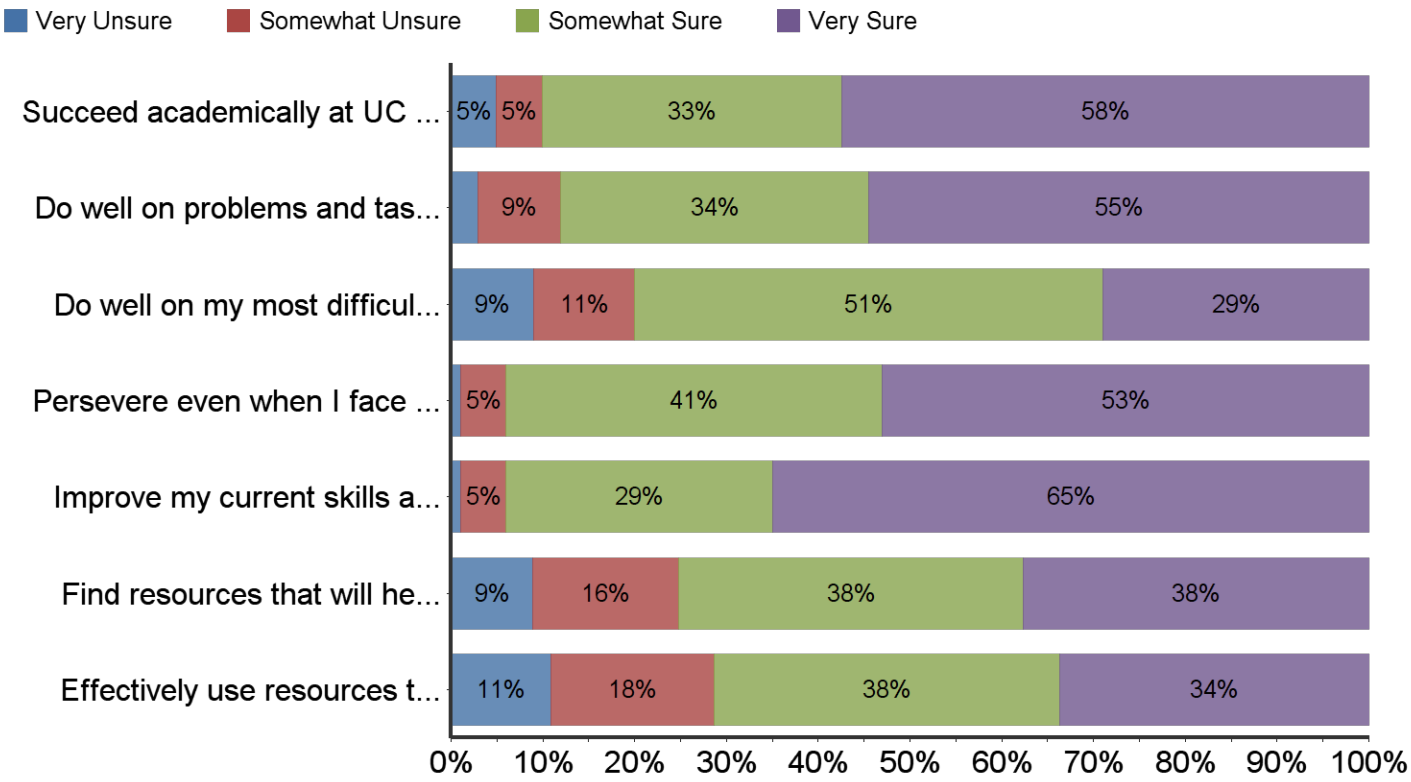
#	Answer	Bar	Response	%
1	Very connected	<div></div>	9	11%
2	Connected	<div></div>	46	58%
3	Disconnected	<div></div>	16	20%
4	Very disconnected	<div></div>	9	11%
	Total		80	100%

When you applied to colleges, was UC Merced your:

#	Answer	Bar	Response	%
1	First choice	<div></div>	25	31%
2	Second choice	<div></div>	28	35%
3	Third choice	<div></div>	14	18%
4	Lower than third choice	<div></div>	13	16%
	Total		80	100%

What is the highest degree you intend to eventually obtain?

#	Answer	Bar	Response	%
1	Bachelor's degree	<div></div>	19	24%
2	Master's degree	<div></div>	26	33%
3	Doctoral degree	<div></div>	23	29%
4	Unsure	<div></div>	11	14%
5	None	<div></div>	1	1%
	Total		80	100%

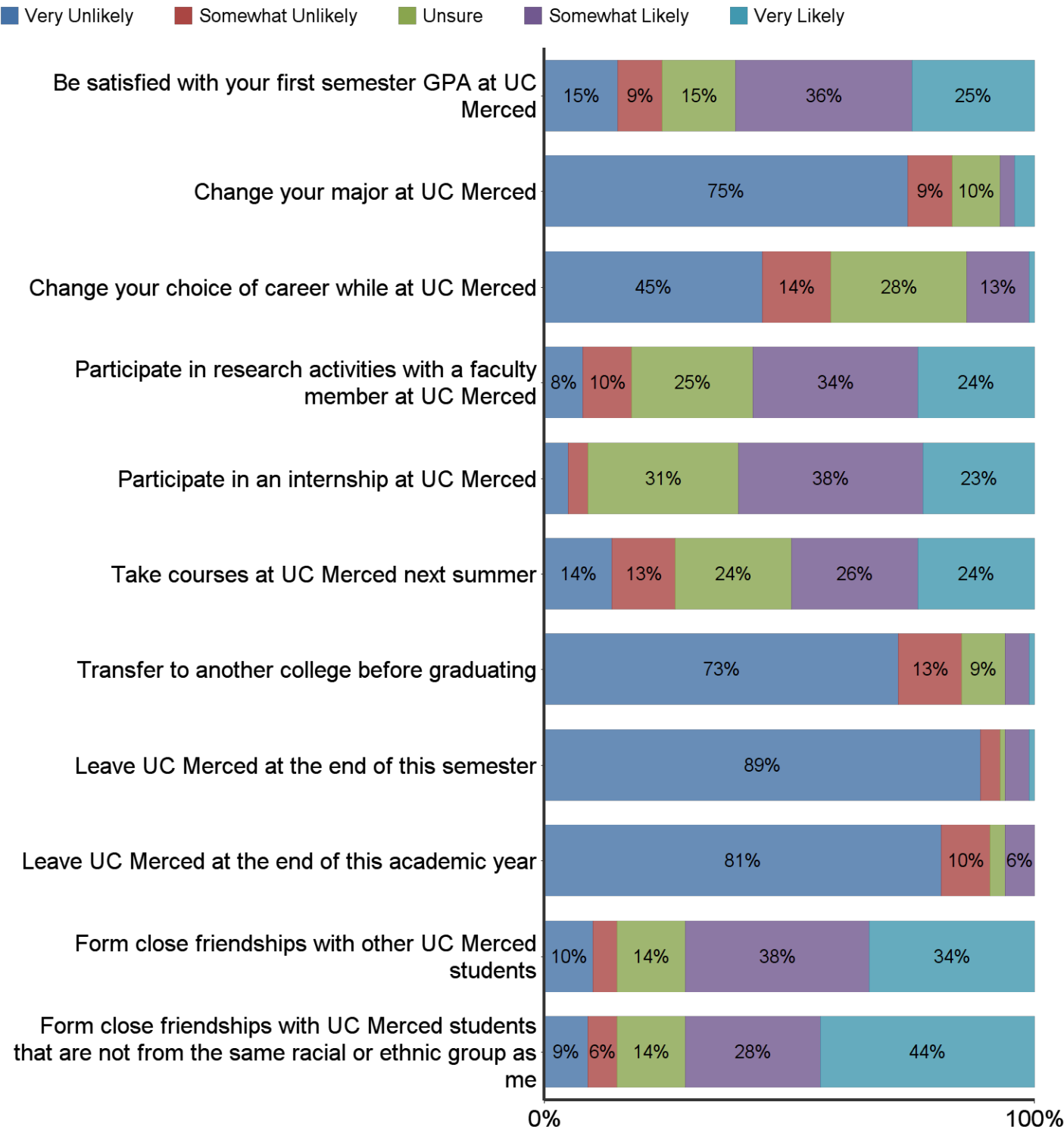


#	Question	Very Unsure	Somewhat Unsure	Somewhat Sure	Very Sure	Response
1	Succeed academically at UC Merced	4	4	26	46	80
2	Do well on problems and tasks assigned in my courses	2	7	27	44	80
3	Do well on my most difficult course	7	9	40	23	79
4	Persevere even when I face academic challenges and obstacles	1	4	32	42	79
5	Improve my current skills and abilities	1	4	23	52	80
6	Find resources that will help me overcome academic challenges and obstacles (e.g., tutors, instructors, advisors)	7	13	30	30	80
7	Effectively use resources that will help me overcome academic challenges and obstacles (e.g., tutors, instructors, advisors)	9	14	30	27	80

9 What do you think your final course grades will be this semester?

#	Answer	Bar	Response	%
1	Mostly A's	<div></div>	35	44%
2	Mostly B's	<div></div>	38	48%
3	Mostly C's	<div></div>	7	9%
4	Lower than C's		0	0%
	Total		80	100%

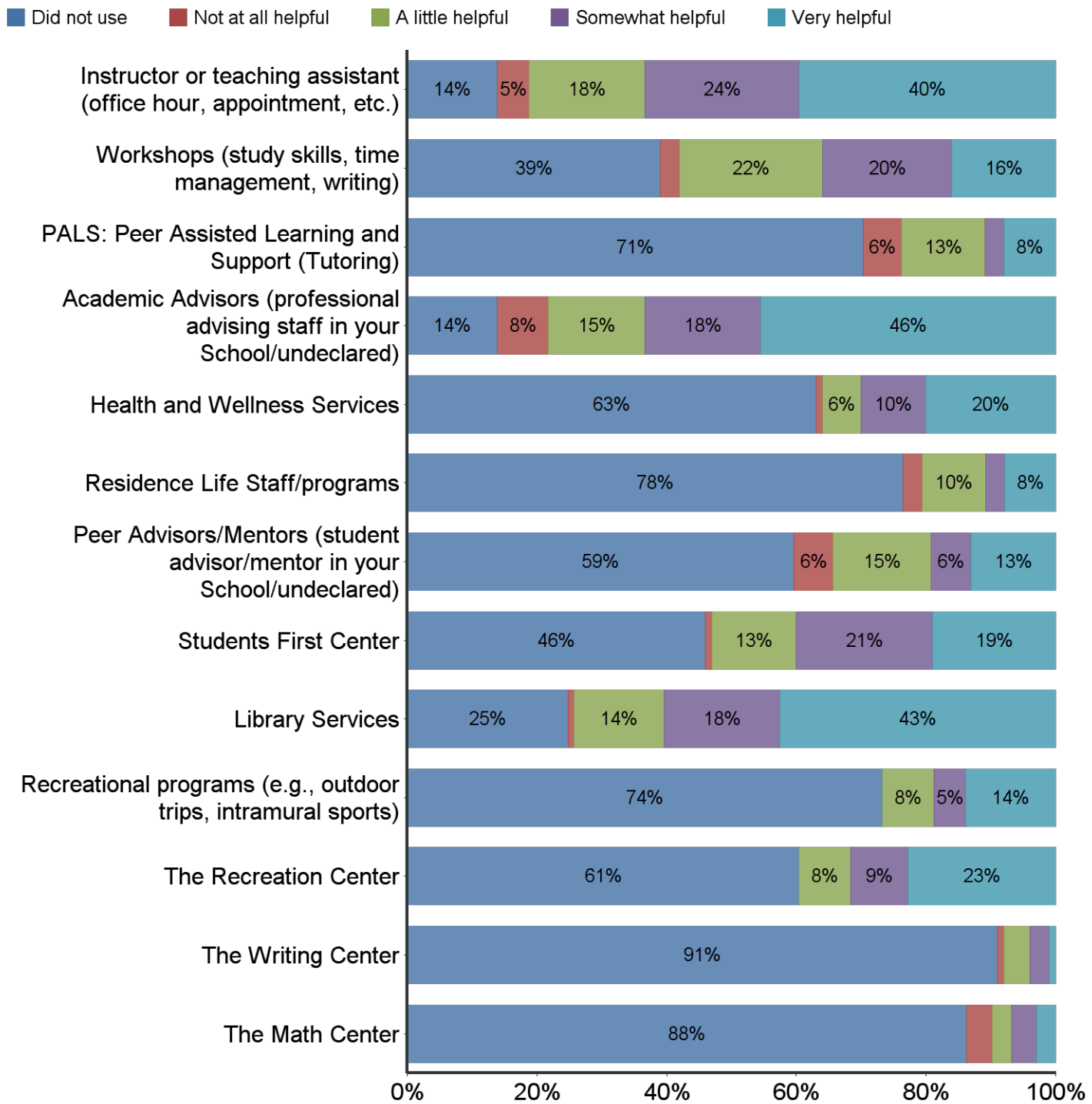
How likely are you to:
Note: This data is presented as a table (counts/frequencies) on the next page.



How likely are you to:
Note: This data is presented as a figure (percentages) on the previous page.

#	Question	Very Unlikely	Somewhat Unlikely	Unsure	Somewhat Likely	Very Likely	Response
1	Be satisfied with your first semester GPA at UC Merced	12	7	12	29	20	80
2	Change your major at UC Merced	60	7	8	2	3	80
3	Change your choice of career while at UC Merced	36	11	22	10	1	80
4	Participate in research activities with a faculty member at UC Merced	6	8	20	27	19	80
5	Participate in an internship at UC Merced	4	3	25	30	18	80
6	Take courses at UC Merced next summer	11	10	19	21	19	80
7	Transfer to another college before graduating	58	10	7	4	1	80
8	Leave UC Merced at the end of this semester	71	3	1	4	1	80
9	Leave UC Merced at the end of this academic year	65	8	2	5	-	80
10	Form close friendships with other UC Merced students	8	4	11	30	27	80
11	Form close friendships with UC Merced students that are not from the same racial or ethnic group as me	7	5	11	22	35	80

For each UC Merced campus resource below, please let us know how helpful that resource has been in your transition to UC Merced. Select "did not use" if you didn't use a resource.
Note: This data is presented as a table (counts/frequencies) on the next page.



For each UC Merced campus resource below, please let us know how helpful that resource has been in your transition to UC Merced. Select "did not use" if you didn't use a resource.

Note: This data is presented as a figure (percentages) on the previous page.



#	Question	Did not use	Not at all helpful	A little helpful	Somewhat helpful	Very helpful	Response
1	Instructor or teaching assistant (office hour, appointment, etc.)	11	4	14	19	32	80
2	Workshops (study skills, time management, writing)	31	2	17	16	13	79
3	PALS: Peer Assisted Learning and Support (Tutoring)	57	5	10	2	6	80
7	Academic Advisors (professional advising staff in your School/undeclared)	11	6	12	14	37	80
10	Health and Wellness Services	50	1	5	8	16	80
11	Residence Life Staff/programs	62	2	8	2	6	80
13	Peer Advisors/Mentors (student advisor/mentor in your School/undeclared)	47	5	12	5	10	79
14	Students First Center	37	1	10	17	15	80
15	Library Services	20	1	11	14	34	80
16	Recreational programs (e.g., outdoor trips, intramural sports)	59	-	6	4	11	80
17	The Recreation Center	49	-	6	7	18	80
18	The Writing Center	73	1	3	2	1	80
20	The Math Center	70	3	2	3	2	80

Please list any other resources that have been helpful in your transition to UC Merced.

Note: n = 98 valid responses; however, some respondents listed more than one response such that there were more total responses than respondents. Numbers in parentheses indicate frequencies for responses given by more than one respondent. This table is static and cannot be filtered.

Resource	Frequency mentioned
Peers (friends, study groups, upperclassmates, mentors, room/housemate)	16
Bright Success Center (mentors, Fiat Lux, Gateway Scholars, PALS, undocumented student services)	13
Clubs and Organizations	10
Athletics (gym, sports team, SALA, OEP)	9
Residence Life (RA, floor activities)	6
DARTS	5
Office hours/TA	5
Coursework (Engineering Service Learning, USTU10)	4
No resources have been helpful	4
Campus outreach/information (Emails from campus and advisors, UCM website)	3
CAPS	3
Events to meet people (in and out of res halls)	3
General staff/faculty helpfulness	3
CARE	2
Career Center (CCPA)	2
Dining Center/Market Place	2
IT/IT Help Desk	2
Leadership programming (Bobcat Leadership Series, YLP)	2
Relaxed campus environment/city	2
STEM resource center	2
Summer Bridge Program	2
Advisors	1
Disability Services	1
Excel training	1
Game room	1
High School advisor	1
Lake Yosemite	1
Library	1
Music Room	1
Planner	1
Relaxation station	1
Students First Center	1
Writing Center	1

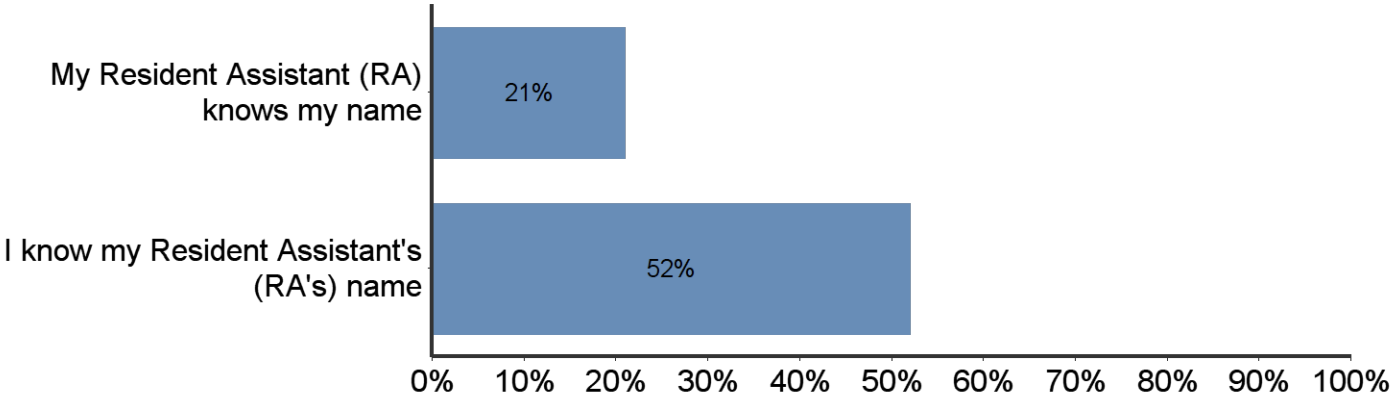
15 Which of the following describes your living situation?
Note: Only respondents who live in campus sponsored housing could answer this question.

#	Answer	Bar	Response	%
1	I live on campus in a residence hall		1	4%
2	I live off campus in a campus-sponsored apartment (i.e., Village Landing, Northwood Village, or Village Terrace)		27	96%
	Total		28	100%

Please indicate your agreement with the following statements about your experience so far living in a residence hall on campus. If you live off campus in a campus-sponsored apartment, please answer regarding that experience.

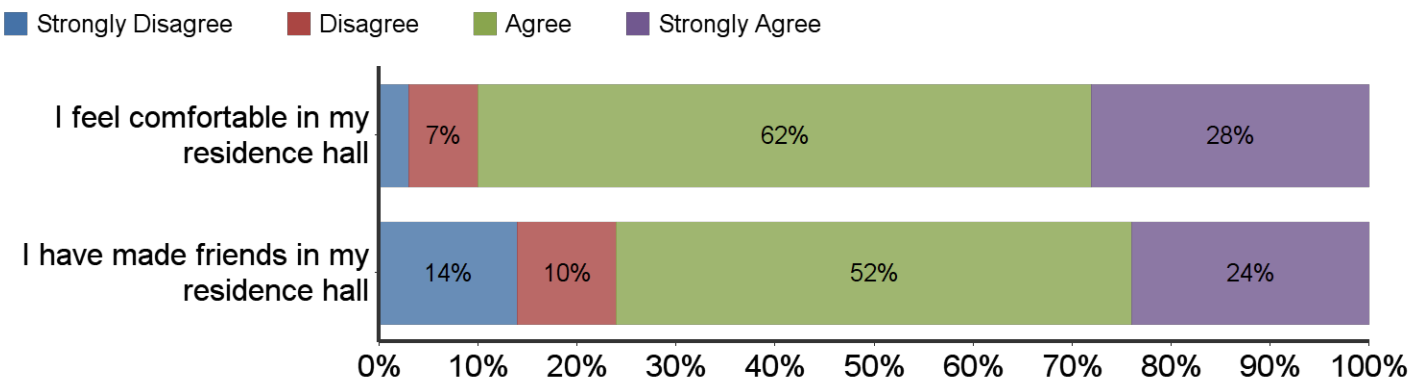
Note: Only respondents who live in campus sponsored housing could answer this question.

■ Yes



#	Question	No	Yes	Response
1	My Resident Assistant (RA) knows my name	23	6	29
2	I know my Resident Assistant's (RA's) name	14	15	29

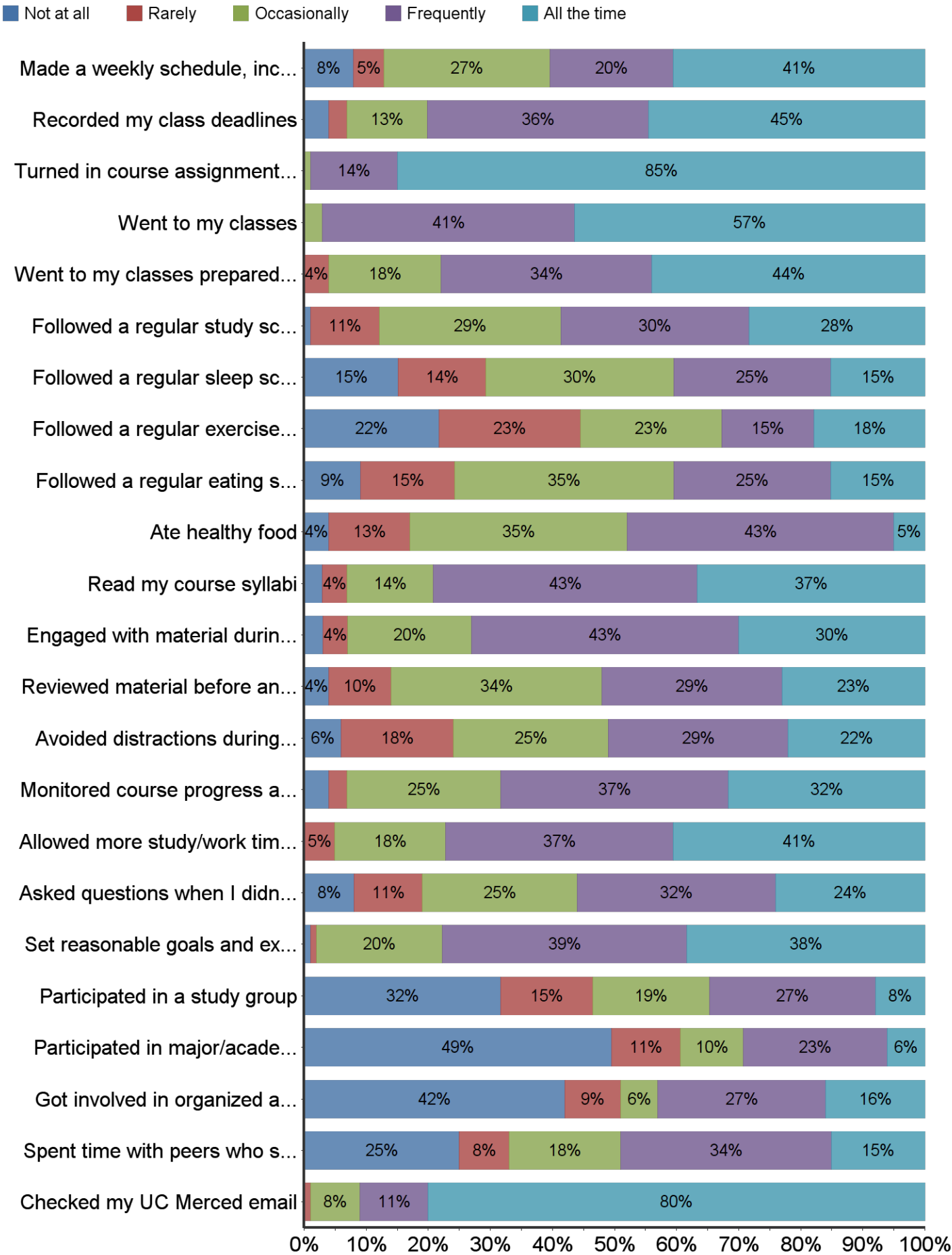
To what extent do you agree or disagree with each of the following statements about your experience so far living in a residence hall? If you live off campus in a campus-sponsored apartment, please answer regarding that experience.
Note: Only respondents who live in campus sponsored housing could answer this question.



#	Question	Strongly Disagree	Disagree	Agree	Strongly Agree	Response
2	I feel comfortable in my residence hall	1	2	18	8	29
16	I have made friends in my residence hall	4	3	15	7	29

How often have you done each of the following this semester?

Note: This data is presented as a table (counts/frequencies) on the next page. To improve readability, some question text is truncated in the figure. Full question text can be found in the table that follows the figure.



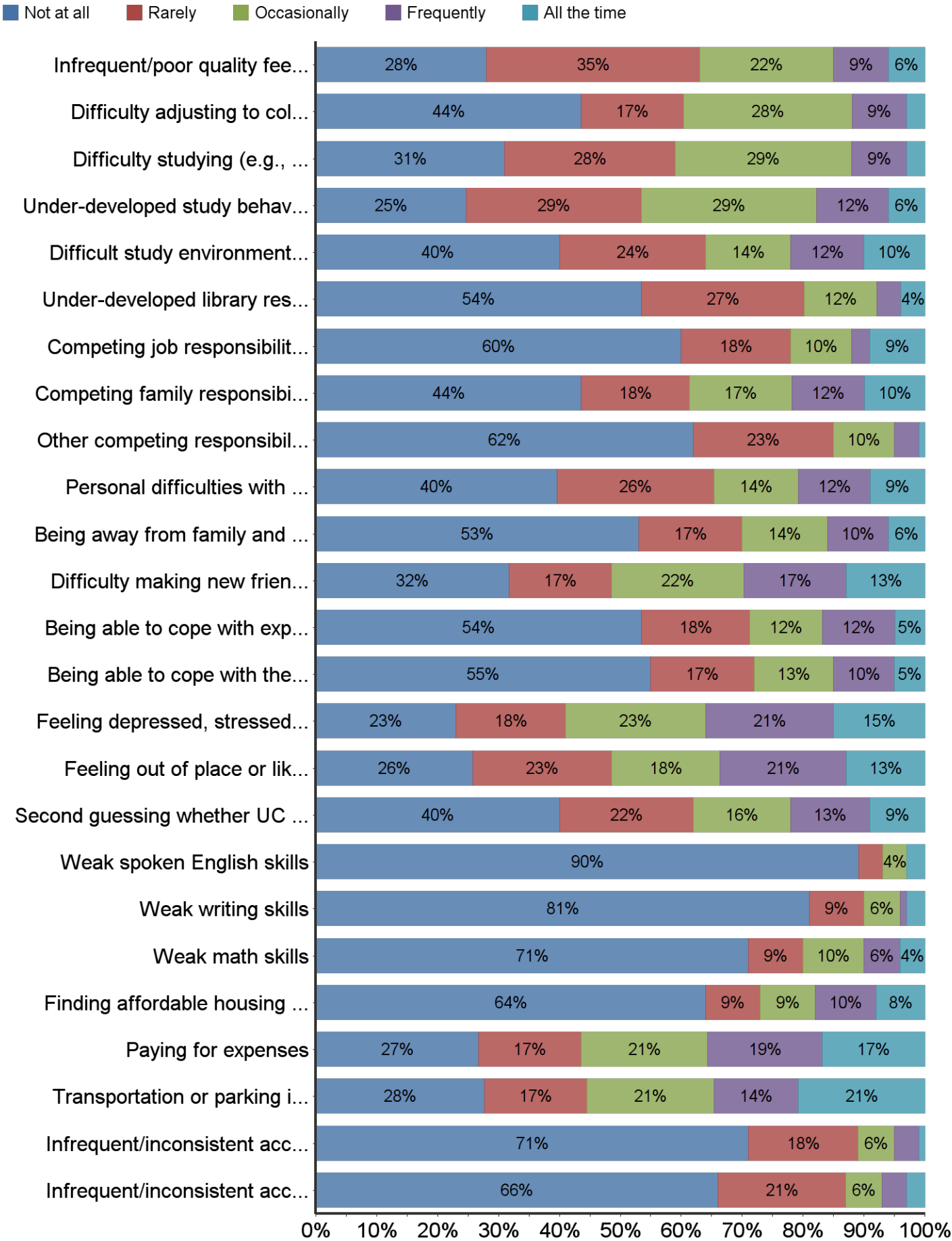
19 **How often have you done each of the following this semester?**
Note: This data is presented as a figure (percentages) on the previous page.

#	Question	Not at all	Rarely	Occasionally	Frequently	All the time	Response
1	Made a weekly schedule, including weekends, to help manage my time	6	4	21	16	32	79
2	Recorded my class deadlines	3	2	10	28	35	78
3	Turned in course assignments on time	-	-	1	11	66	78
4	Went to my classes	-	-	2	32	45	79
5	Went to my classes prepared (e.g., having read assignments)	-	3	14	27	35	79
6	Followed a regular study schedule	1	9	23	24	22	79
7	Followed a regular sleep schedule	12	11	24	20	12	79
8	Followed a regular exercise schedule	17	18	18	12	14	79
9	Followed a regular eating schedule	7	12	28	20	12	79
10	Ate healthy food	3	10	28	34	4	79
11	Read my course syllabi	2	3	11	34	29	79
12	Engaged with material during study sessions (i.e., I didn't just skim)	2	3	16	34	24	79
13	Reviewed material before and after class	3	8	27	23	18	79
14	Avoided distractions during study sessions (e.g., texting friends, checking Facebook)	5	14	20	23	17	79
15	Monitored course progress and made changes when needed	3	2	20	29	25	79
16	Allowed more study/work time for difficult classes and assignments	-	4	14	29	32	79
17	Asked questions when I didn't understand something	6	9	20	25	19	79
18	Set reasonable goals and expectations for myself	1	1	16	31	30	79
19	Participated in a study group	25	12	15	21	6	79
20	Participated in major/academic-related clubs, organizations, or activities	39	9	8	18	5	79
21	Got involved in organized activities outside the classroom (e.g., athletics, clubs, work)	33	7	5	21	13	79
22	Spent time with peers who support my academic success	20	6	14	27	12	79
23	Checked my UC Merced email	-	1	6	9	63	79

20

During your first semester at UC Merced, how often have each of the following been obstacles to your school work or academic success?

Note: This data is presented as a table (counts/frequencies) on the next page. To improve readability, some question text is truncated in the figure. Full question text can be found in the table that follows the figure.

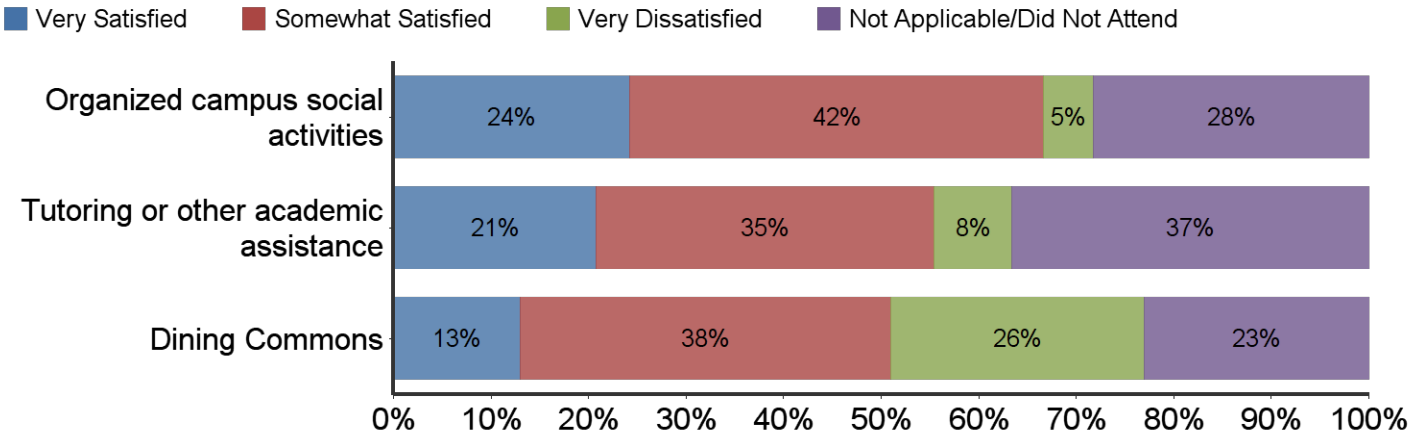


During your first semester at UC Merced, how often have each of the following been obstacles to your school work or academic success?

Note: This data is presented as a figure (percentages) on the previous page.

#	Question	Not at all	Rarely	Occasionally	Frequently	All the time	Response
1	Infrequent/poor quality feedback from instructors	22	27	17	7	5	78
2	Difficulty adjusting to college-level work (e.g., coursework, exams, papers)	34	13	22	7	2	78
3	Difficulty studying (e.g., knowing how to start, how to get help, organize material)	24	22	23	7	2	78
4	Under-developed study behaviors (e.g., wait until last minute, easily distracted, too much social time, too much web surfing)	19	22	22	9	5	77
5	Difficult study environment (e.g., noisy roommate, poor Internet access, inadequate computer/software)	31	19	11	9	8	78
6	Under-developed library research skills	42	21	9	3	3	78
7	Competing job responsibilities (i.e., paid employment)	47	14	8	2	7	78
8	Competing family responsibilities	34	14	13	9	8	78
9	Other competing responsibilities (e.g., athletics, clubs, internship)	48	18	8	3	1	78
10	Personal difficulties with family, intimate relationships, or friends	31	20	11	9	7	78
11	Being away from family and friends: being “homesick”	41	13	11	8	5	78
12	Difficulty making new friends at UC Merced	25	13	17	13	10	78
13	Being able to cope with expectations of parents and family	42	14	9	9	4	78
14	Being able to cope with the values and expectations of friends when they differ from your own	43	13	10	8	4	78
15	Feeling depressed, stressed, or upset	18	14	18	16	12	78
16	Feeling out of place or like you just don’t fit on campus	20	18	14	16	10	78
17	Second guessing whether UC Merced was the right choice for you	31	17	12	10	7	77
18	Weak spoken English skills	70	3	3	-	2	78
19	Weak writing skills	63	7	5	1	2	78
20	Weak math skills	55	7	8	5	3	78
21	Finding affordable housing while a student at UC Merced	50	7	7	8	6	78
22	Paying for expenses	21	13	16	15	13	78
23	Transportation or parking issues	22	13	16	11	16	78
24	Infrequent/inconsistent access to a computer	55	14	5	3	1	78
25	Infrequent/inconsistent access to the Internet/web	51	16	5	3	2	77

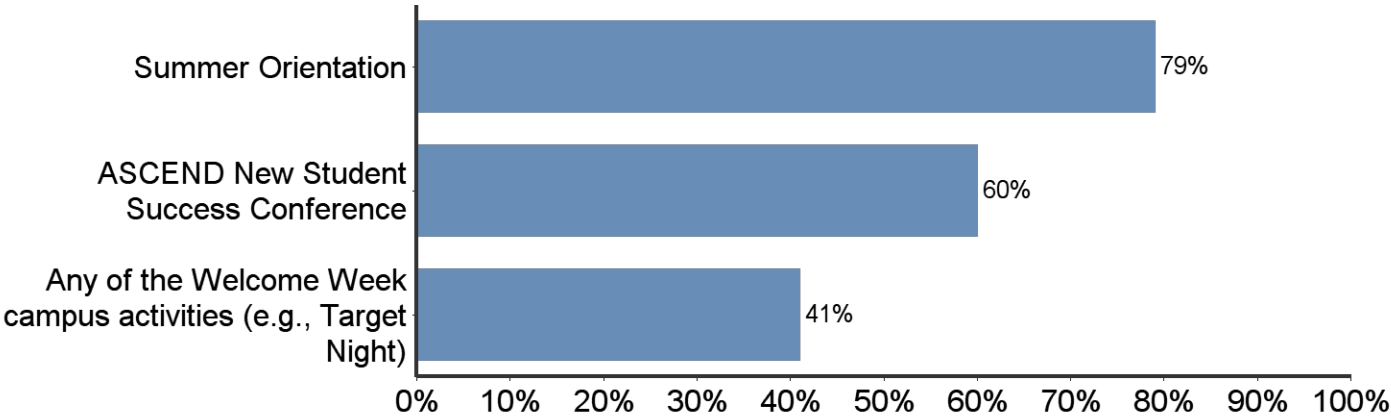
How satisfied are you so far with the following at UC Merced?



#	Question	Very Satisfied	Somewhat Satisfied	Very Dissatisfied	Not Applicable/Did Not Attend	Response
1	Organized campus social activities	19	33	4	22	78
2	Tutoring or other academic assistance	16	27	6	29	78
3	Dining Commons	10	30	20	18	78

Did you attend the following welcome and social activities at UC Merced?

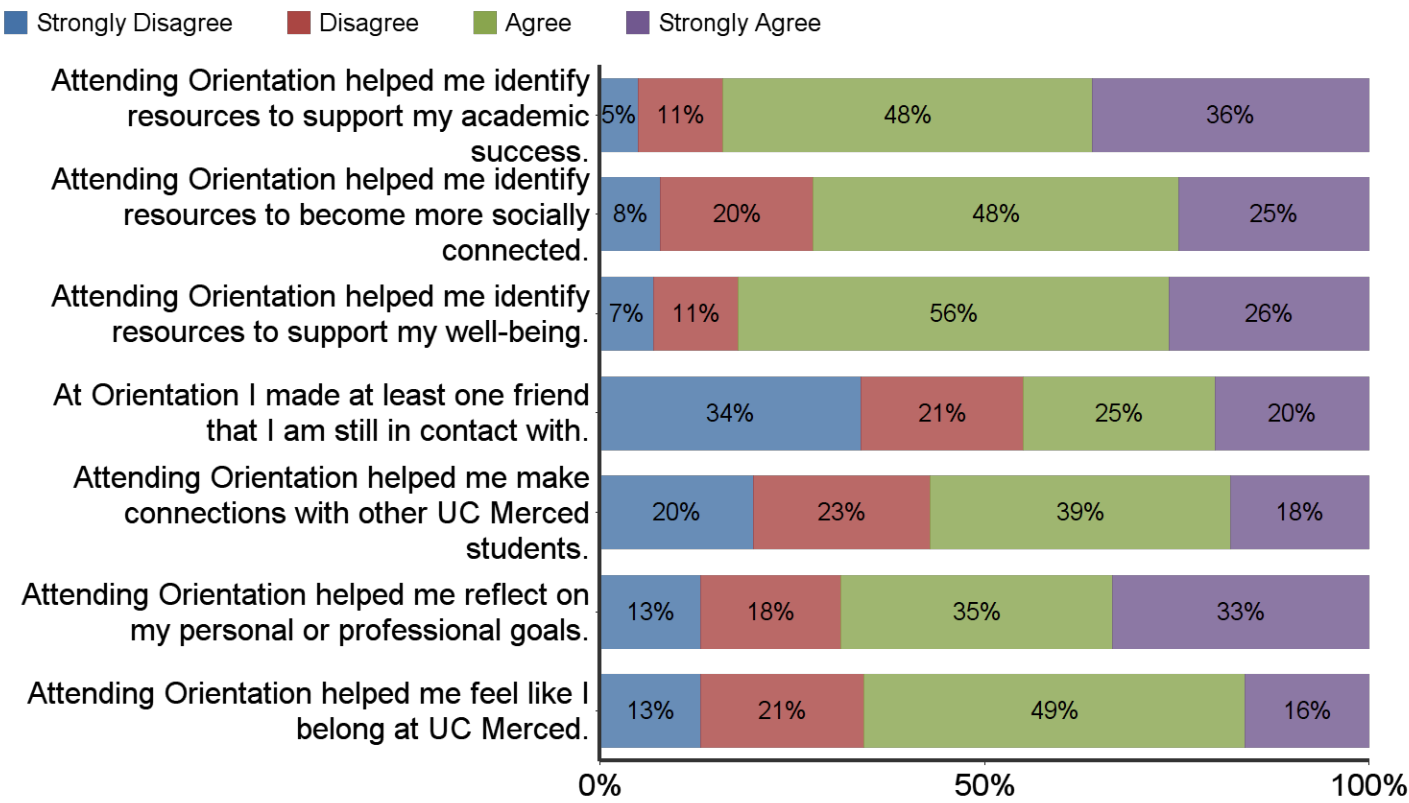
■ Yes



#	Question	No	Yes	Response
1	Summer Orientation	16	61	77
2	ASCEND New Student Success Conference	31	47	78
3	Any of the Welcome Week campus activities (e.g., Target Night)	46	32	78

To what extent do you agree or disagree with each of the following statements about Summer Orientation?

Note: Only respondents who said they attended Orientation could answer this question.

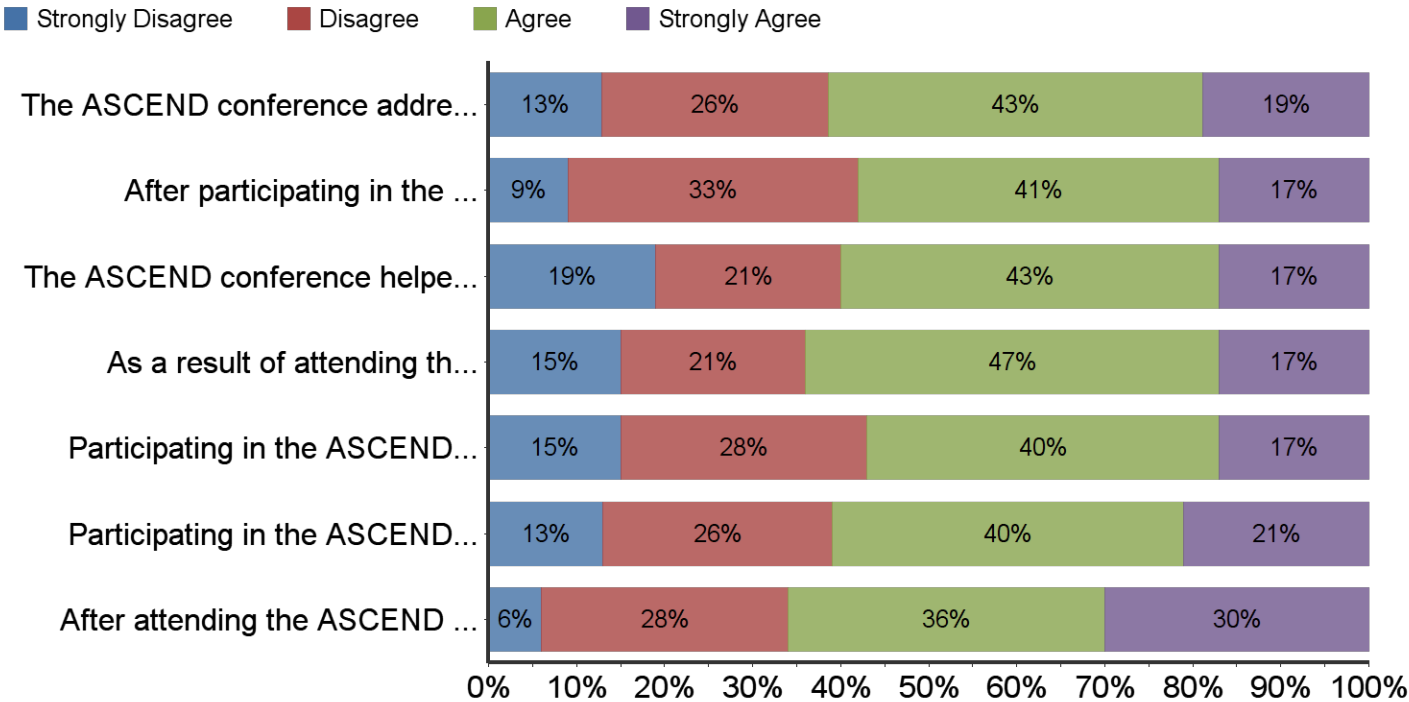


#	Question	Strongly Disagree	Disagree	Agree	Strongly Agree	Response
1	Attending Orientation helped me identify resources to support my academic success.	3	7	29	22	61
2	Attending Orientation helped me identify resources to become more socially connected.	5	12	29	15	61
3	Attending Orientation helped me identify resources to support my well-being.	4	7	34	16	61
4	At Orientation I made at least one friend that I am still in contact with.	21	13	15	12	61
5	Attending Orientation helped me make connections with other UC Merced students.	12	14	24	11	61
7	Attending Orientation helped me reflect on my personal or professional goals.	8	11	21	20	60
8	Attending Orientation helped me feel like I belong at UC Merced.	8	13	30	10	61

25 **Think back to a personal or professional goal you reflected on at Orientation. Have you made progress toward achieving this goal?**
Note: Only respondents who attended Orientation and agreed (agree or strongly agree) that it helped them reflect on personal/professional goals could answer this question.

#	Answer	Bar	Response	%
2	No, no progress yet	<div></div>	1	2%
3	Yes, a little progress	<div></div>	22	54%
4	Yes, a lot of progress	<div></div>	13	32%
1	I'm not sure	<div></div>	5	12%
	Total		41	100%

26 To what extent do you agree or disagree with each of the following statements about the ASCEND New Student Success Conference.
 Note: Only respondents who said they attended ASCEND could answer this question. To improve readability, some question text is truncated in the figure. Full question text can be found in the table that follows the figure.



#	Question	Strongly Disagree	Disagree	Agree	Strongly Agree	Response
1	The ASCEND conference addressed questions I had about UC Merced.	6	12	20	9	47
2	After participating in the ASCEND conference, I felt more prepared to begin classes at UC Merced.	4	15	19	8	46
3	The ASCEND conference helped increase my confidence about connecting with UC Merced personnel (e.g. staff, faculty, TAs).	9	10	20	8	47
4	As a result of attending the ASCEND conference, I know how to access the campus resources (e.g. tutoring, financial aid, job search) available to support my success at UC Merced.	7	10	22	8	47
5	Participating in the ASCEND conference helped me identify specific actions I could take to be academically successful.	7	13	19	8	47
6	Participating in the ASCEND conference helped me understand how personal choices and decisions can impact both the individual and the community.	6	12	19	10	47
7	After attending the ASCEND conference, I better understand the academic expectations of UC Merced.	3	13	17	14	47

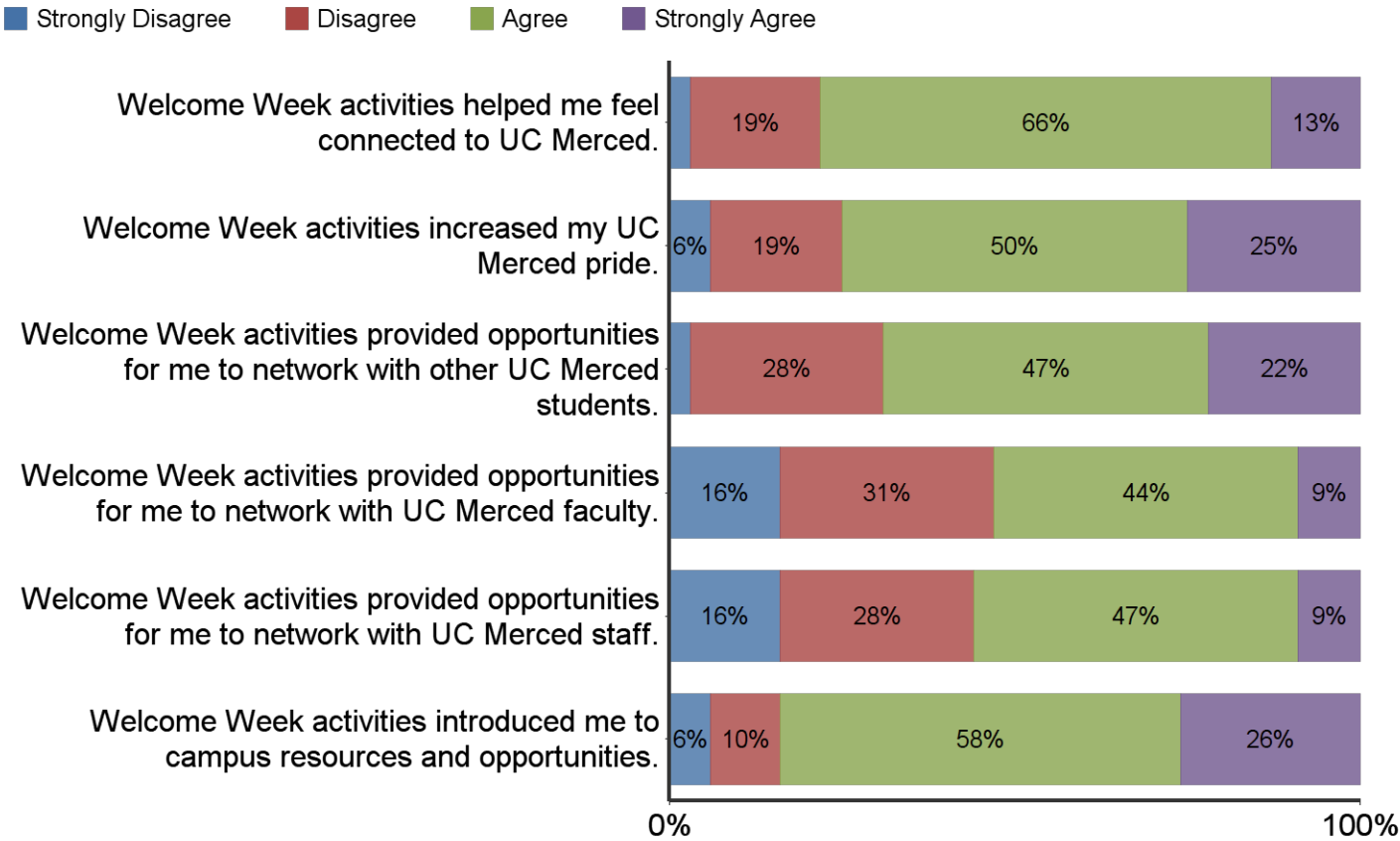
27 **How many Welcome Week events did you attend (e.g., Target Night)?**
Note: Only respondents who said they attended any Welcome Week event(s) could answer this question.

#	Answer	Bar	Response	%
1	Not sure	<div></div>	6	19%
3	1-3 events	<div></div>	22	69%
4	4-6 events	<div></div>	4	13%
5	7 or more events		0	0%
	Total		32	100%

28

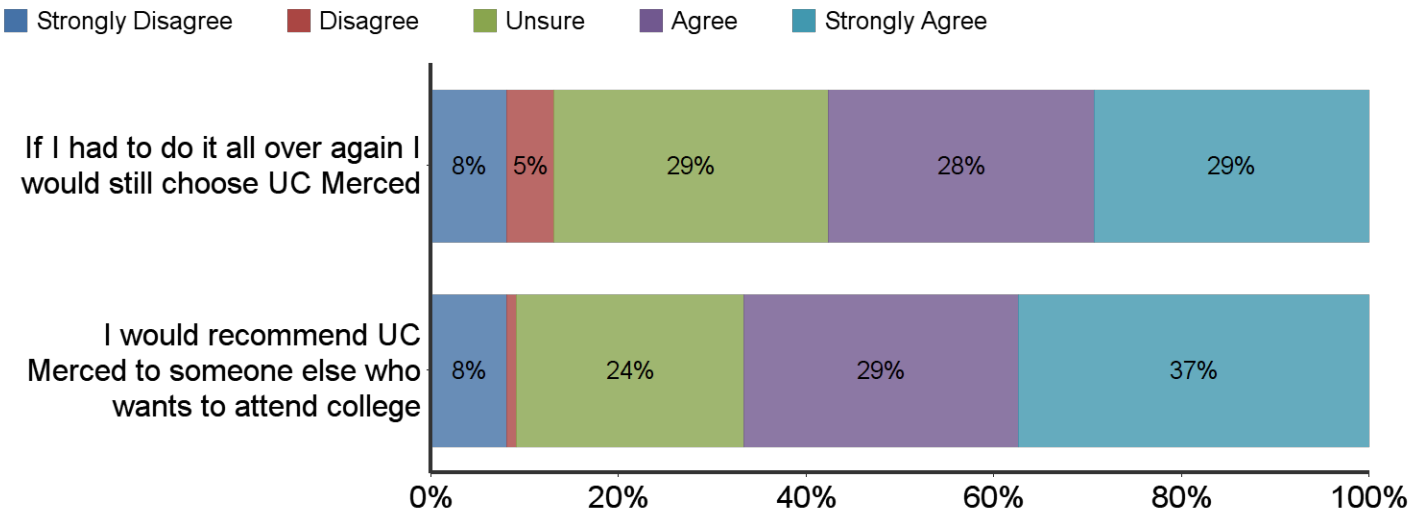
To what extent do you agree or disagree with each of the following statements about the Welcome Week campus activities you attended?

Note: Only respondents who said they attended any Welcome Week event(s) could answer this question.



#	Question	Strongly Disagree	Disagree	Agree	Strongly Agree	Response
1	Welcome Week activities helped me feel connected to UC Merced.	1	6	21	4	32
2	Welcome Week activities increased my UC Merced pride.	2	6	16	8	32
3	Welcome Week activities provided opportunities for me to network with other UC Merced students.	1	9	15	7	32
4	Welcome Week activities provided opportunities for me to network with UC Merced faculty.	5	10	14	3	32
5	Welcome Week activities provided opportunities for me to network with UC Merced staff.	5	9	15	3	32
6	Welcome Week activities introduced me to campus resources and opportunities.	2	3	18	8	31

29 To what extent do you agree with the following statements?



#	Question	Strongly Disagree	Disagree	Unsure	Agree	Strongly Agree	Response
1	If I had to do it all over again I would still choose UC Merced	6	4	23	22	23	78
2	I would recommend UC Merced to someone else who wants to attend college	6	1	19	23	29	78