



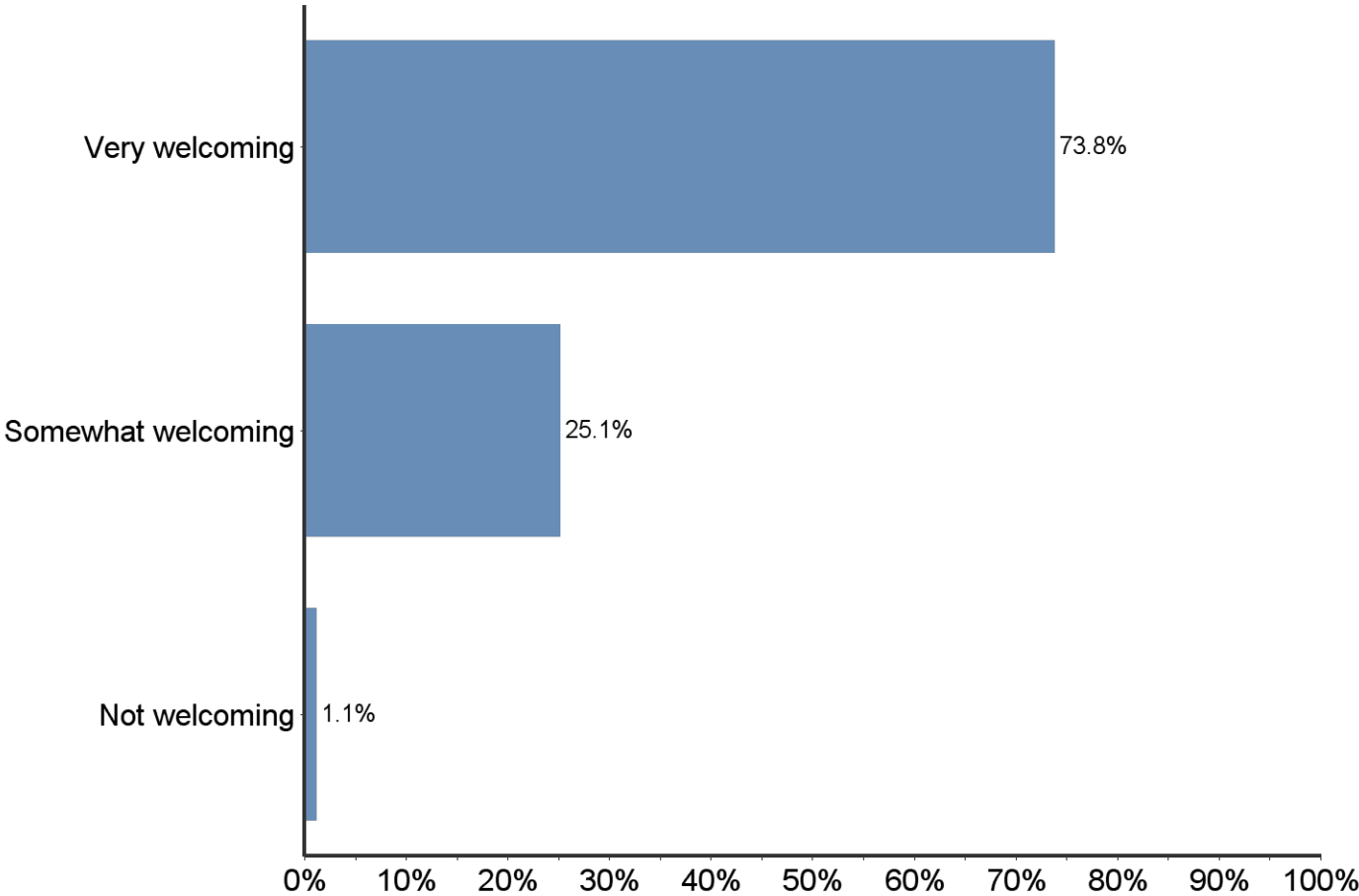
2013 New Student Survey Report

Last updated: December 3, 2014

Prepared by Institutional Research & Decision Support

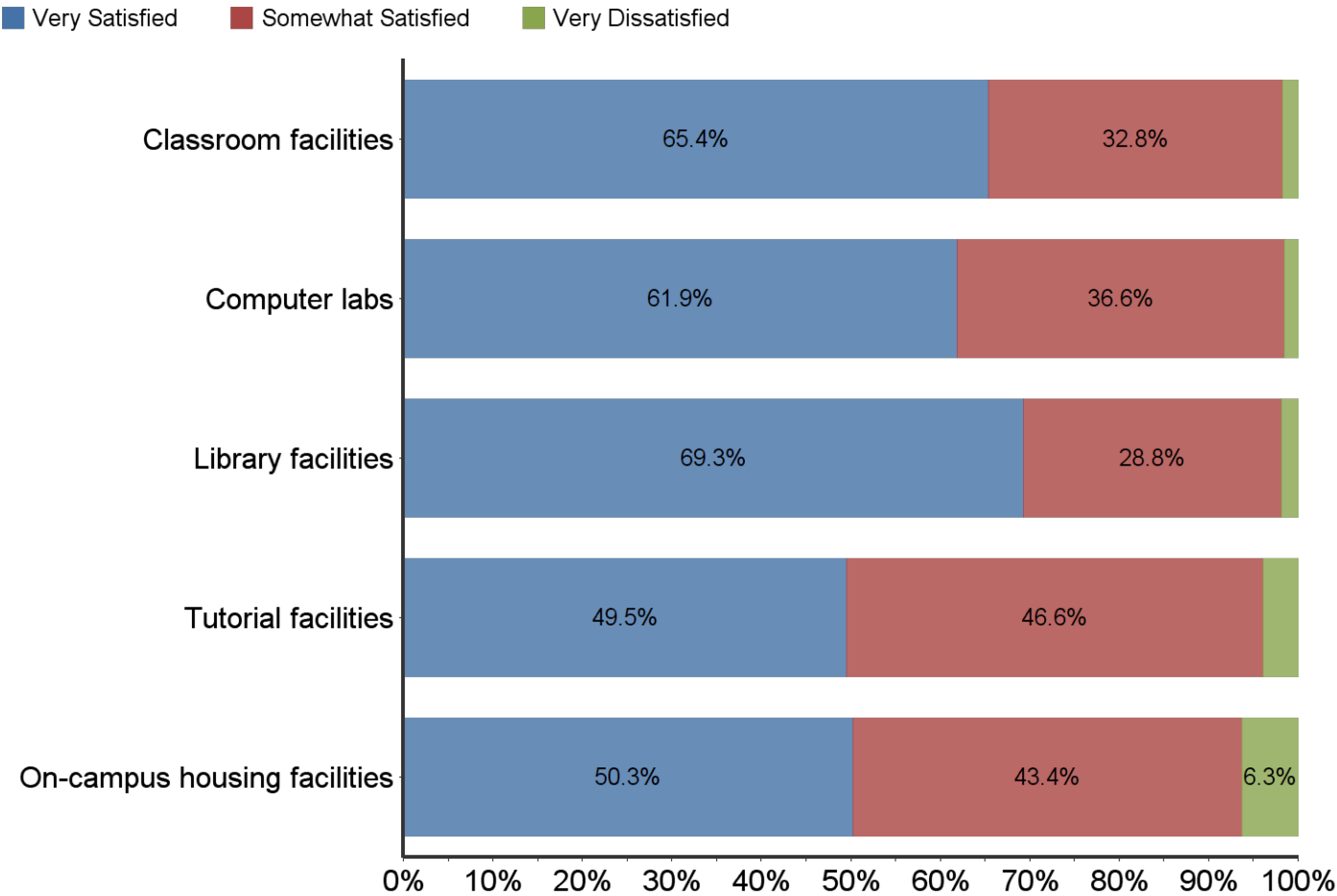
General Notes: Of all respondents invited to complete the survey, 461 started the survey but may not have completed it and 313 completed the survey. Students could choose not to answer particular questions, thus, response rates for each question varied.

When you arrived at UC Merced, how welcoming did you find the campus environment?



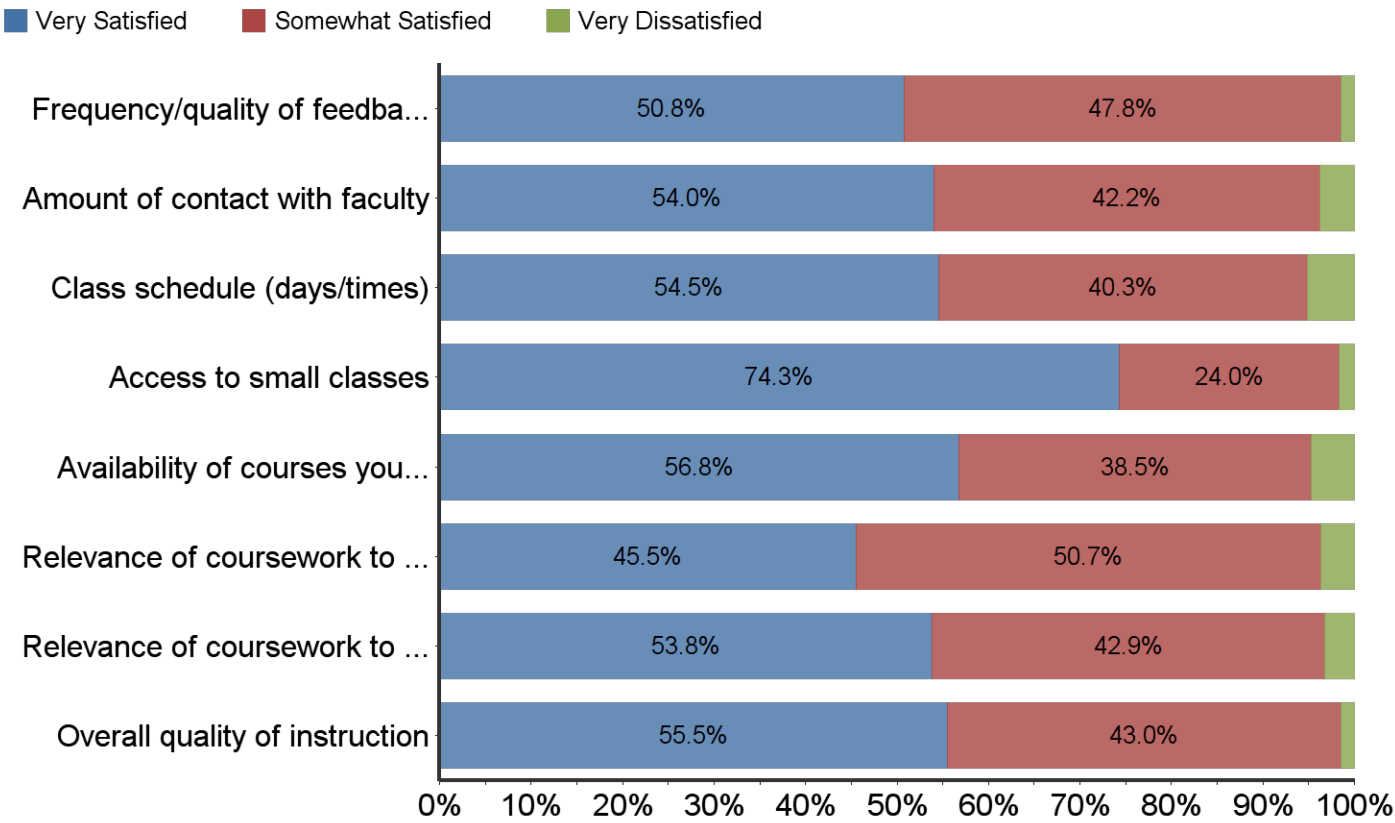
Answer	Frequency
Very welcoming	336
Somewhat welcoming	114
Not welcoming	5
Total	455

How satisfied are you so far with the following facilities at UC Merced?



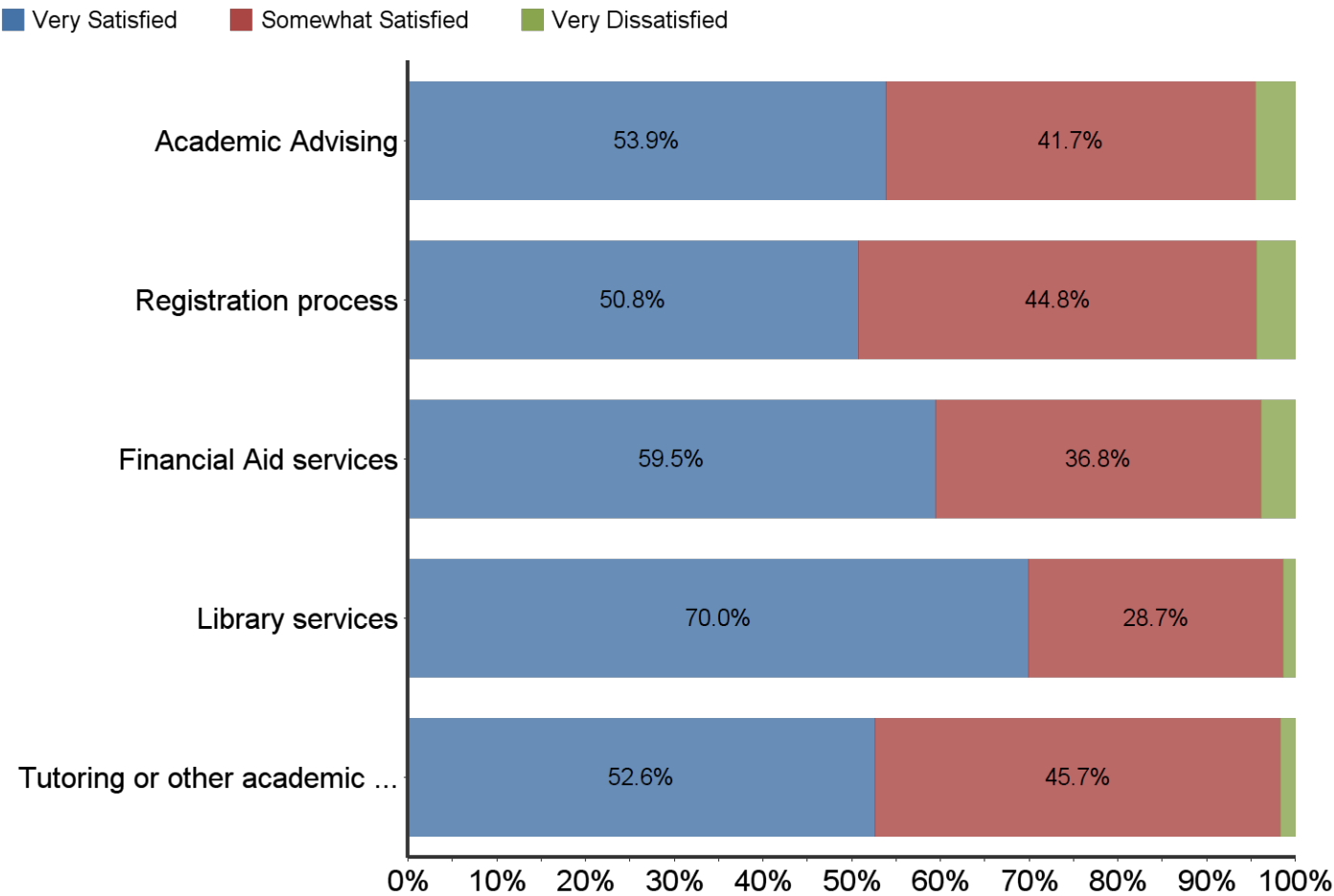
#	Question	Very Satisfied	Somewhat Satisfied	Very Dissatisfied	Total Responses
1	Classroom facilities	285	143	8	436
2	Computer labs	210	124	5	339
3	Library facilities	293	122	8	423
4	Tutorial facilities	153	144	12	309
5	On-campus housing facilities	175	151	22	348

How satisfied are you so far with the following aspects of your educational experience at UC Merced?
Note: To improve readability, some question text is truncated in the figure. Full question text can be found in the table below the figure.



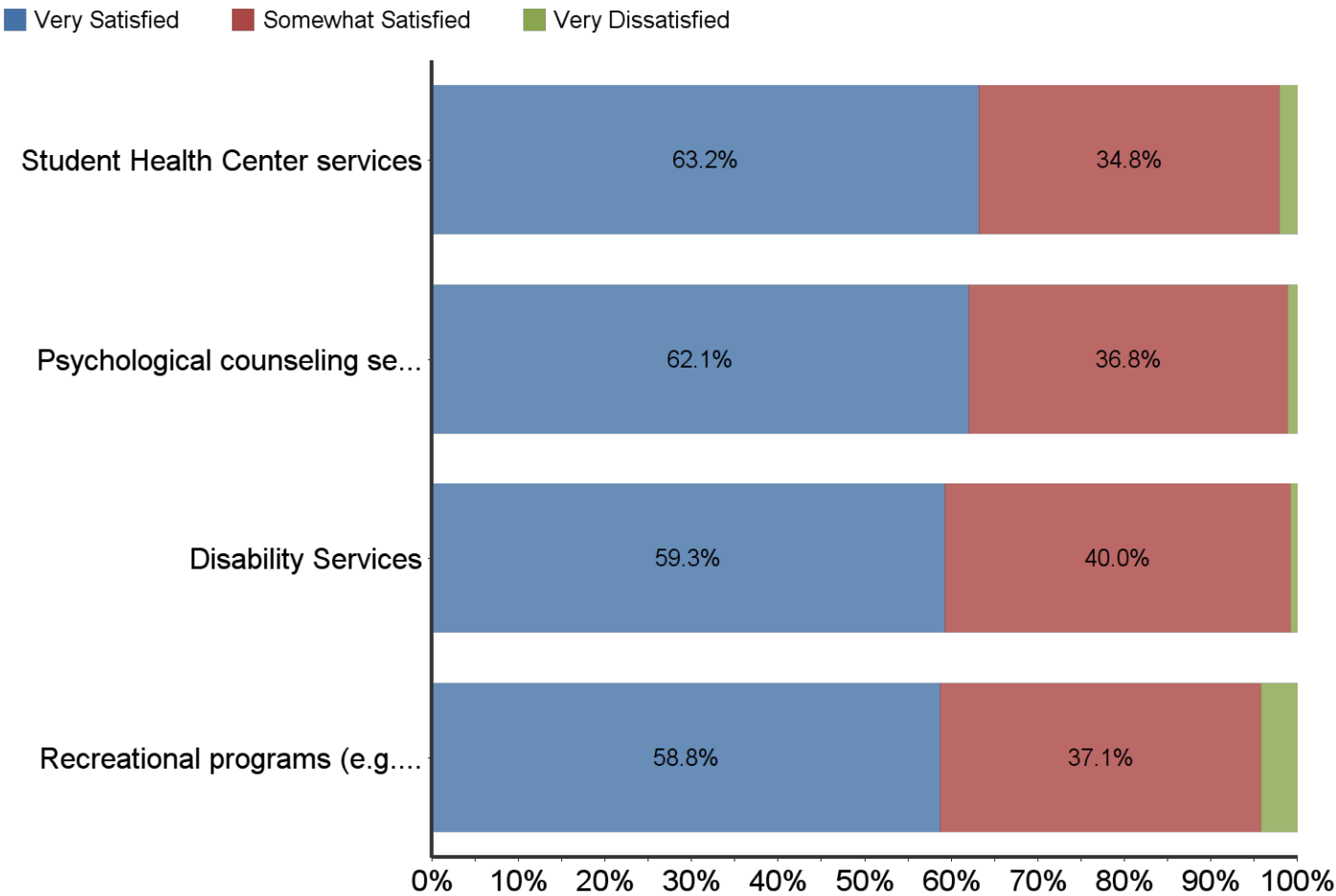
#	Question	Very Satisfied	Somewhat Satisfied	Very Dissatisfied	Total Responses
1	Frequency/quality of feedback from professors	203	191	6	400
2	Amount of contact with faculty	214	167	15	396
3	Class schedule (days/times)	223	165	21	409
4	Access to small classes	300	97	7	404
5	Availability of courses you need	229	155	19	403
6	Relevance of coursework to everyday life	183	204	15	402
7	Relevance of coursework to future career plans	217	173	13	403
8	Overall quality of instruction	226	175	6	407

How satisfied are you so far with the following academic services at UC Merced?
Note: To improve readability, some question text is truncated in the figure. Full question text can be found in the table below the figure.



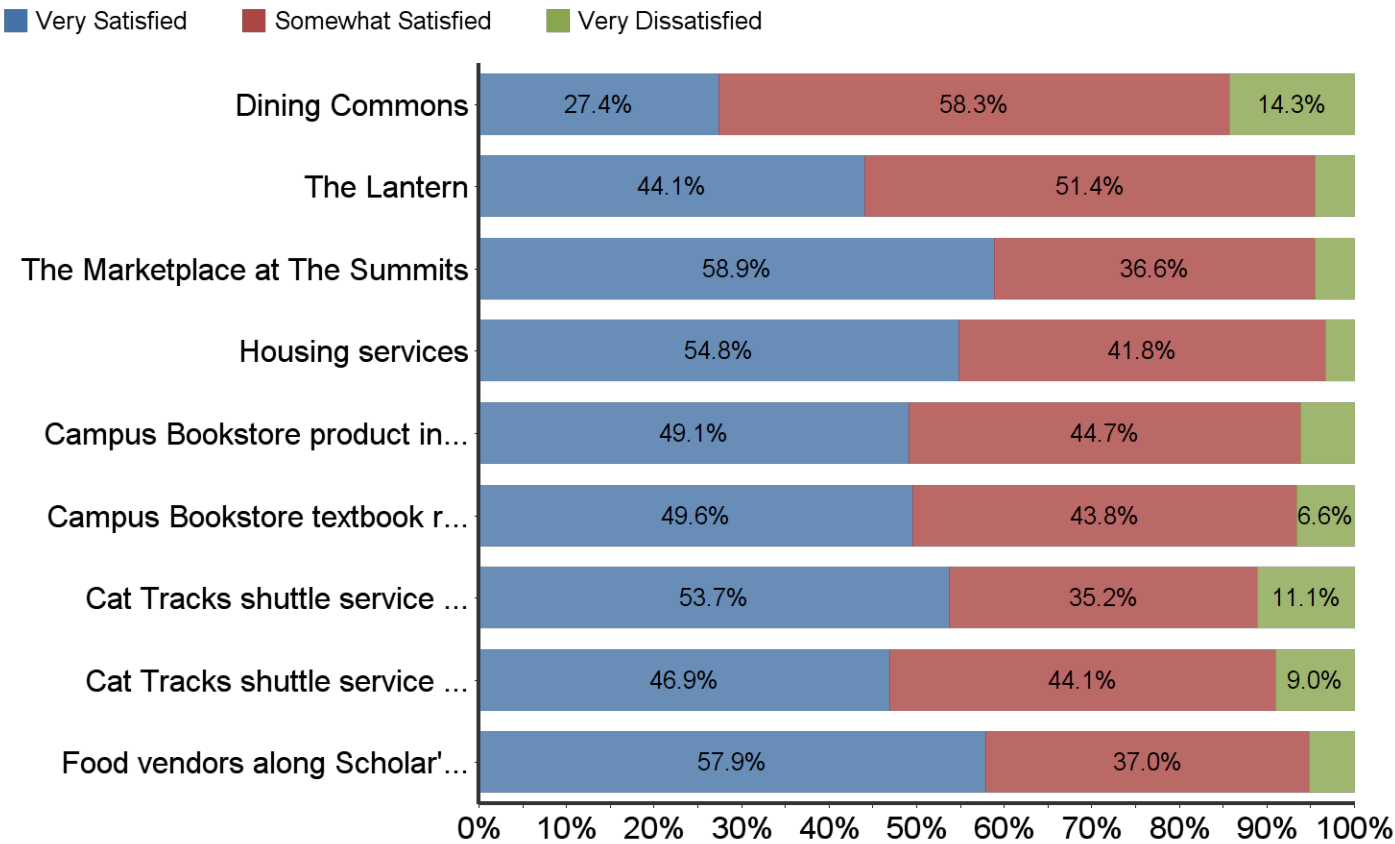
#	Question	Very Satisfied	Somewhat Satisfied	Very Dissatisfied	Total Responses
1	Academic Advising	181	140	15	336
2	Registration process	197	174	17	388
3	Financial Aid services	220	136	14	370
4	Library services	254	104	5	363
5	Tutoring or other academic assistance	152	132	5	289

How satisfied are you so far with the following wellness services at UC Merced?
Notes: To improve readability, some question text is truncated in the figure. Full question text can be found in the table below the figure.



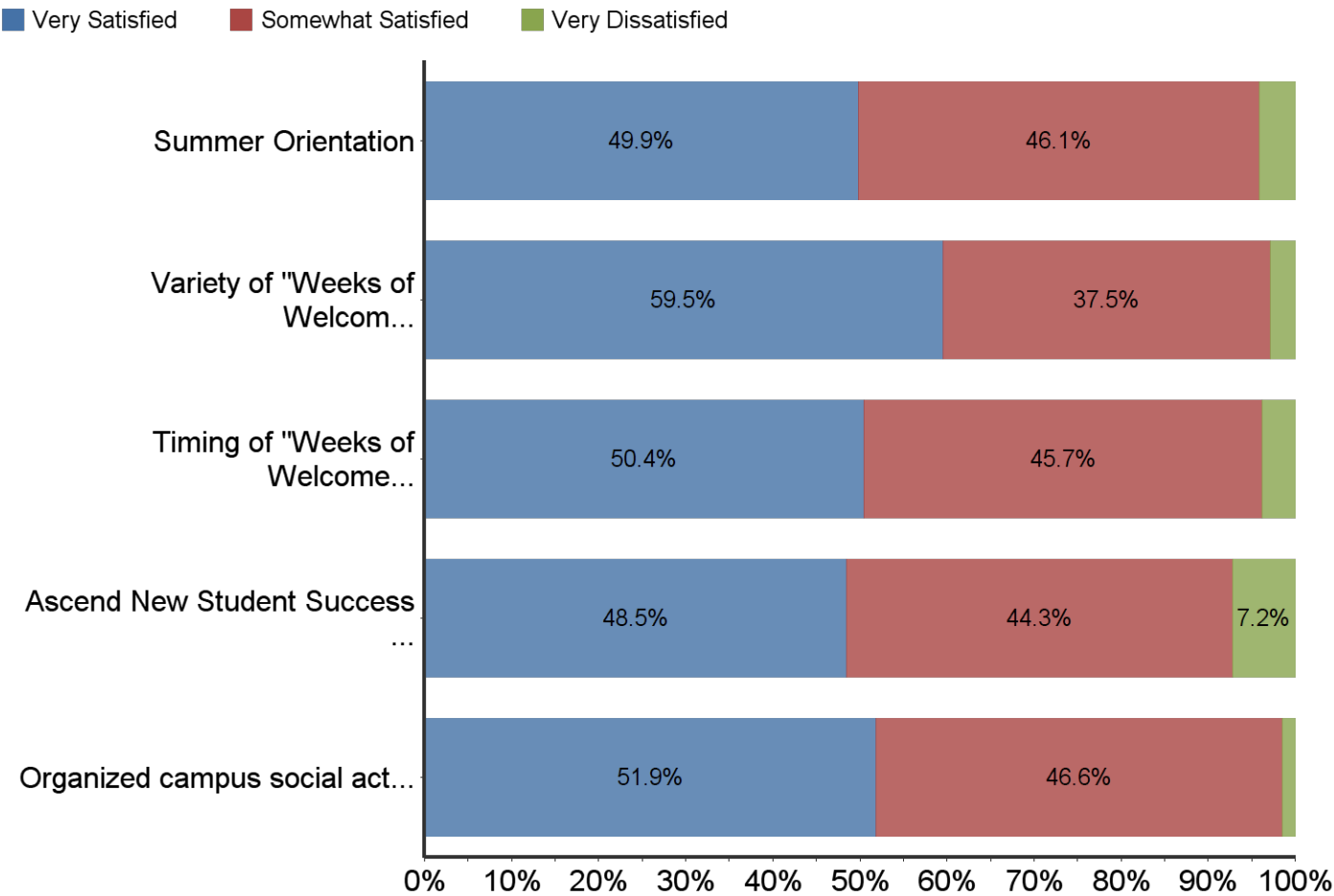
#	Question	Very Satisfied	Somewhat Satisfied	Very Dissatisfied	Total Responses
1	Student Health Center services	158	87	5	250
2	Psychological counseling services	108	64	2	174
3	Disability Services	83	56	1	140
4	Recreational programs (e.g.outdoor trips, intramural sports, recreation center)	157	99	11	267

How satisfied are you so far with the following services at UC Merced?
Note: To improve readability, some question text is truncated in the figure. Full question text can be found in the table below the figure.



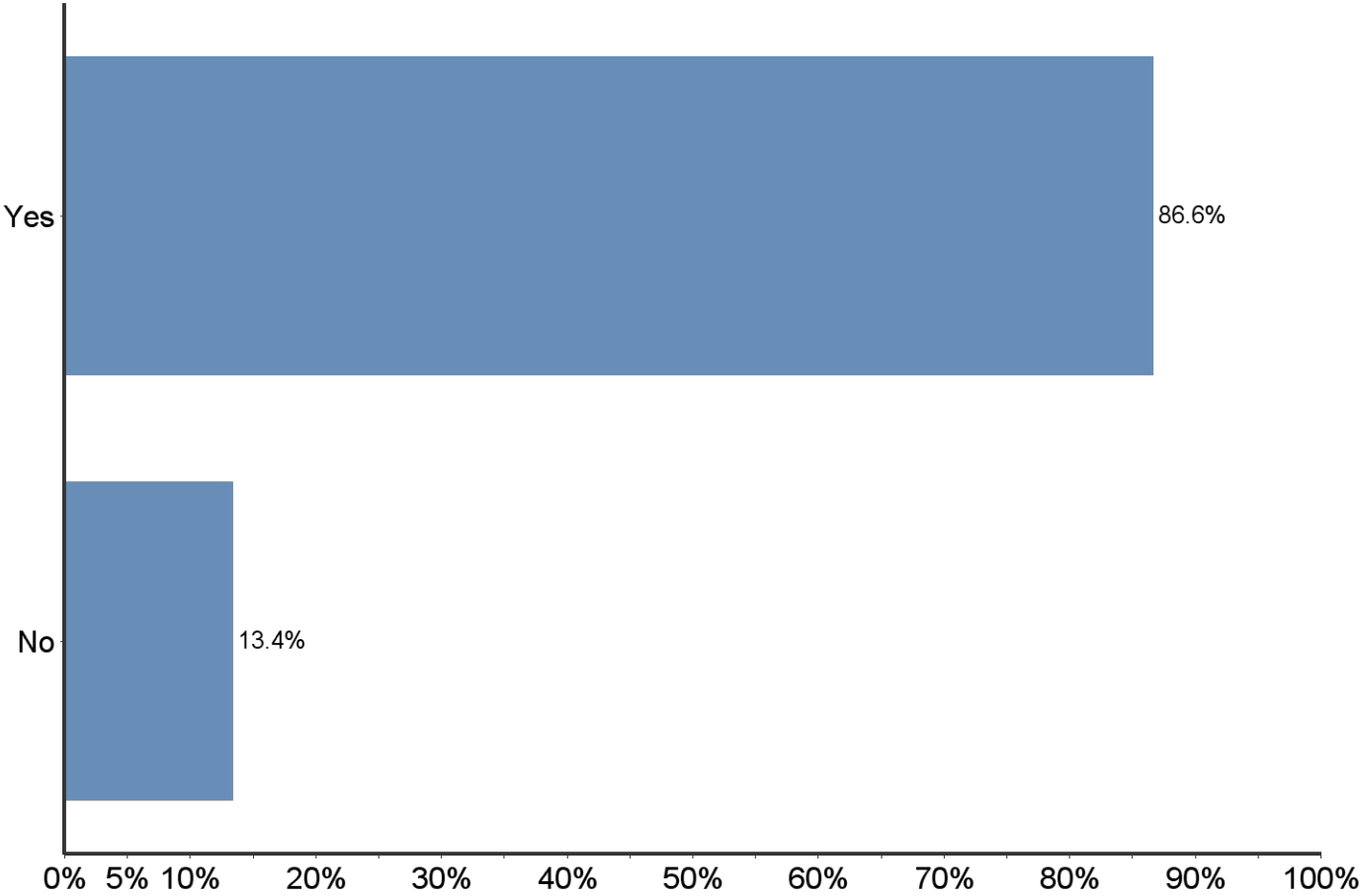
#	Question	Very Satisfied	Somewhat Satisfied	Very Dissatisfied	Total Responses
1	Dining Commons	96	204	50	350
2	The Lantern	138	161	14	313
3	The Marketplace at The Summits	198	123	15	336
4	Housing services	164	125	10	299
5	Campus Bookstore product inventory	168	153	21	342
6	Campus Bookstore textbook rental	128	113	17	258
7	Cat Tracks shuttle service during "Welcome Week"	145	95	30	270
8	Cat Tracks shuttle service during Fall Semester	146	137	28	311
9	Food vendors along Scholar's Lane	158	101	14	273

How satisfied are you so far with the following welcome and social activities at UC Merced?
Note: To improve readability, some question text is truncated in the figure. Full question text can be found in the table below the figure.

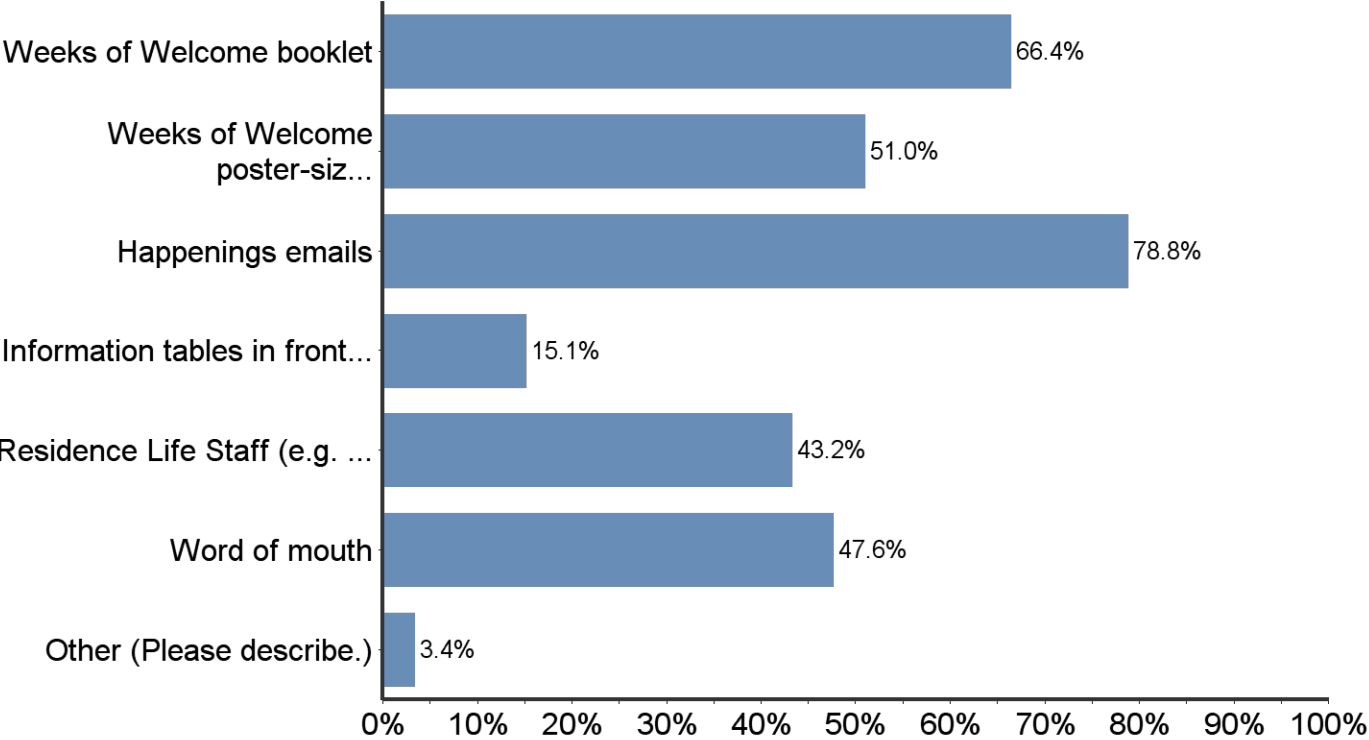


#	Question	Very Satisfied	Somewhat Satisfied	Very Dissatisfied	Total Responses
1	Summer Orientation	171	158	14	343
2	Variety of "Weeks of Welcome" events during the first weeks of the semester	203	128	10	341
3	Timing of "Weeks of Welcome" events during the first weeks of the semester	172	156	13	341
4	Ascend New Student Success Conference	175	160	26	361
5	Organized campus social activities	177	159	5	341

Were you aware of the Weeks of Welcome events occurring on campus during the first few weeks of the semester?

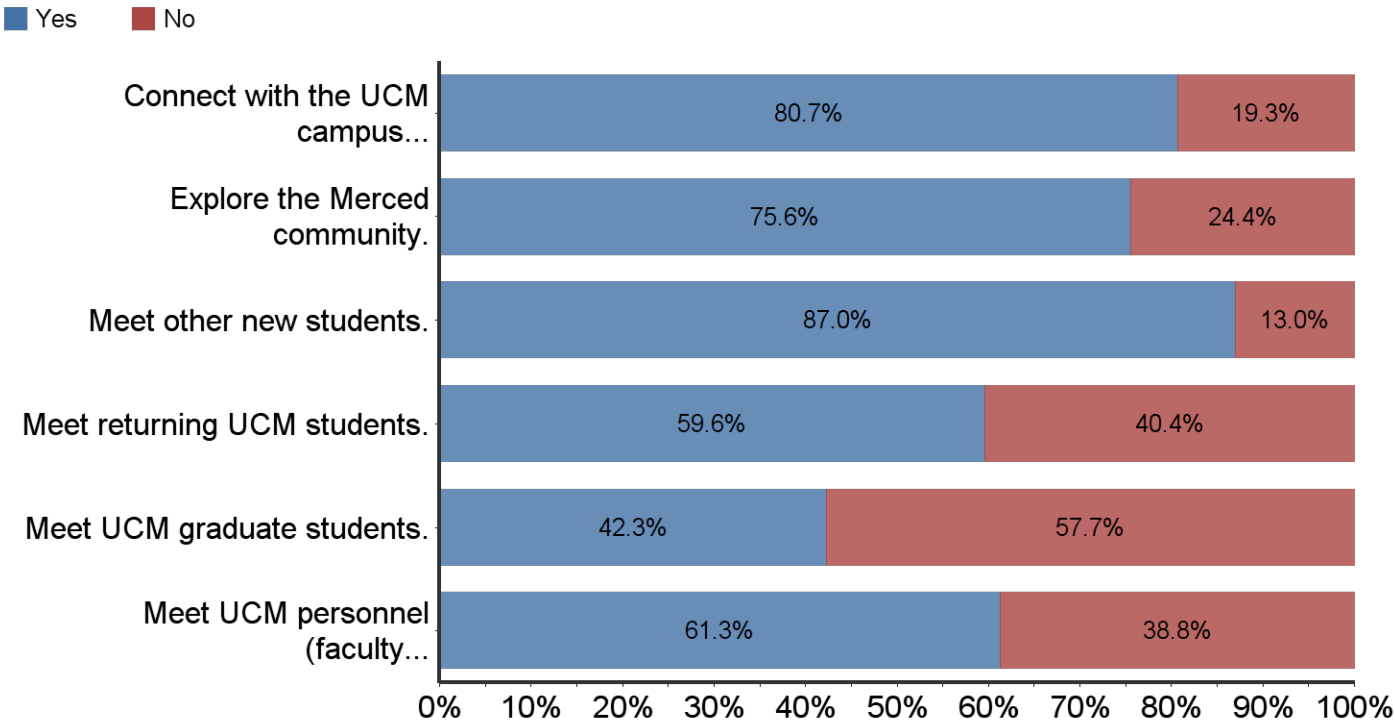
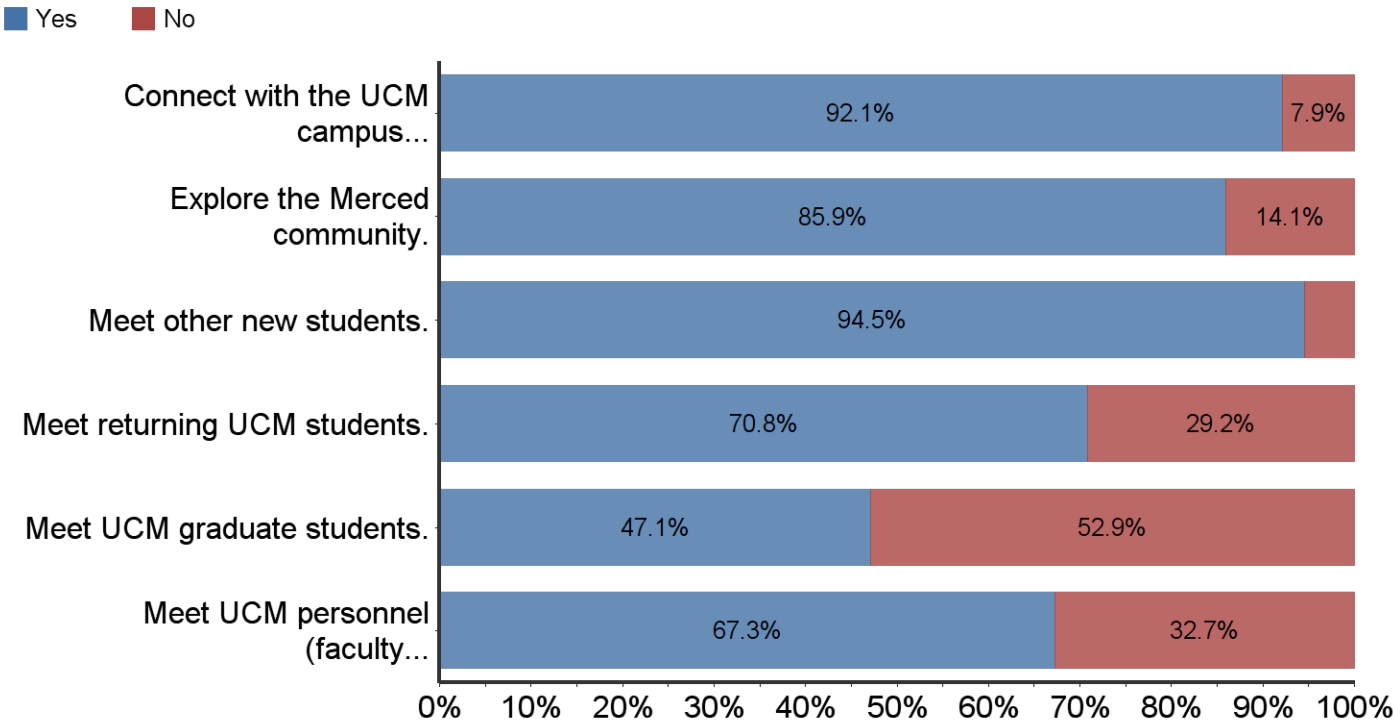


Answer	Frequency
Yes	309
No	48
Total	357



Answer	Frequency
Weeks of Welcome booklet	194
Weeks of Welcome poster-size calendars	149
Happenings emails	230
Information tables in front of OSL	44
Residence Life Staff (e.g. RA, PA, office staff)	126
Word of mouth	139
Other (Please describe.)	10
Total	892

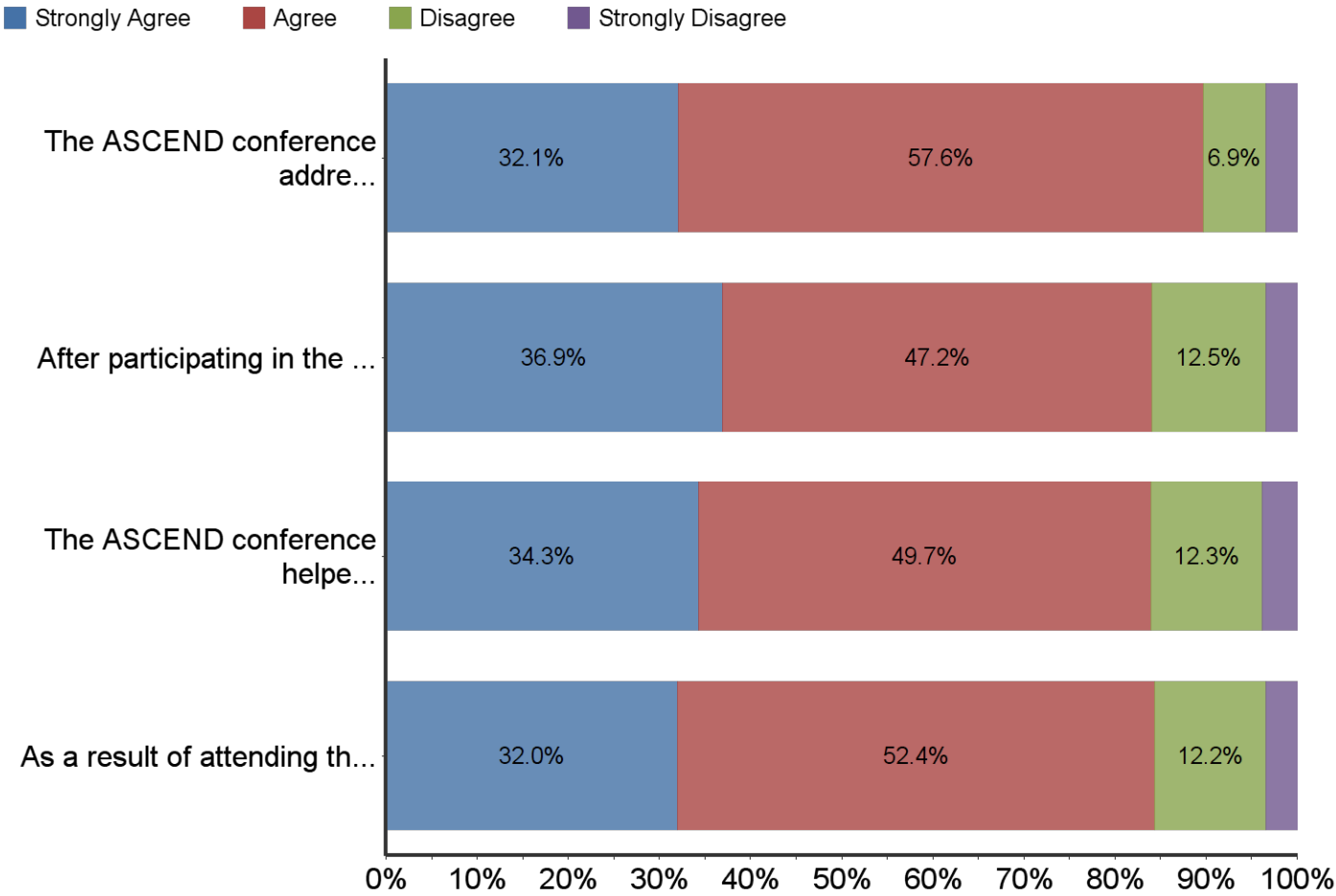
Please answer the following questions about the Weeks of Welcome (WoW) events:
Notes: To improve readability, some question text is truncated in the figures. Full question text can be found in the table below the figures.
Top Figure: WoW events provided opportunities to...
Bottom Figure: I chose to attend certain WoW event(s) so that I could...



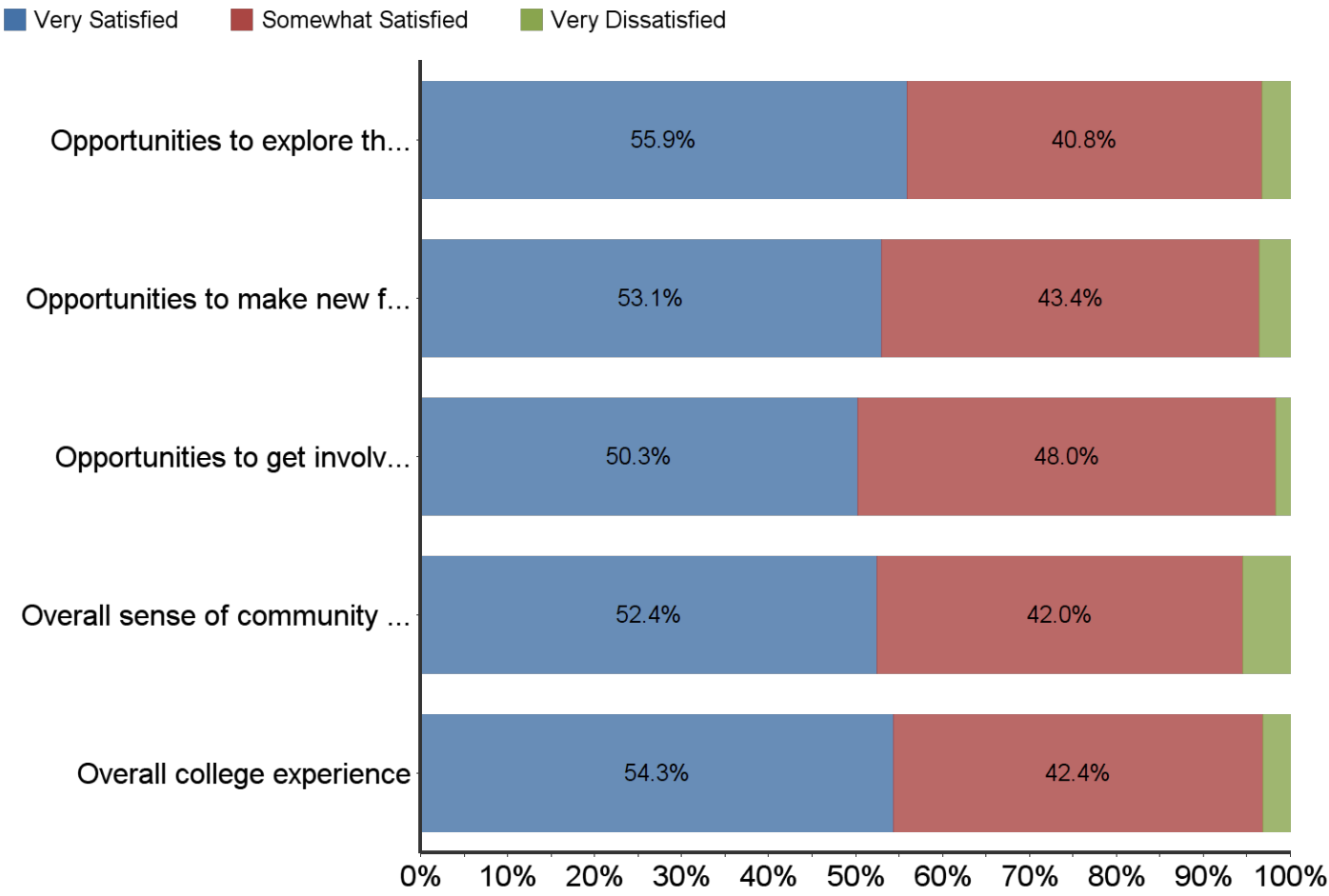
Please answer the following questions about the Weeks of Welcome (WoW) events:

WoW events provided opportunities to...				
#	Question	Yes	No	Total Responses
1	Connect with the UCM campus community.	256	22	278
2	Explore the Merced community.	238	39	277
3	Meet other new students.	260	15	275
4	Meet returning UCM students.	196	81	277
5	Meet UCM graduate students.	128	144	272
6	Meet UCM personnel (faculty, staff).	183	89	272
I chose to attend certain WoW event(s) so that I could...				
#	Question	Yes	No	Total Responses
1	Connect with the UCM campus community.	196	47	243
2	Explore the Merced community.	183	59	242
3	Meet other new students.	215	32	247
4	Meet returning UCM students.	143	97	240
5	Meet UCM graduate students.	102	139	241
6	Meet UCM personnel (faculty, staff).	147	93	240

Please indicate your level of agreement with the following statements about the ASCEND New Student Success Conference.
Note: To improve readability, some question text is truncated in the figure. Full question text can be found in the table below the figure.



#	Question	Strongly Agree	Agree	Disagree	Strongly Disagree	Total Responses
1	The ASCEND conference addressed questions I had about college.	103	185	22	11	321
2	After participating in the ASCEND conference, I felt more prepared to begin classes at UCM.	118	151	40	11	320
3	The ASCEND conference helped increase my confidence about connecting with UCM personnel (e.g. staff, faculty, TAs)	109	158	39	12	318
4	As a result of attending the ASCEND conference, I know how to access the campus resources (e.g. tutoring, financial aid, job search) available to support my success at UCM.	102	167	39	11	319



#	Question	Very Satisfied	Somewhat Satisfied	Very Dissatisfied	Total Responses
1	Opportunities to explore the community on your own	170	124	10	304
2	Opportunities to make new friends	164	134	11	309
3	Opportunities to get involved on campus outside the classroom	152	145	5	302
4	Overall sense of community among students	161	129	17	307
5	Overall college experience	169	132	10	311

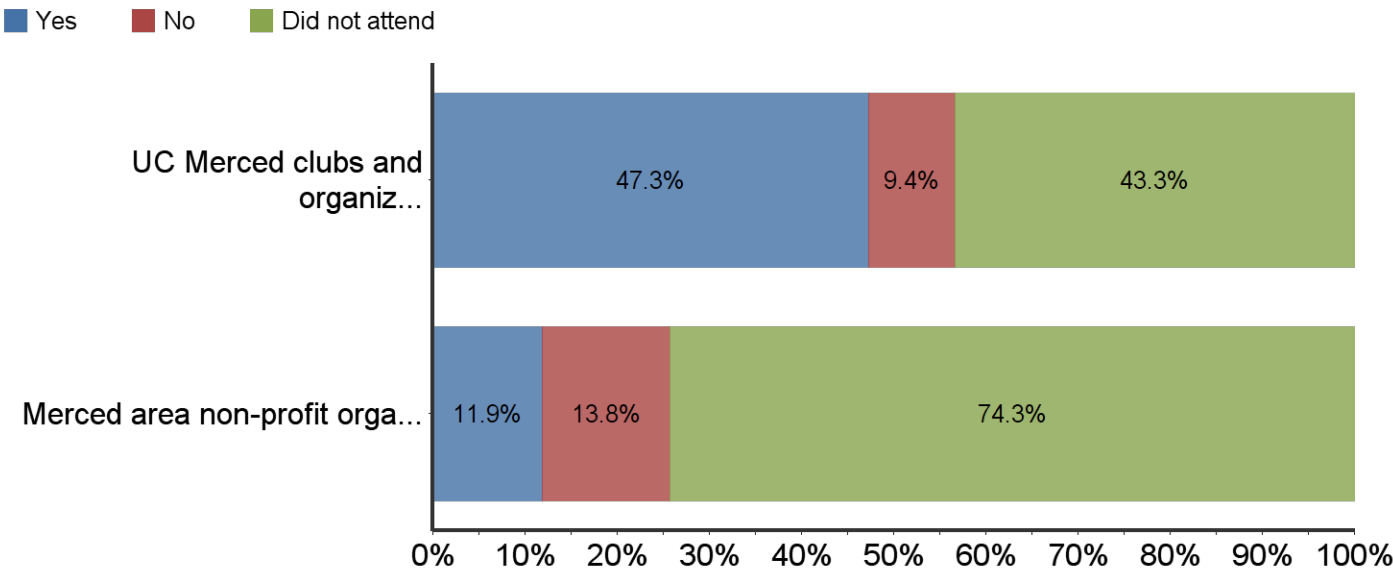
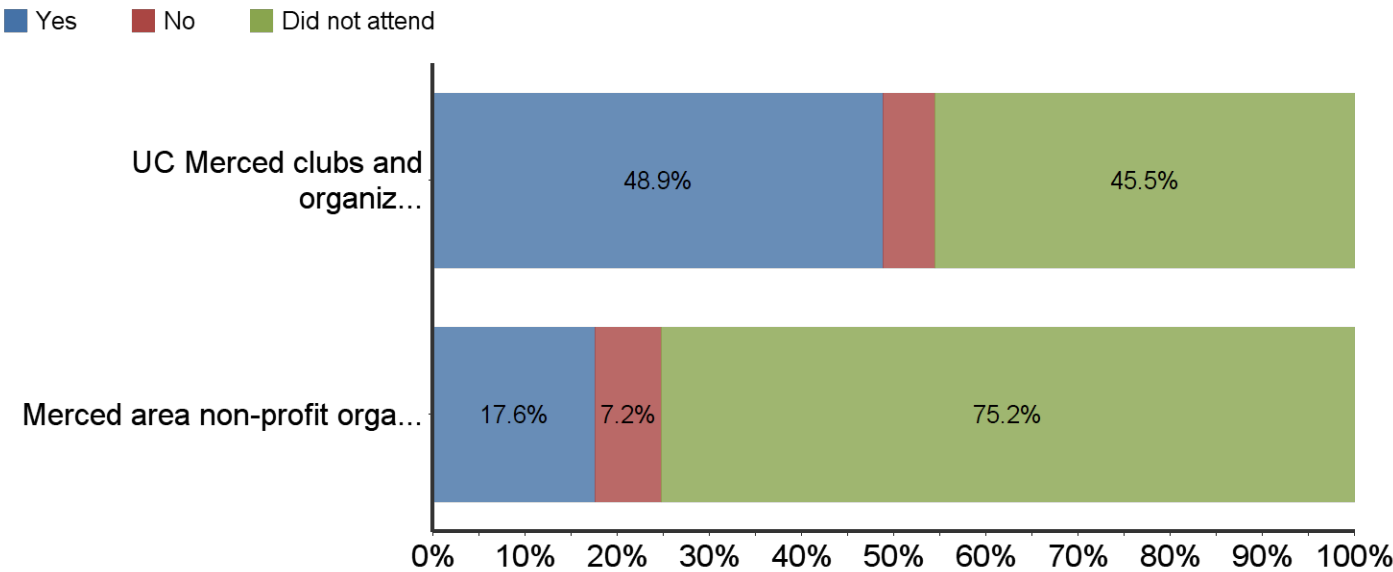
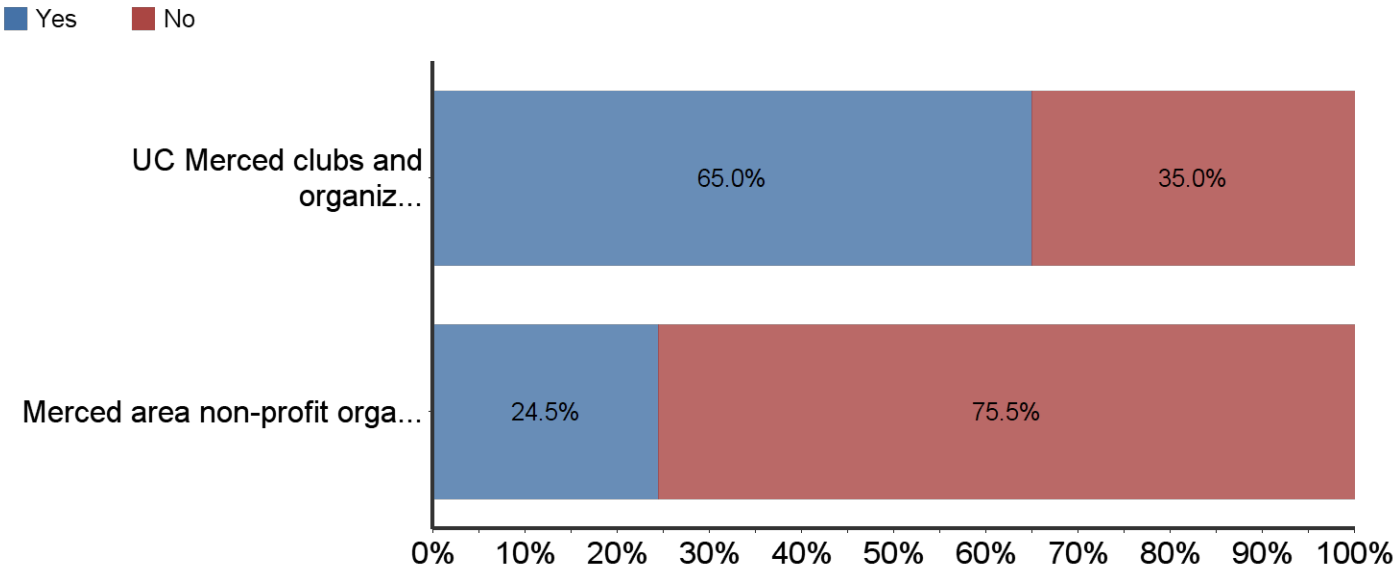
15 During the second full week of fall classes, UC Merced clubs and organizations and Merced area non-profits held 2 days of involvement fairs to introduce themselves to UC Merced students. Did you attend one or both of the fair days?

Notes: To improve readability, some question text is truncated in the figure. Full question text can be found in the table below the figure.

Top Figure: Did you attend?

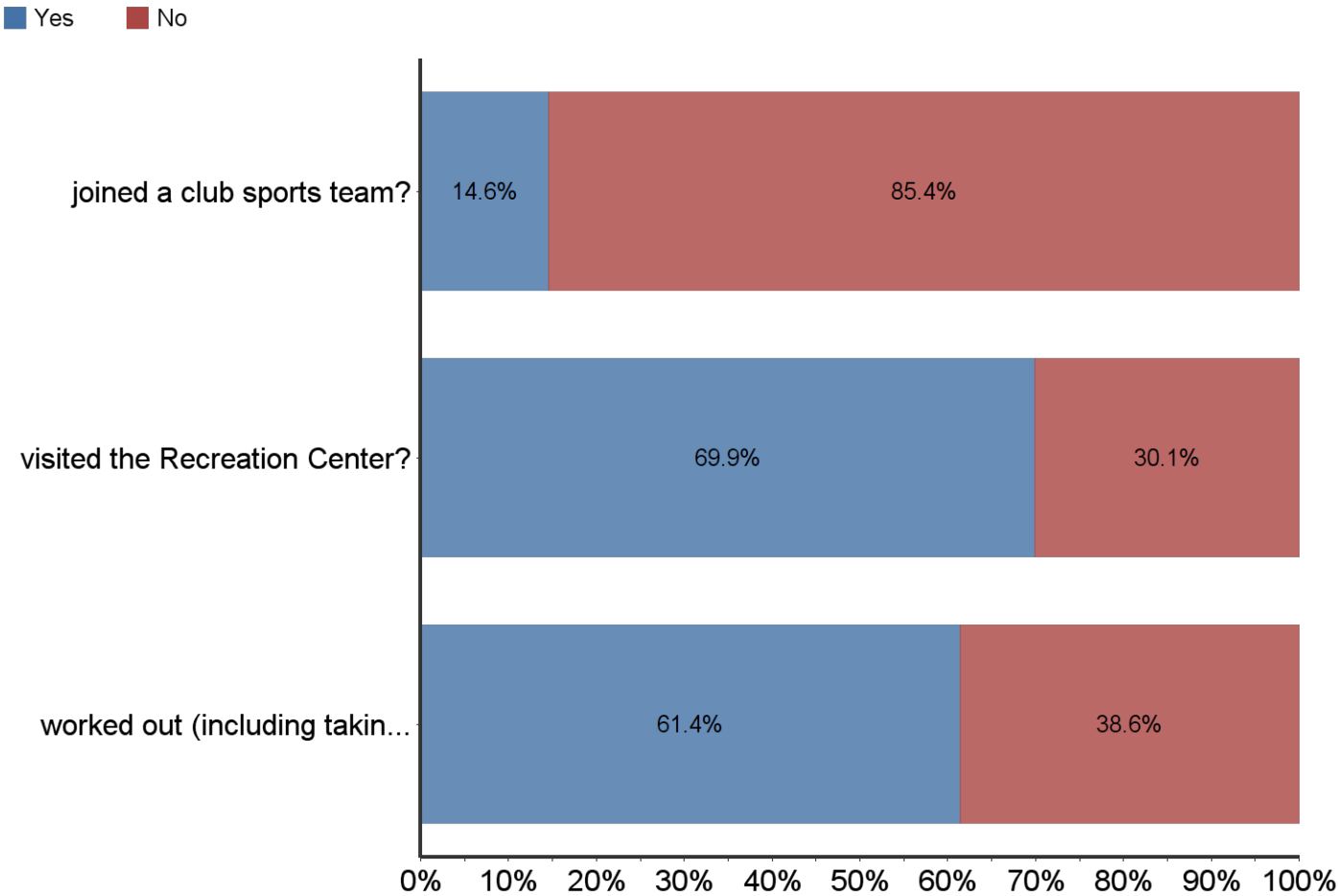
Middle Figure: Did you collect information from a booth?

Bottom Figure: Did you sign up to join a club or volunteer with an organization?



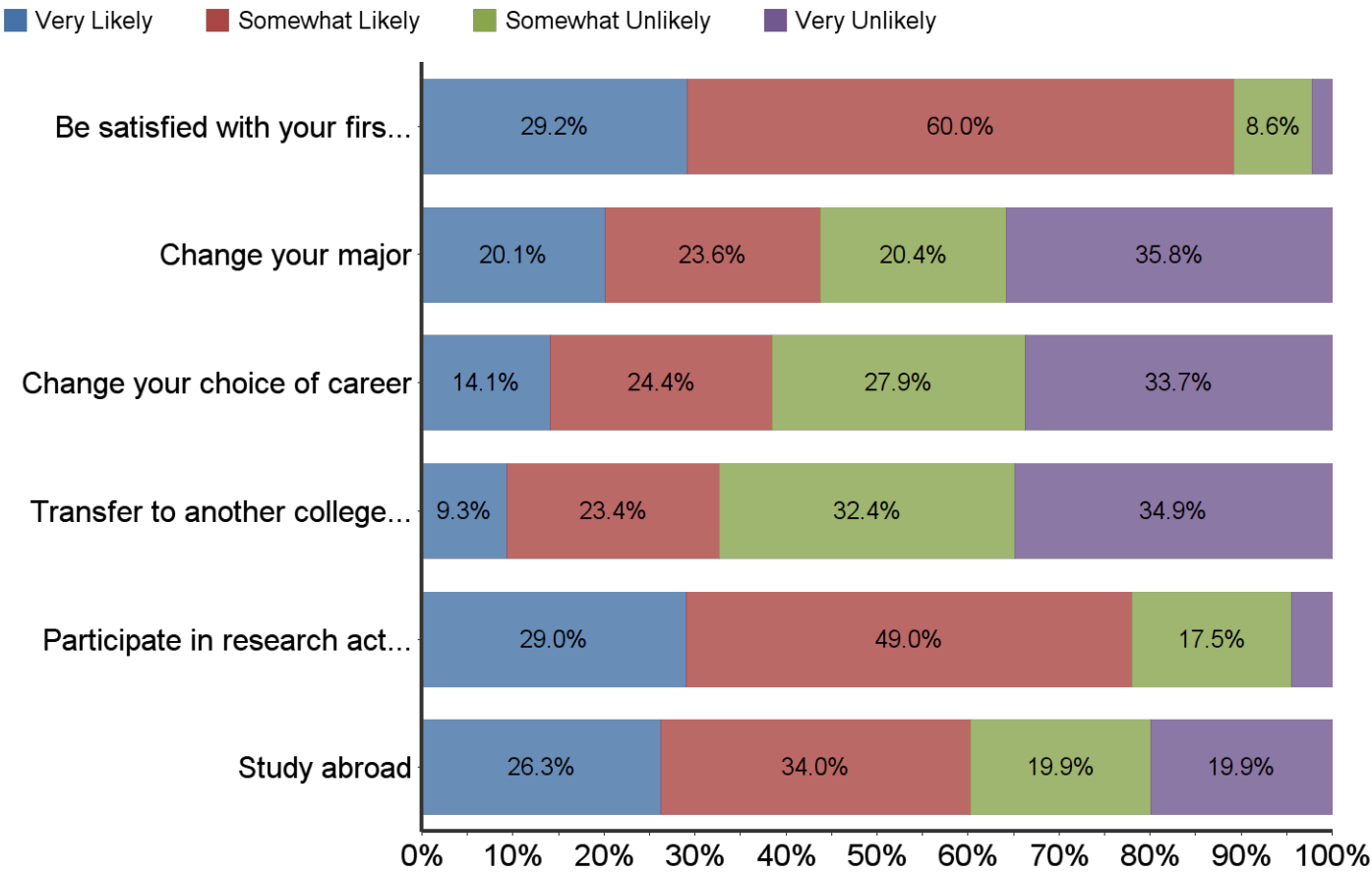
During the second full week of fall classes, UC Merced clubs and organizations and Merced area non-profits held 2 days of involvement fairs to introduce themselves to UC Merced students. Did you attend one or both of the fair days?

Did you attend?					
#	Question	Yes	No	Total Responses	
1	UC Merced clubs and organizations	178	96	274	
2	Merced area non-profit organizations and businesses	62	191	253	
Did you collect information from a booth?					
#	Question	Yes	No	Did not attend	Total Responses
1	UC Merced clubs and organizations	156	18	145	319
2	Merced area non-profit organizations and businesses	56	23	240	319
Did you sign up to join a club or volunteer with an organization?					
#	Question	Yes	No	Did not attend	Total Responses
1	UC Merced clubs and organizations	151	30	138	319
2	Merced area non-profit organizations and businesses	38	44	237	319

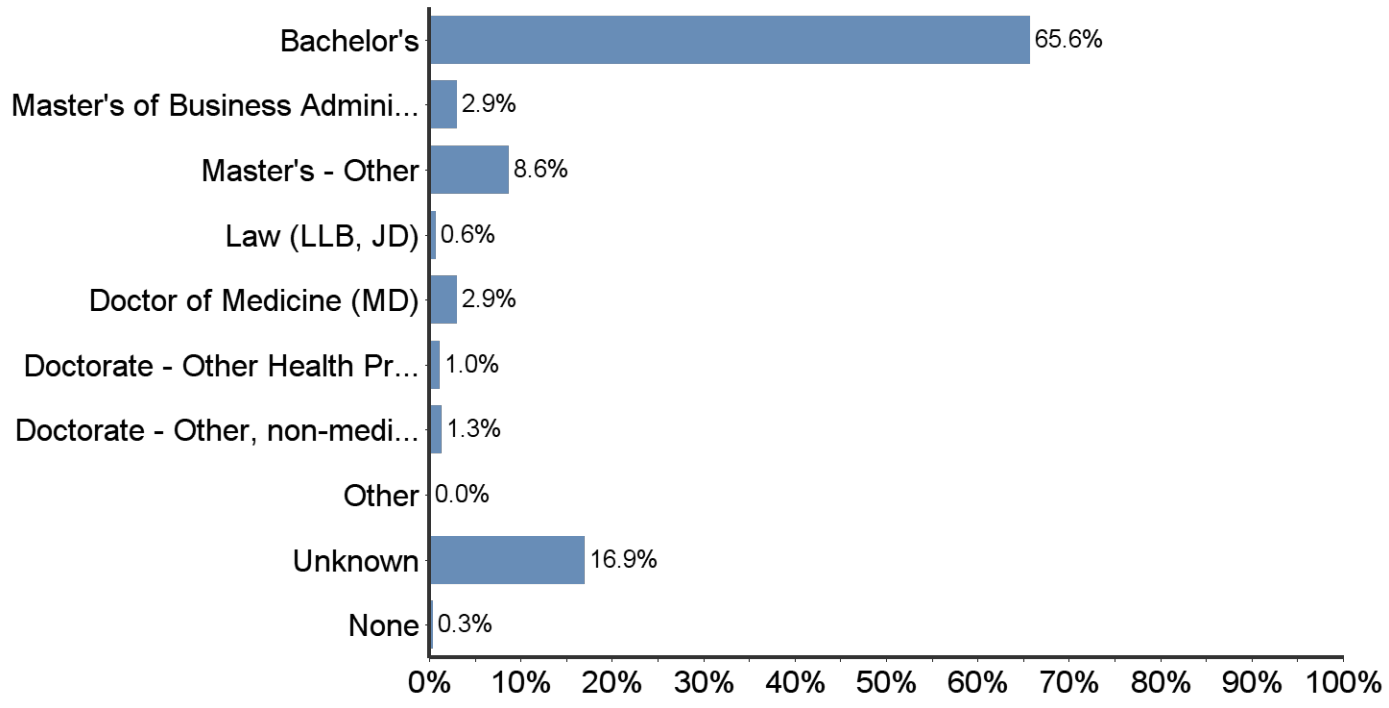


#	Question	Yes	No	Total Responses
1	joined a club sports team?	46	268	314
2	visited the Recreation Center?	221	95	316
3	worked out (including taking an exercise class) in the Recreation Center?	194	122	316

While at UC Merced, how likely are you to:
Note: To improve readability, some question text is truncated in the figure. Full question text can be found in the table below the figure.

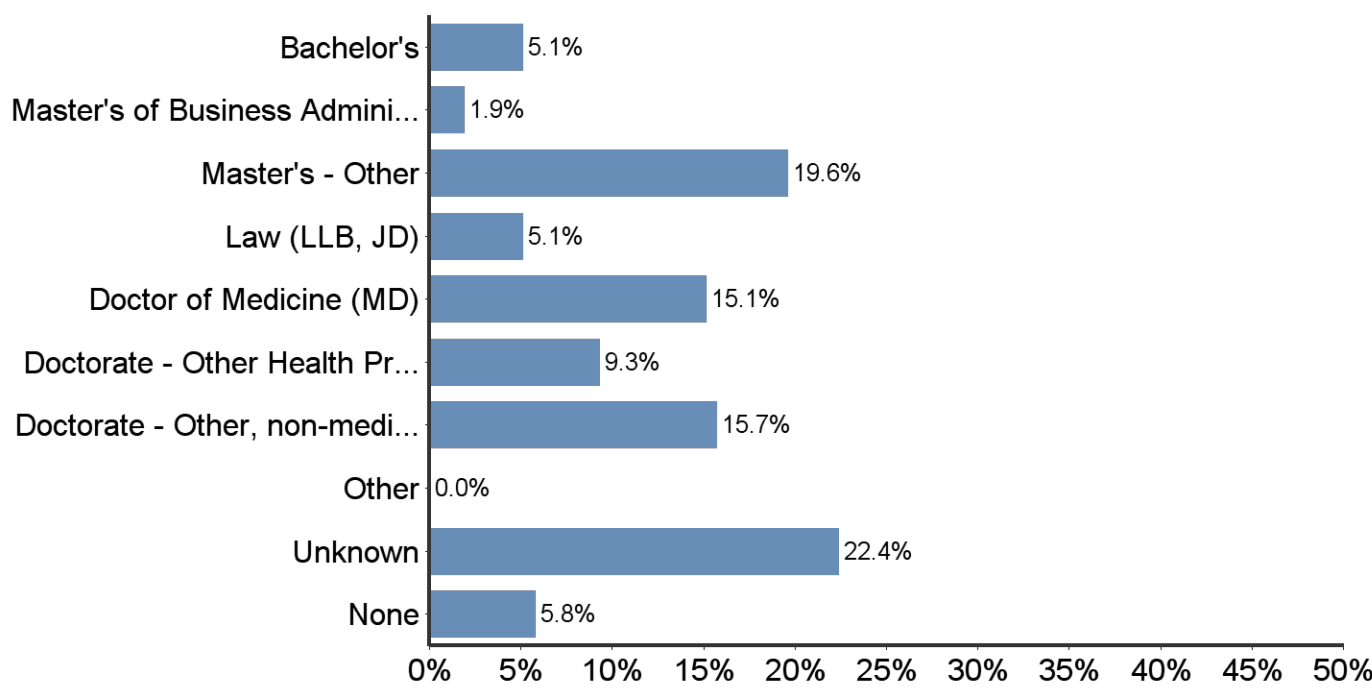


#	Question	Very Likely	Somewhat Likely	Somewhat Unlikely	Very Unlikely	Total Responses
1	Be satisfied with your first semester GPA	92	189	27	7	315
2	Change your major	63	74	64	112	313
3	Change your choice of career	44	76	87	105	312
4	Transfer to another college before graduating	29	73	101	109	312
5	Participate in research activities with a faculty member	91	154	55	14	314
6	Study abroad	82	106	62	62	312

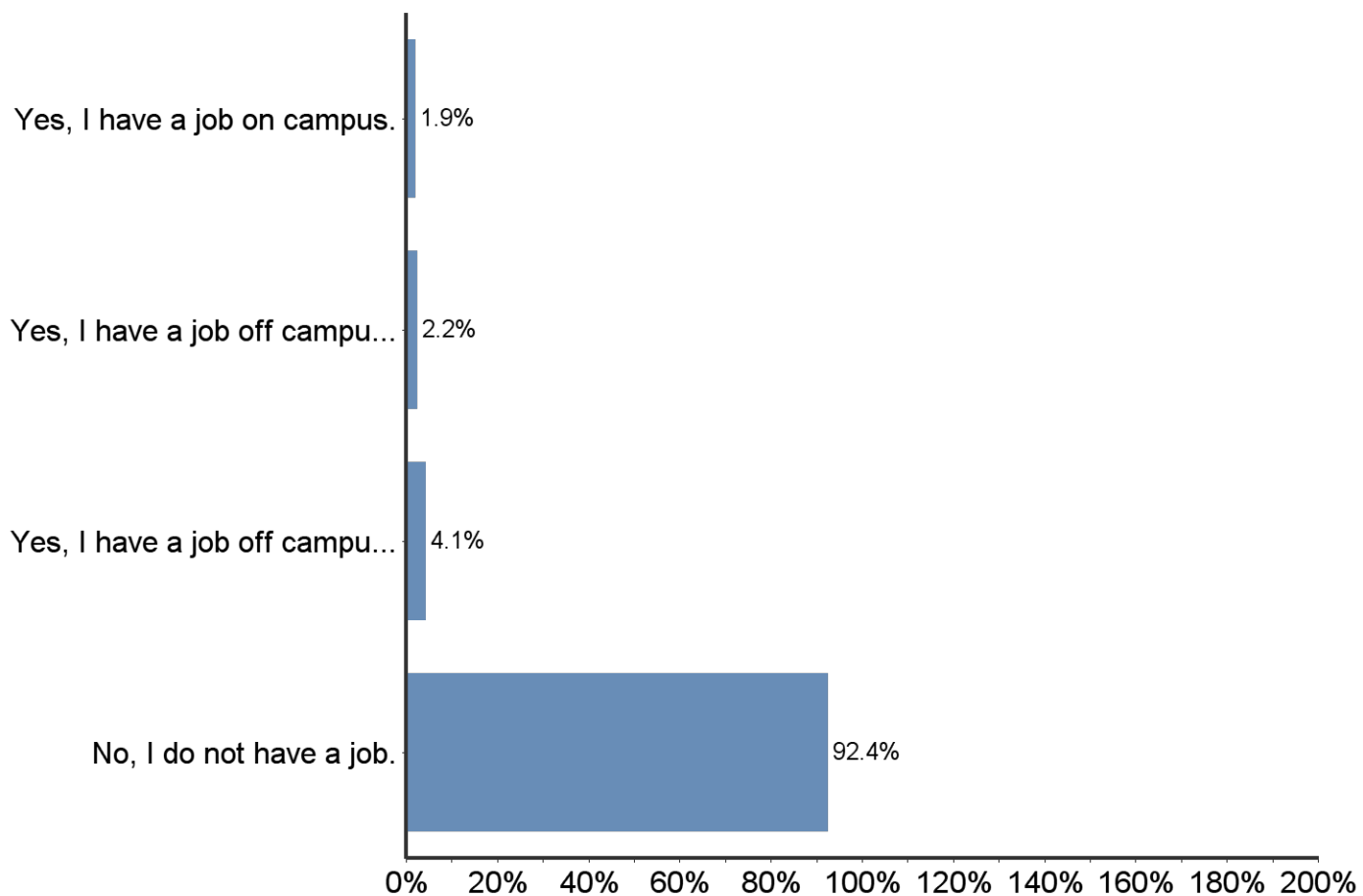


Answer	Frequency
Bachelor's	206
Master's of Business Administration (MBA)	9
Master's - Other	27
Law (LLB, JD)	2
Doctor of Medicine (MD)	9
Doctorate - Other Health Professional (DDS, DMD, OD, PharmD, DVM)	3
Doctorate - Other, non-medical (PhD, EdD)	4
Other	0
Unknown	53
None	1
Total	314

What is the highest degree you intend to obtain at another institution?
Note: To improve readability, some question text is truncated in the figure. Full question text can be found in the table below the figure.



Answer	Frequency
Bachelor's	16
Master's of Business Administration (MBA)	6
Master's - Other	61
Law (LLB, JD)	16
Doctor of Medicine (MD)	47
Doctorate - Other Health Professional (DDS, DMD, OD, PharmD, DVM)	29
Doctorate - Other, non-medical (PhD, EdD)	49
Other	0
Unknown	70
None	18
Total	312



Answer	Frequency
Yes, I have a job on campus.	6
Yes, I have a job off campus in Merced.	7
Yes, I have a job off campus in/near my hometown.	13
No, I do not have a job.	291
Total	317

Students were asked to elaborate on the response they selected on the previous page. They provided specific numeric responses, which are summarized below. Note that only a student who selected a given item (e.g., said s/he worked on campus) could provide a numeric response relevant to that item (e.g., number of hours per week spent working on campus).

Hours per week spent working for pay on campus

Response	Frequency
5 hours	1
16 hours	1
17 hours	1
18 hours	2

Hours per week spent working for pay off campus

Response	Frequency
6 hours	1
16 hours	1
20 hours	1
25 hours	2
26 hours	1

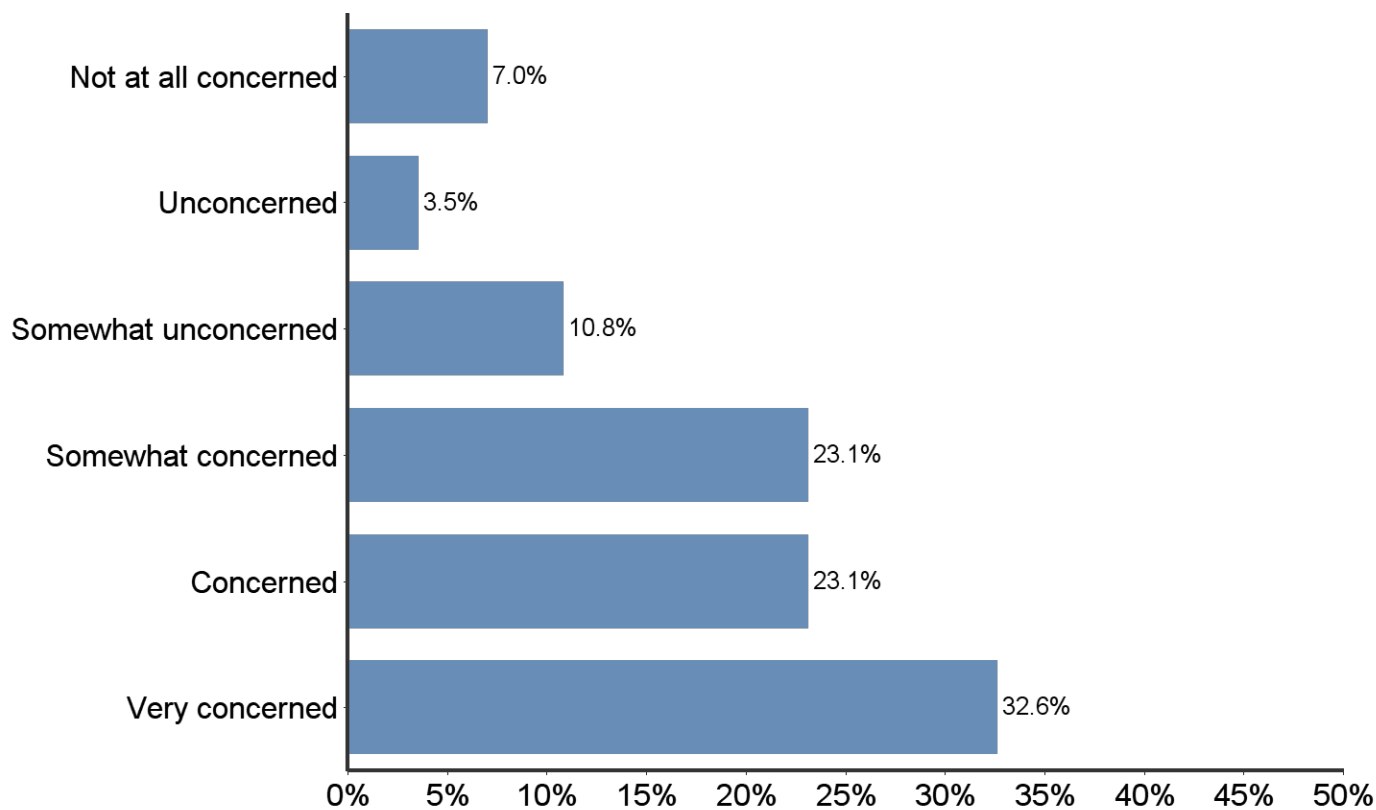
Weekends per month spent working for pay off campus in/near hometown

Response	Frequency
1 weekend	6
2 weekends	1
4 weekends	5

Hours per weekend spent working for pay off campus in/near hometown

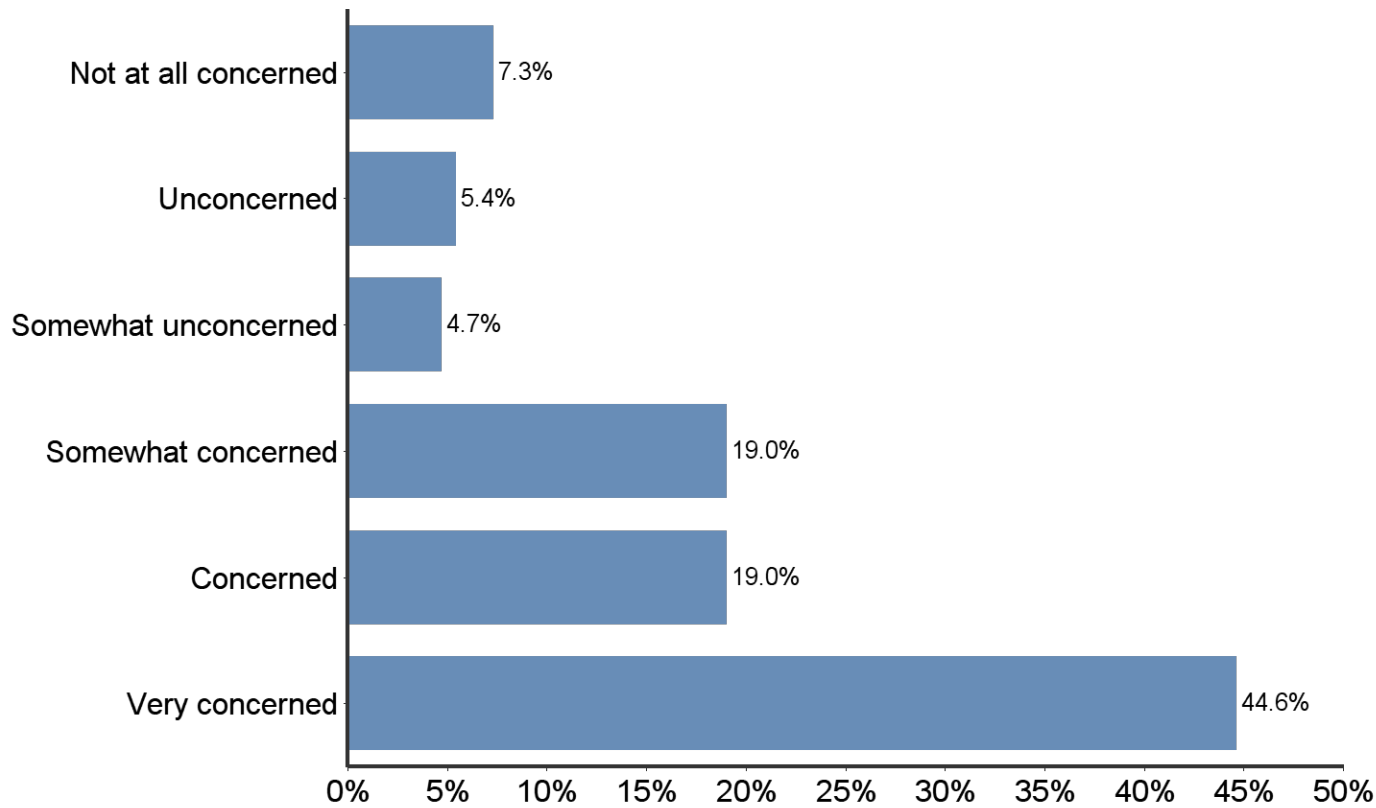
Response	Frequency
0 hours	1
2 hours	2
4 hours	1
5 hours	1
6 hours	1
10 hours	1
12 hours	1
16 hours	4

How concerned are you about paying for your undergraduate education?

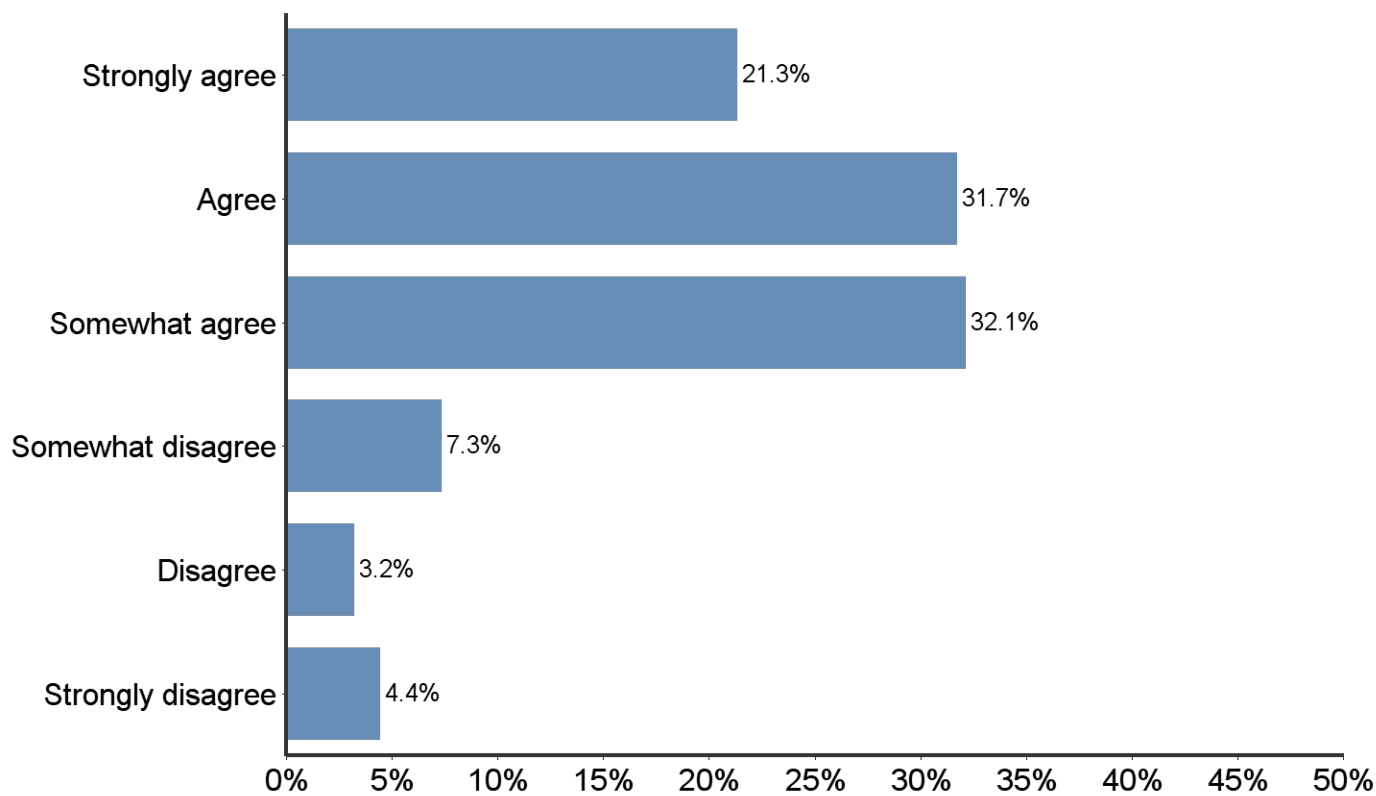


Answer	Frequency
Not at all concerned	22
Unconcerned	11
Somewhat unconcerned	34
Somewhat concerned	73
Concerned	73
Very concerned	103
Total	316

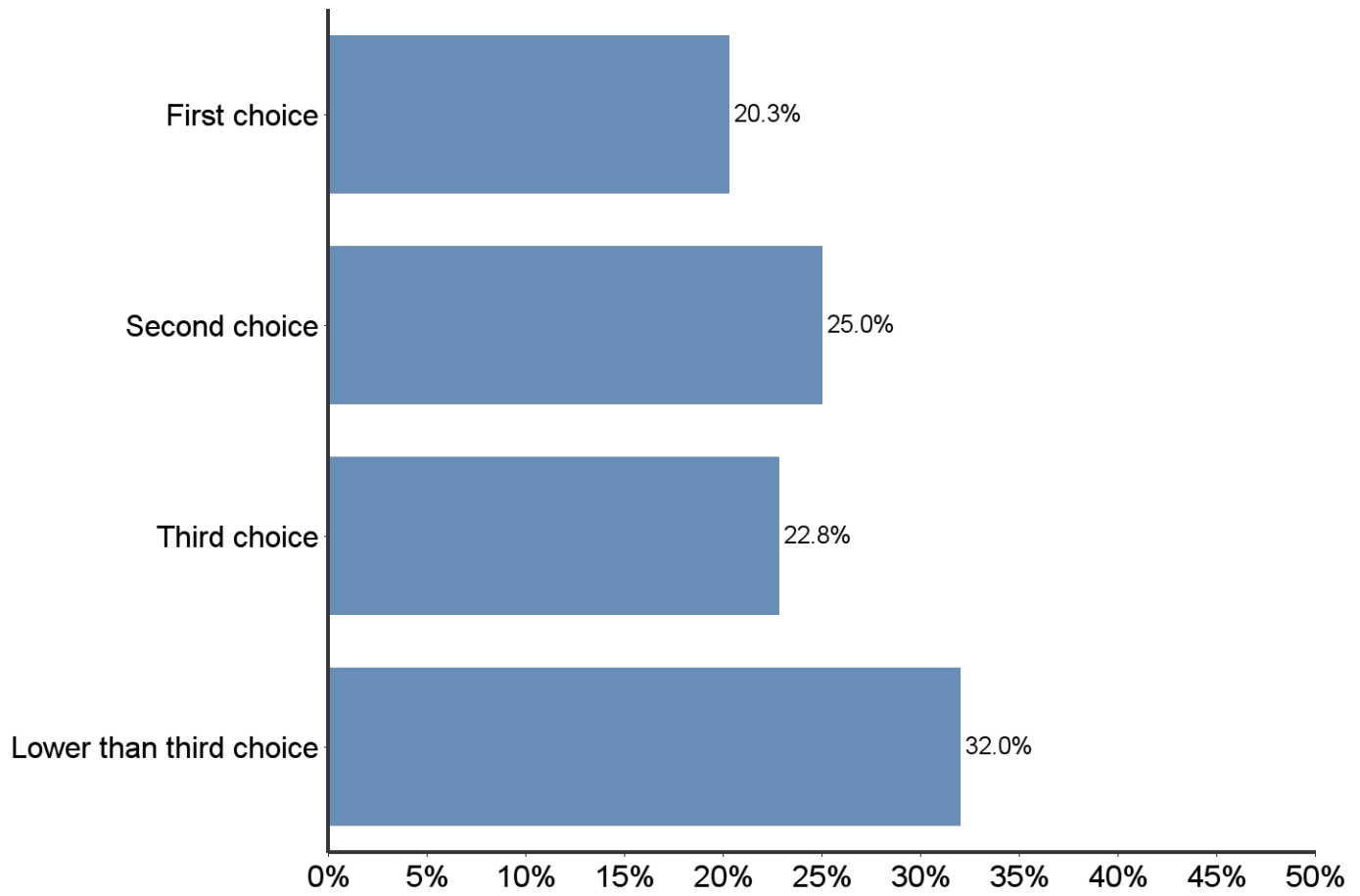
How concerned are you about the educational debt, if any, that you will accumulate while in college?



Answer	Frequency
Not at all concerned	23
Unconcerned	17
Somewhat unconcerned	15
Somewhat concerned	60
Concerned	60
Very concerned	141
Total	316

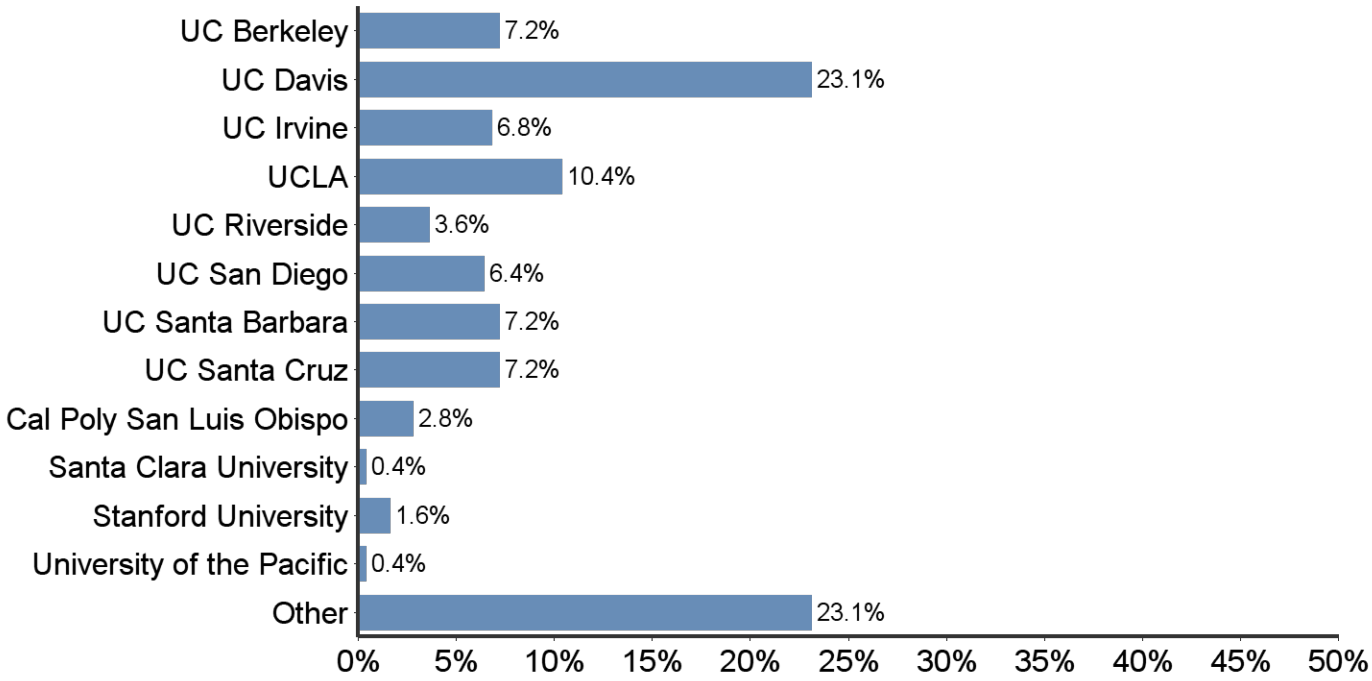


Answer	Frequency
Strongly agree	67
Agree	100
Somewhat agree	101
Somewhat disagree	23
Disagree	10
Strongly disagree	14
Total	315



Answer	Frequency
First choice	64
Second choice	79
Third choice	72
Lower than third choice	101
Total	316

Which college/university was your first choice?
Note: Open-ended Other responses are summarized on the next page.

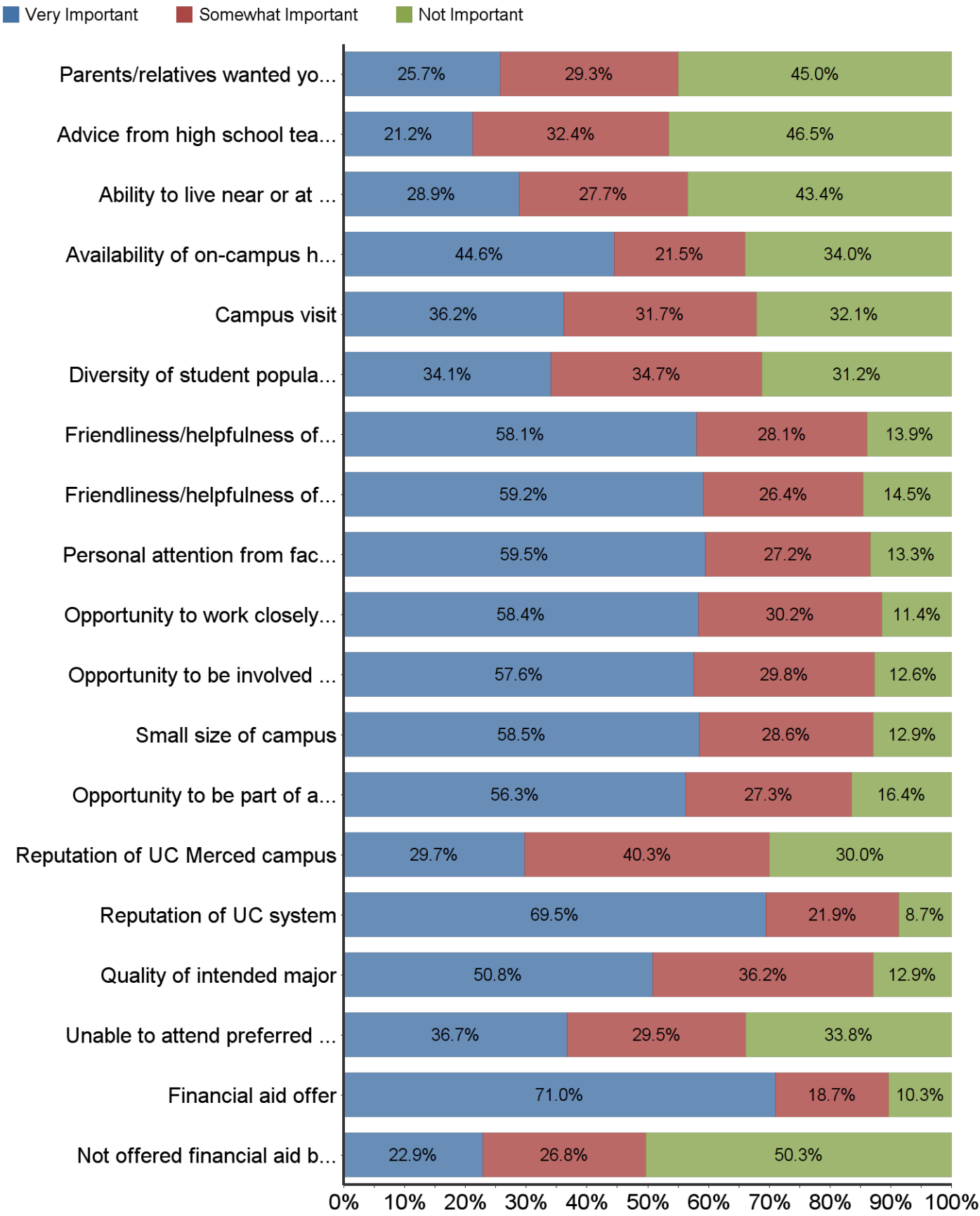


Answer	Frequency
UC Berkeley	18
UC Davis	58
UC Irvine	17
UCLA	26
UC Riverside	9
UC San Diego	16
UC Santa Barbara	18
UC Santa Cruz	18
Cal Poly San Luis Obispo	7
Santa Clara University	1
Stanford University	4
University of the Pacific	1
Other	58
Total	251

First Choice College

Arizona State University	Mount saint mary's
Baylor	Mount St. Mary's College, Chalon Campus
Boston University	Notre Dame University
Brown university	Occidental College
Cal State Cal Poly Pomona (4)	Oregon State University (2)
Cal State San Francisco	Pepperdine University (2)
Cal State University of Long Beach	Pitzer College
California State of Bakersfield	Sacramento State (2)
Chaminade University	Saint Joesph's University
Cornell	Saint Mary's College (2)
CSU Chico	San Diego State University (2)
CSU Monterey	San Jose State University
CSU Northridge	Sarah Lawrence
CSU Sacramento	Simmons College
CSU San Jose	Sonoma State University
Drexel University	University of New Haven
Emory University	University of San Diego
Humboldt State University (4)	University of San Francisco
Loyola University of Chicago	University of Southern California (USC) (2)
MIT (2)	UNLV
Montana State	

How important to you were each of the following reasons for attending UC Merced?
Note: To improve readability, some question text is truncated in the figure. Full question text can be found in the table below the figure.



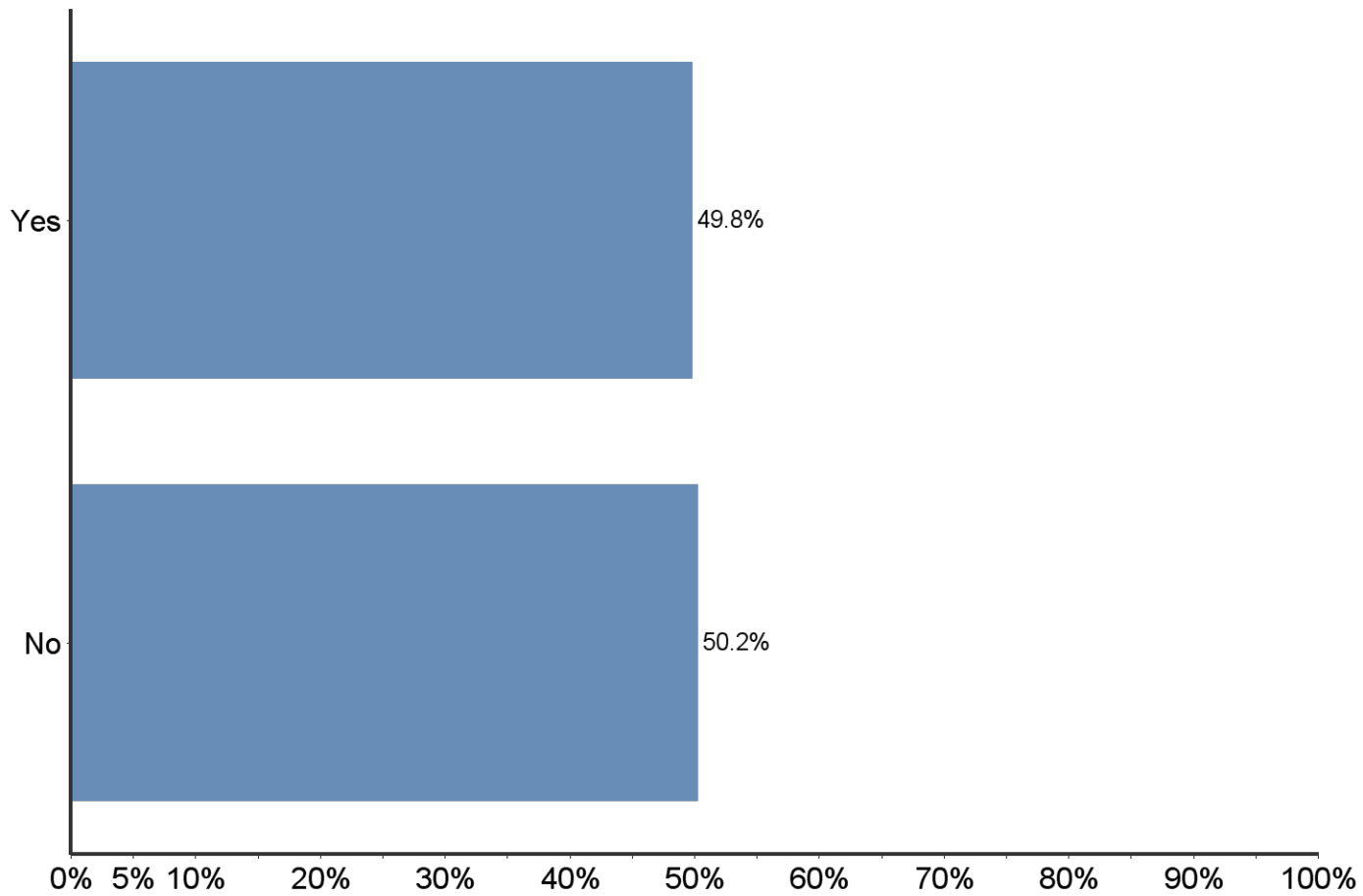
How important to you were each of the following reasons for attending UC Merced?

#	Question	Very Important	Somewhat Important	Not Important	Total Responses
1	Parents/relatives wanted you to come here	80	91	140	311
2	Advice from high school teachers/counselors	66	101	145	312
3	Ability to live near or at home	90	86	135	311
4	Availability of on-campus housing	139	67	106	312
5	Campus visit	113	99	100	312
6	Diversity of student population	106	108	97	311
7	Friendliness/helpfulness of staff	180	87	43	310
8	Friendliness/helpfulness of faculty	184	82	45	311
9	Personal attention from faculty and staff	184	84	41	309
10	Opportunity to work closely with faculty	180	93	35	308
11	Opportunity to be involved in research projects	178	92	39	309
12	Small size of campus	182	89	40	311
13	Opportunity to be part of a new campus	175	85	51	311
14	Reputation of UC Merced campus	92	125	93	310
15	Reputation of UC system	216	68	27	311
16	Quality of intended major	157	112	40	309
17	Unable to attend preferred college	113	91	104	308
18	Financial aid offer	220	58	32	310
19	Not offered financial aid by preferred college	70	82	154	306

Please list any other reasons that were important to you in choosing UC Merced.
Notes: Numbers in parentheses indicate frequencies for responses given by more than one student (n = 59 respondents; however, some students listed more than one response or typed n/a or none such that there is a difference between the number of total responses and number of respondents).

Other Reasons for Choosing UC Merced

Able to stay connected and make a difference to improve the school	only UC campus admitted to
Advice from community college professors	research opportunities (2)
Campus size	safe area
campus is Green/eco-friendly	small campus (2)
Count me in program (4)	small class size/opportunity for faculty interaction (3)
distance from home/family (9)	Small town feel to the area; like Merced area/community (7)
diverse population (2)	social opportunities (2)
easier to focus on studies because is in a small area/community	sports team (2)
education quality/desired academic program (2)	to be close to significant other (2)
family member attended UCM	wanted to be on semester system at UC campus
financial aid (8)	Wanted to get a Prestigious degree
low cost of living	was my first choice/good choice (2)
many offerings for all types of students (e.g., clubs, programs) (3)	When I visited here it felt like I belonged here
new school (2)	



Answer	Frequency
Yes	156
No	157
Total	313