



2020 Graduating Senior Survey Report—Transfer Students

Prepared by Institutional Research and Decision Support

Last Updated: May 27, 2020

Response Rate: Of the 1605 students invited to complete the survey, 674 (42%) provided partial or complete responses. Of the invited students, 188 entered UC Merced as transfer students (non-frosh students) and 70 (37%) of those students responded. Because students could skip questions, response rates varied by question.

Administration: The survey was available for seniors to complete between April 6 and May 8, 2020. As an incentive, respondents were entering into drawings to receive 35 \$25 Amazon e-gift cards. Students could complete the survey by clicking their individualized link in personalized emails or by using an anonymous link that required authentication. Survey publicity and outreach was coordinated across multiple groups on campus: IRDS, Student Affairs, assessment managers, faculty, academic advisors, and others.

Respondent Characteristics: Please refer to Tables 1-4 below for respondent characteristics, including information about the representativeness of the sample relative to the invited population. The sample was roughly representative of the invitee population, and subgroup response rates were similar to the overall response rate of 42%, with few exceptions. Entering frosh were more likely to complete the survey than transfer students. Social Sciences, Humanities, and Arts majors were more likely to complete the survey than Engineering or Natural Sciences majors. This may be due to increased promotional efforts by Social Sciences, Humanities, and Arts. Women were more likely to take the survey than men, which is common in survey research. Other differences in response rates are likely due to small sample sizes for particular groups.

Report Notes: Unless otherwise noted, all students could answer each question on the survey. Students could choose to skip questions. Students were invited to take the survey if they had been awarded a degree or applied to receive a degree as of the 15th day of instruction in spring 2020. It is possible that some students completing the survey did not graduate, though all were seniors and responses still aid understanding of the experience of students close to graduation.

Transfer respondents: This report has been filtered to contain only survey responses from students who entered UC Merced as Transfer students (non-Frosh), though Tables 1-4 and free response summaries contain information about all respondents regardless of entering level status.

If you have questions about this report, please contact Andrea Hall-Cuccia (ahallcuccia@ucmerced.edu) in Institutional Research and Decision Support.

Table 1: Student Demographics

Student Characteristic	# Invited (of 1605 Total)	%Invited	# Responded (of 674 Total)	% Responded	Response Rate (# responded/ # Invited)
Entering Level					
Entering Frosh	1417	88%	604	90%	43%
Transfer Students	188	12%	70	10%	37%
Unknown					
Race/Ethnicity					
International	119	7%	54	8%	45%
Hispanic	838	52%	340	50%	41%
African American	77	5%	36	5%	47%
American Indian	1	<1%	0	0%	0%
Asian	333	21%	145	22%	44%
Pacific Islander	10	1%	5	1%	50%
White	178	11%	74	11%	42%
Multi-racial	42	3%	17	3%	40%
Unknown	7	<1%	3	<1%	43%
Gender					
Female	855	53%	405	60%	47%
Male	738	46%	261	39%	35%
Unknown	12	1%	8	1%	67%

Note: % values may not sum to 100% for a given characteristic due to rounding error.

Table 2: Student Demographics and School

Student Characteristic	# Invited (of 1605 Total)	%Invited	# Responded (of 674 Total)	% Responded	Response Rate (# responded/ # Invited)
First Generation Status					
First Generation	1164	73%	490	73%	42%
Non-First Generation	441	27%	184	27%	42%
Pell Grant Eligibility Status					
Pell Grant Eligible	1010	63%	417	62%	41%
Non-Pell Grant Eligible	595	37%	257	38%	43%
Student Characteristic	# Invited (of 1632 Total)	%Invited	# Responded (of 689 Total)	% Responded	Response Rate (# responded/ # Invited)
Engineering	359	22%	138	20%	38%
Social Sciences, Humanities, and Arts	871	53%	393	57%	45%
Natural Sciences	402	25%	158	23%	39%

Note: % Values may not sum to 100% for a given characteristic due to rounding error; School counts will sum to values greater than the overall invited and respondent student totals due to students with multiple majors - denominators are adjusted to the number of majors for this table.

Table 3: Student Majors

Student Major	# Invited (of 1632 total)	% Invited	# Responded (of 689 total)	% Responded	Response Rate (# responded/# invited)
ANTH – Anthropology	17	1%	8	1%	47%
BENG – Bioengineering	36	2%	9	1%	25%
BIOS – Biological Sciences	310	19%	112	16%	36%
CHEM – Chemical Sciences	35	2%	21	3%	60%
COGS – Cognitive Science	65	4%	28	4%	43%
CRES – Critical Race and Ethnic Studies	5	<1%	4	1%	80%
CSE – Computer Science & Engineering	155	9%	62	9%	40%
ECON – Economics	16	1%	9	1%	56%
ENG – English	20	1%	6	1%	30%
ENVE – Environmental Engineering	19	1%	10	1%	53%
ESS – Earth Systems Science	17	1%	11	2%	65%
GASP – Global Arts Studies	6	<1%	3	<1%	50%
HIST – History	19	1%	5	1%	26%
MATH – Mathematical Sciences	31	2%	12	2%	39%
MBE/MGMT – Management	175	11%	63	9%	36%
ME—Mechanical Engineering	141	9%	50	7%	35%
MSE—Material Science and Engineering	8	<1%	7	1%	88%
PH—Public Health	134	8%	68	10%	51%
PHIL—Philosophy	2	<1%	1	<1%	50%
PHYS—Physics	9	1%	2	<1%	22%
POLI—Political Science	66	4%	34	5%	52%
PSY—Psychology	250	15%	116	17%	46%
SOC—Sociology	89	5%	46	7%	52%
SPAN--Spanish	7	<1%	2	<1%	29%

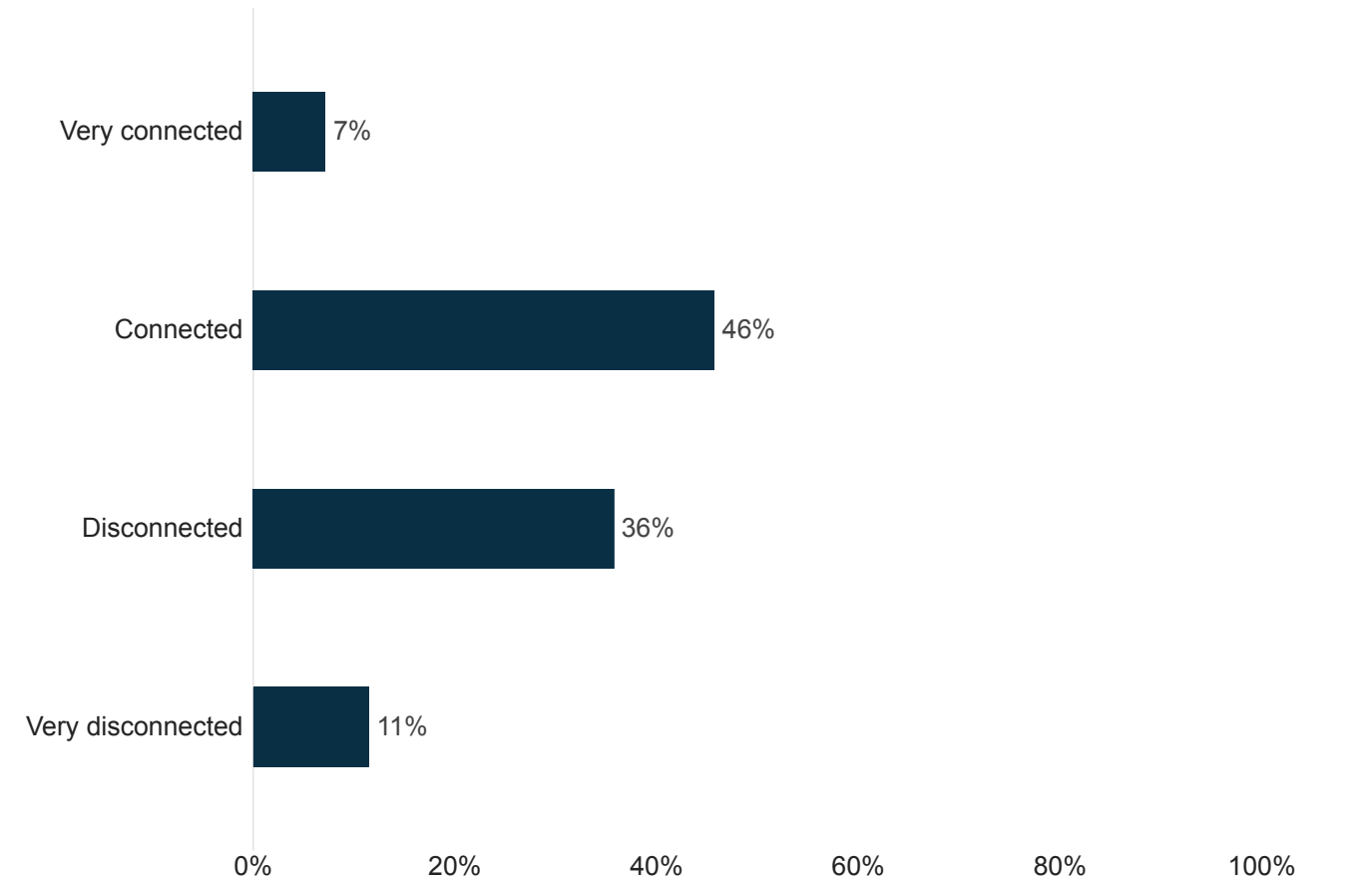
Note: % Values may not sum to 100% due to rounding error; Major counts sum to values greater than the overall invited and respondent student totals from Table 1 due to students with multiple majors - denominators are adjusted to the number of majors for this table and are noted in the header row of this table.

Table 4: Student Minors (Students with Minors)

Student Minor	# Invited (of 477 total)	% Invited	# Responded (of 227 total)	% Responded	Response Rate (# responded/# invited)
AMER—American Studies	2	<1%	1	<1%	50%
ANTH—Anthropology	8	2%	4	2%	50%
ARTS—Arts	3	1%	2	1%	67%
CCST—Chicano/Chicana Studies	2	<1%	1	<1%	50%
CHEM—Chemical Sciences	3	1%	1	<1%	33%
COGS—Cognitive Science	34	7%	15	7%	44%
CRS—Community Research and Service	7	1%	5	2%	71%
ECON—Economics	10	2%	7	3%	70%
ENG—English	6	1%	3	1%	50%
GASP—Global Arts Studies	10	2%	5	2%	50%
HIST—History	2	<1%	1	<1%	50%
MBE—Management	16	3%	6	3%	38%
MTHM—Applied Mathematics	13	3%	6	3%	46%
NSEC—Natural Sciences Education	4	1%	2	1%	50%
NSED—Natural Sciences Education with Teaching	35	7%	16	7%	45%
PH—Public Health	22	5%	10	4%	45%
PHIL—Philosophy	16	3%	3	1%	19%
PHYS—Physics	3	1%	3	1%	100%
POLI—Political Science	28	6%	13	6%	46%
PSY—Psychology	133	28%	53	23%	40%
SOC—Sociology	43	9%	27	12%	63%
SPAN—Spanish	46	10%	22	10%	48%
WRI/WRS--Writing	31	6%	21	9%	68%

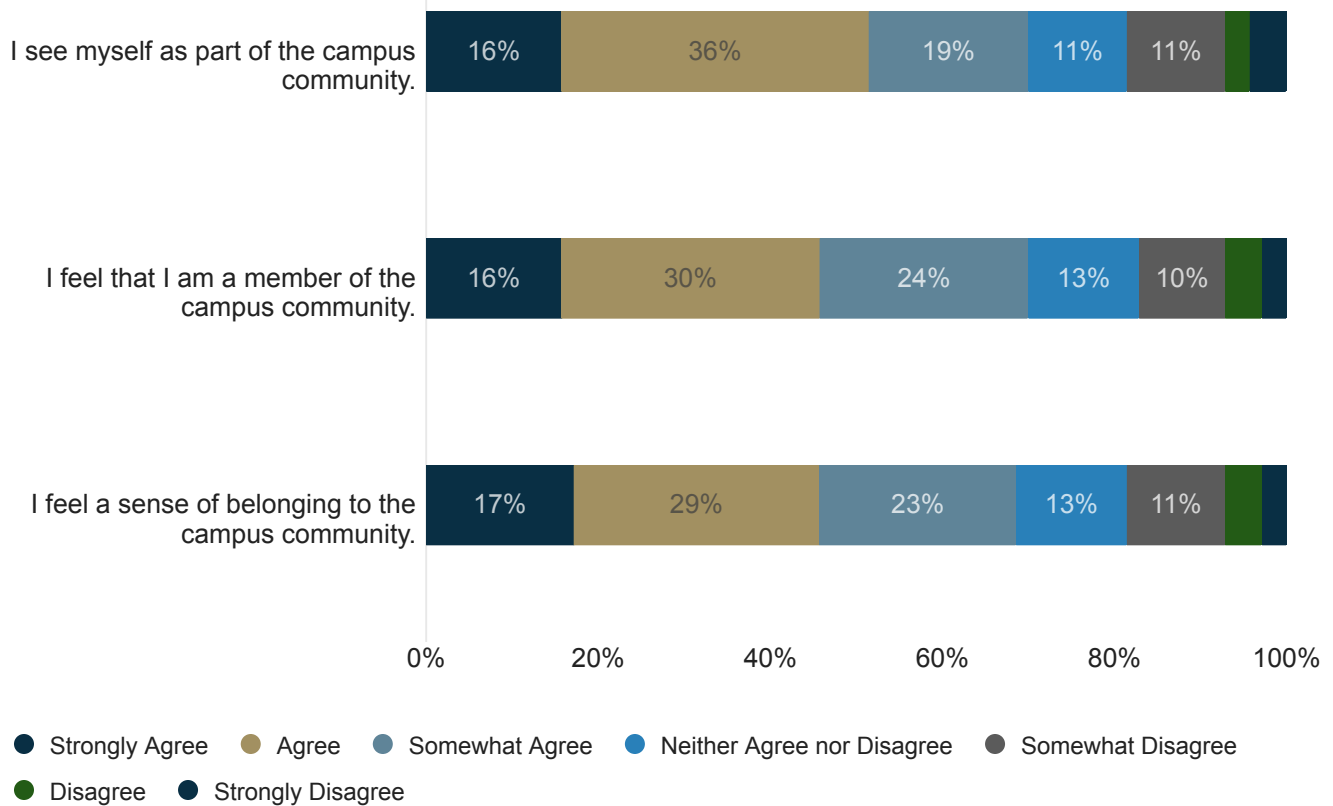
Note: % Values may not sum to 100% due to rounding error; Minor counts do not sum to the overall invited and respondent student totals from Table 1 because many do not have a minor, and some have multiple minors - denominators are adjusted to the number of minors for this table, and are noted in the header row of this table.

Today, how connected to or disconnected from UC Merced do you feel?



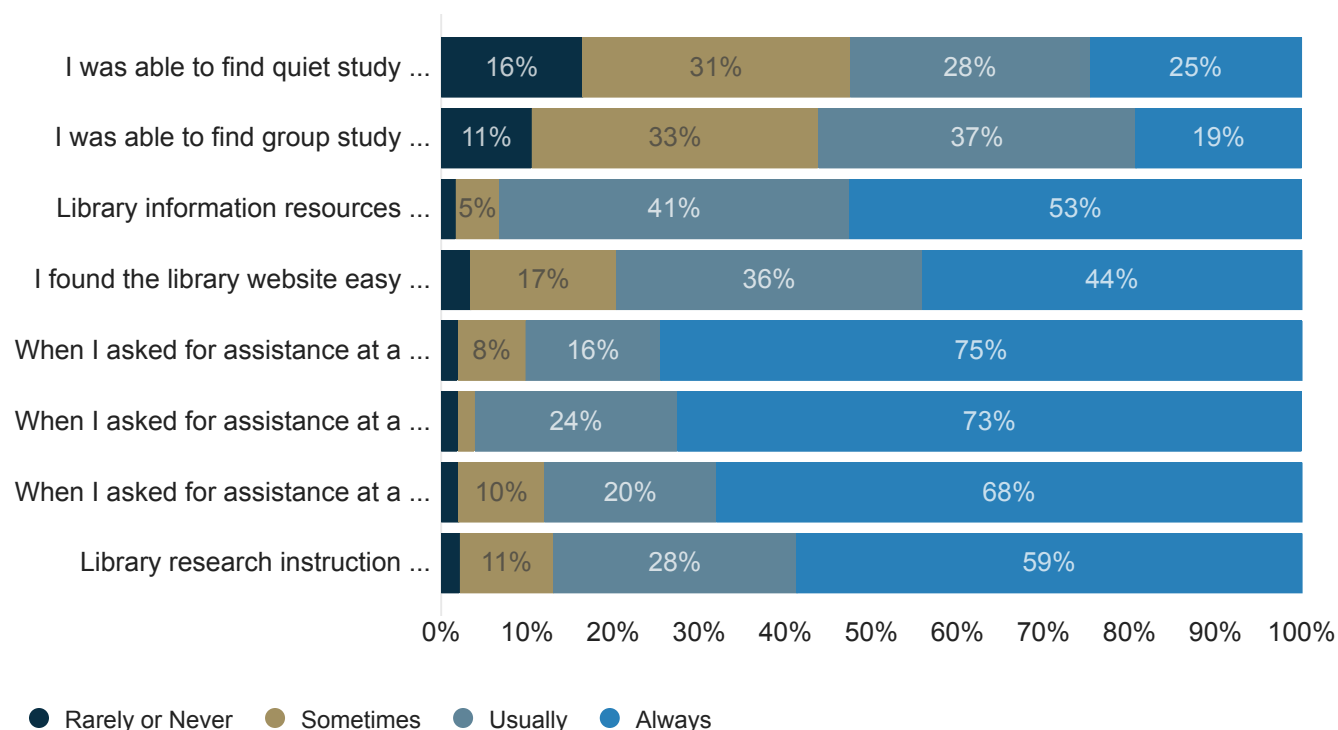
Field	Choice Count
Very connected	5
Connected	32
Disconnected	25
Very disconnected	8

To what extent do you agree or disagree with each statement about your experience on the UC Merced campus.



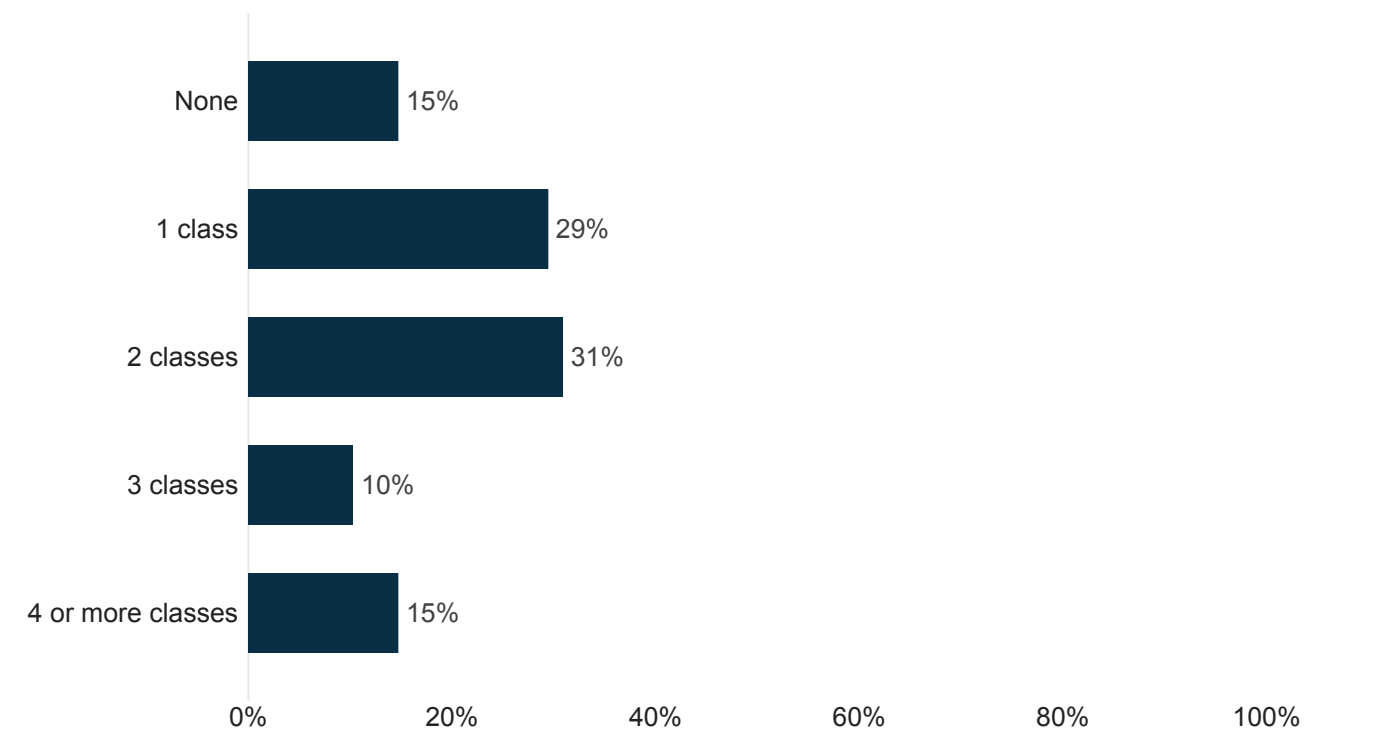
Field	Strongly Agree	Agree	Somewhat Agree	Neither Agree nor Disagree	Somewhat Disagree	Disagree	Strongly Disagree
I see myself as part of the campus community.	11	25	13	8	8	2	3
I feel that I am a member of the campus community.	11	21	17	9	7	3	2
I feel a sense of belonging to the campus community.	12	20	16	9	8	3	2

Please select your level of agreement or disagreement with the following statements about UC Merced's Library. Note: Question text in the figure is truncated, but full text is included in the table below.



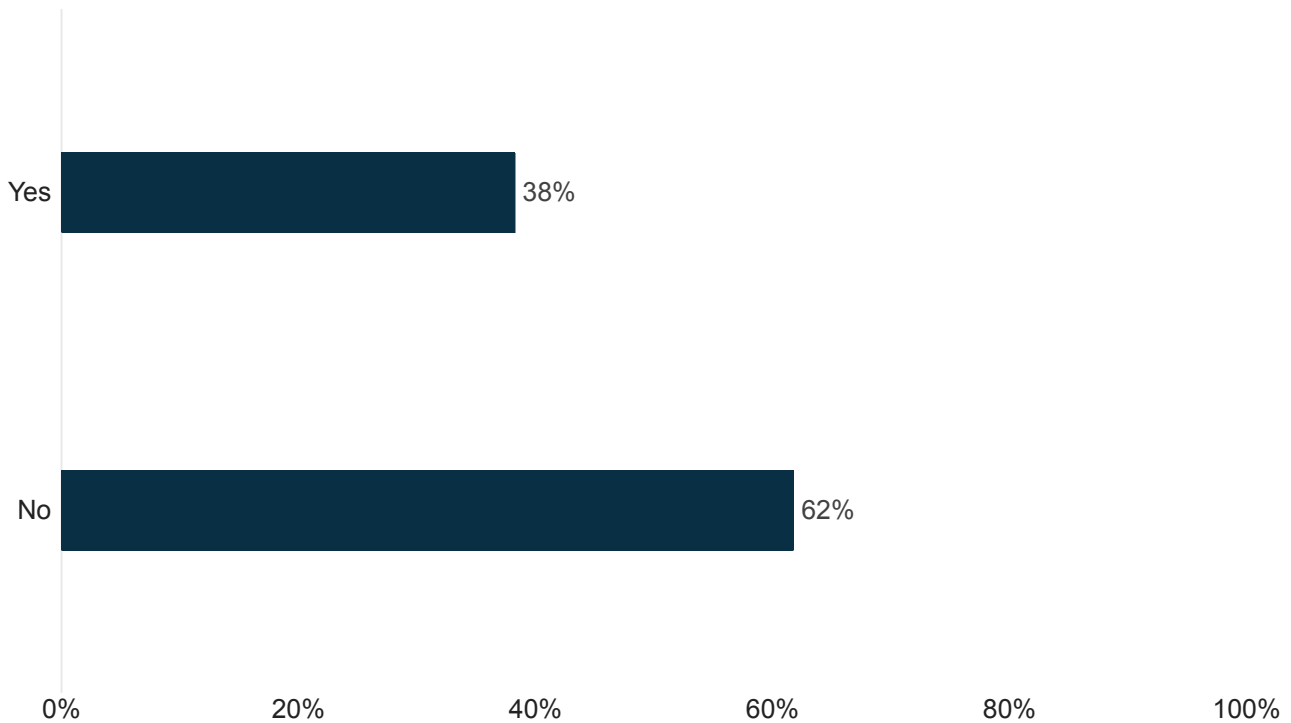
Field	Rarely or Never	Sometimes	Usually	Always
I was able to find quiet study space in the Library.	10	19	17	15
I was able to find group study space in the Library.	6	19	21	11
Library information resources (books, journals, databases, etc.) met my learning and research needs.	1	3	24	31
I found the library website easy to use.	2	10	21	26
When I asked for assistance at a library service desk, library staff were approachable and welcoming.	1	4	8	38
When I asked for assistance at a library service desk, library staff gave adequate attention to my question or need.	1	1	12	37
When I asked for assistance at a library service desk, library staff were knowledgeable about how to help.	1	5	10	34
Library research instruction helped me find suitable information resources for my papers and projects.	1	5	13	27

In how many classes did you receive library research instruction from library staff during your time at UC Merced?



Field	Choice Count
None	10
1 class	20
2 classes	21
3 classes	7
4 or more classes	10

Did you conduct research with a faculty member as an undergraduate at UC Merced? This is only for research or creative projects outside of regular course requirements during the academic year or summer. If you participated in more than one research effort, please consider the one you spent the most time on when completing this question.



Field	Choice Count
Yes	26
No	42

You said you conducted research with a faculty member outside of regular course requirements. Please complete the following information about your undergraduate research efforts.

Remember, if you participated in more than one research effort, please consider the one you spent the most time on when completing this question.

General field of research of the project in which you were involved

Note: Numbers indicate frequencies for responses given by more than one student (N=193 responses total).

.

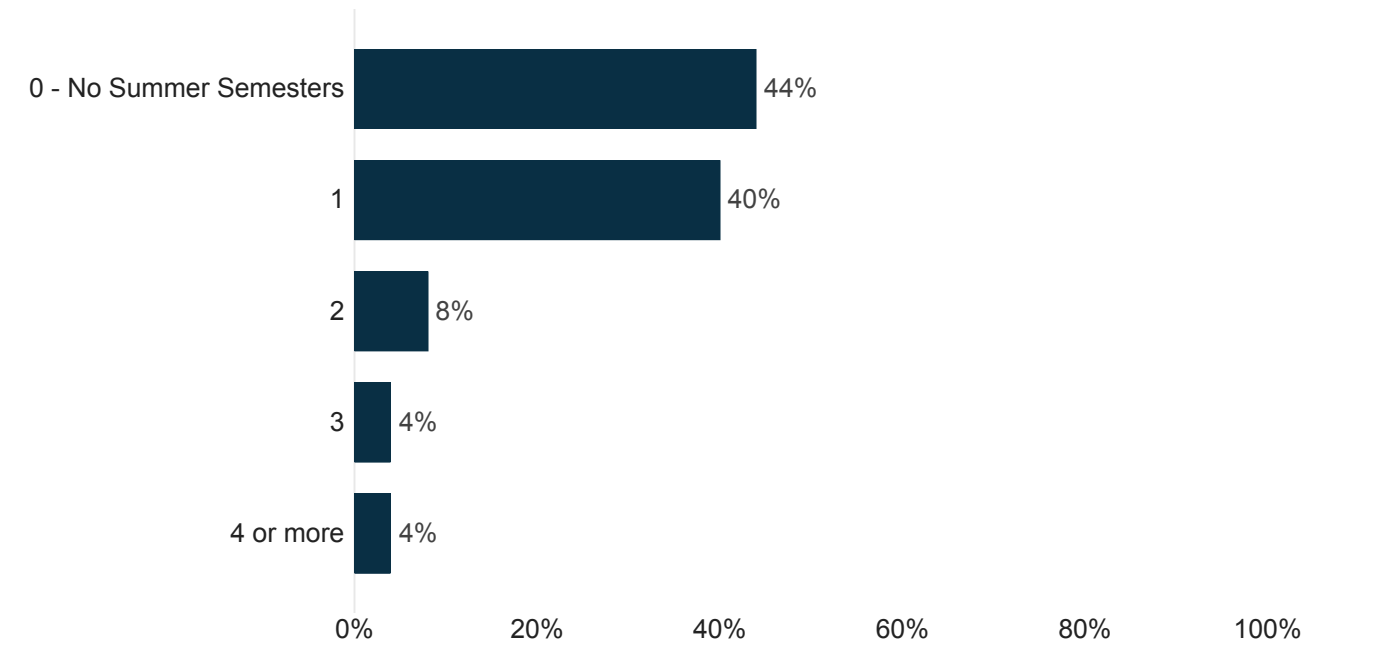
ACE overcomers
Agriculture
Anaerobic Digestion with Wastewater
Antibodies in Autoimmune Disease
Applied Mathematics (2)
Augmented reality controles
b cell
Behavioral Psychology
Bilingualism
Biochemistry
Biochemistry/Biophysics
Bioengineering (5)
Biology (5)
Biomembranes
Biophysics, microtubule dynamics
Cardiovascular Tissue Engineering
Central Valley youth voter engagement
Chemistry (6)
Child Development (3)
Cognitive Recognition, eye-tracking, decision making
Cognitive Science (9)
Computer Science and Engineering (4)
Computer Vision
Critical Race Ethnic Studies
Computer Science and Engineering: User Experience and User Interface
Desalination
Developmental Psychology (3)
Drones/UAVs

Ecology
Economics (4)
Economics, archival research
Electrophysiology
Embryonic development
Engineering
Environmental Engineering (4)
Environmental History
Environmental Science
EVLOS drone project
Evolution Ecology
Field work
Film and Sociology
Fluids and Mechatronics
Geophysics and soil science
Grassland Reserve Conservation
Health Behaviors
Health Policy
Health Psychology (7)
Heat exchanger topology, plasma activation with biochar
Heat transfer
Housing insecurity and health in rural United States
HRI, Skydiving and VR
Human Computer Interaction
Humanities
Hydrology/Watershed Managent
Immunology (4)
Incarceration
Industrial Automation
John Muir Geo - Tourism App

Kite Power Life Cycle Assessment	Political Violence (3)
Language Segmentation	Psy/PH
Legal	Psychology (10)
Machine Learning (2)	Psychology: early cognition and language
Marine Ecology	Public Health (7)
Material Science and Engineering (7)	Public Health, Health Policy
Mathematics	Quantitative and Systems Biology
Mechanical Engineering (2)	Quantum Dots
Mechatronics (2)	Robotics
Mercury	Social Psychology
Metabolism	Sociology (5)
Microbial ecology	soil biogeochemistry
Modeling	Soil Science (2)
Motion planning, robotics	Stable isotope chemistry (2)
music memory within diverse communities	Stress and Health Lab (3)
Natural Science: Clinical Nutritional Research	Student Involvement Research
NCPC	Student Success Internship: Sense of Belonging
Neurobio	Swarm Drone
Neuroscience	The effects of deportation and incarceration on families
Nicotine & Cannabis; COVID-19	Threat decision making
Oral Health Needs Assessment	Tribology (2)
Organic Chemistry (2)	UAS Programs of State DOTs
Partial differential equations	UGV
Physical Chemistry (Catalysis and Nanomaterials)	unidos por salud
Physics (2)	Unmanned Aircraft Systems
Physiology	water system management
Political Science (2)	

Approximate number of summer semesters you were involved in this research:

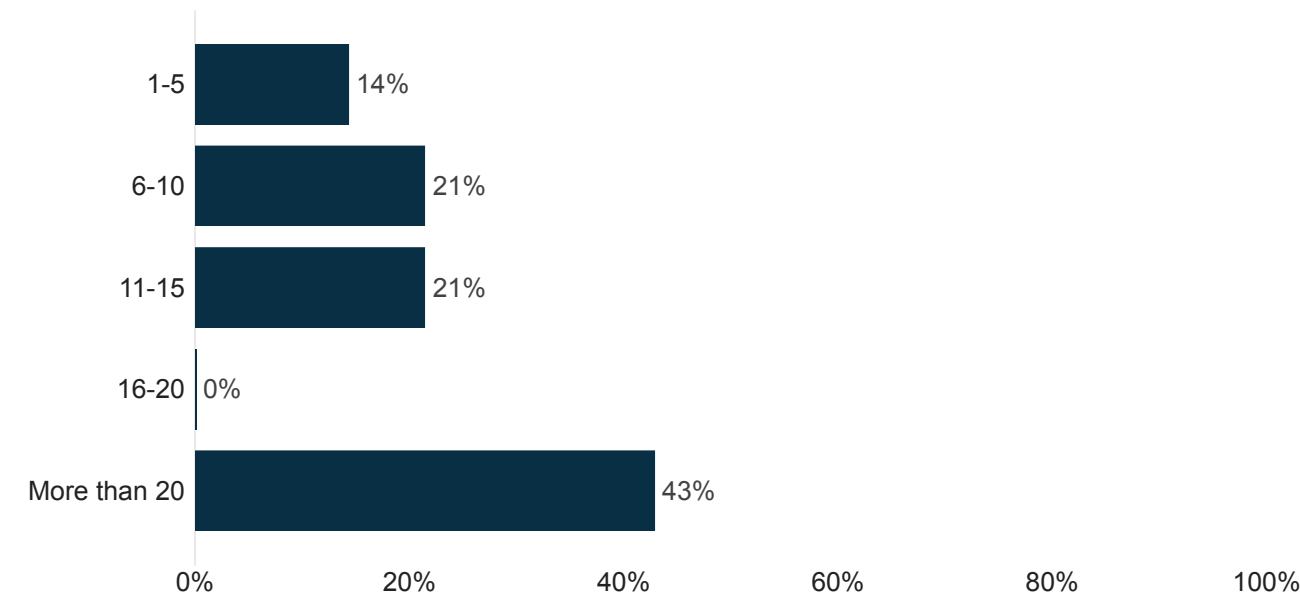
Note: Only respondents who said they conducted research with a faculty member could answer this question.



Field	Choice Count
0 - No Summer Semesters	11
1	10
2	2
3	1
4 or more	1

You said that you conducted research during a summer semester. Approximately how many hours per week were you involved in this research?

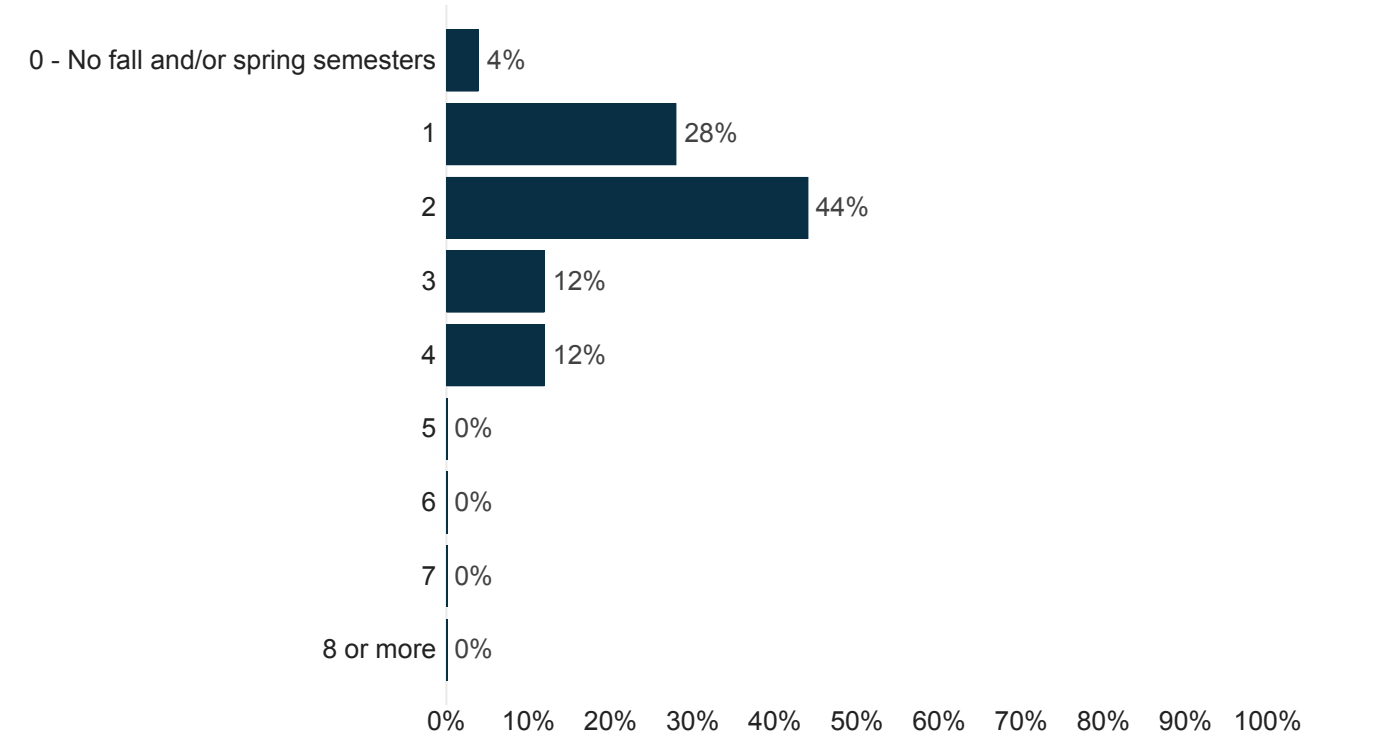
Note: Only respondents who said they conducted research with a faculty member during a summer session could answer this question.



Field	Choice Count
1-5	2
6-10	3
11-15	3
16-20	0
More than 20	6

Approximate number of fall and/or spring semesters you were involved in this research:

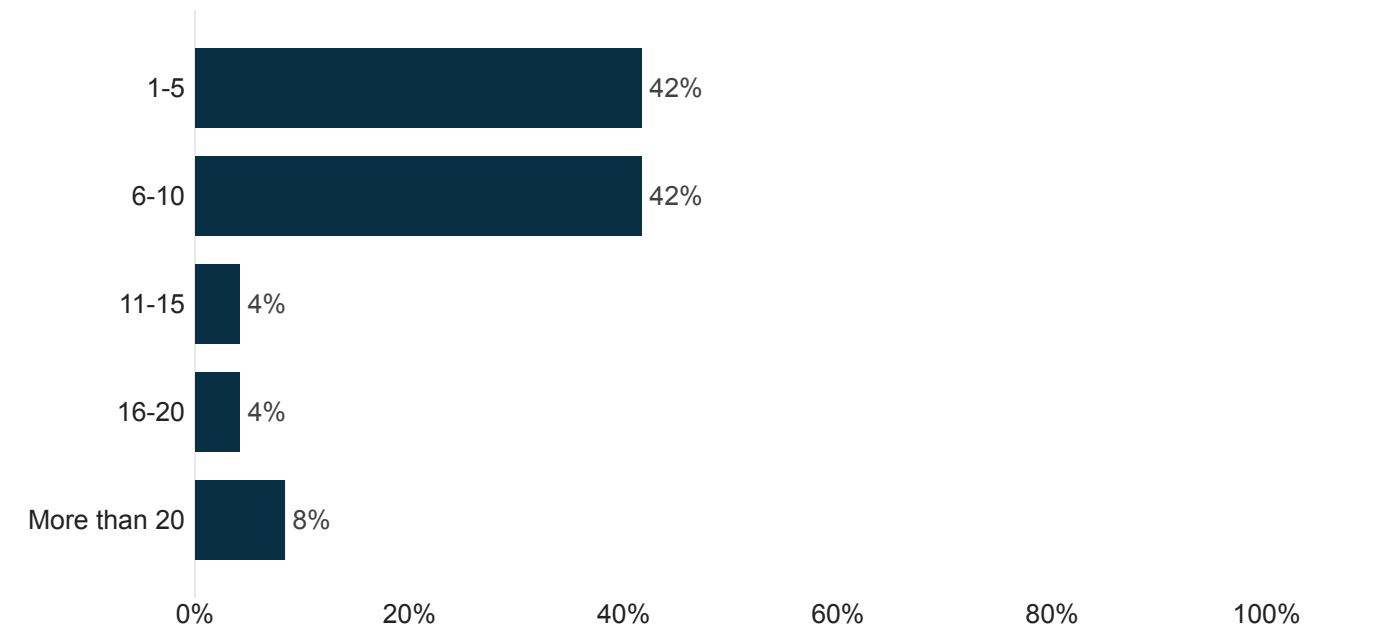
Note: Only respondents who said they conducted research with a faculty member could answer this question.



Field	Choice Count
0 - No fall and/or spring semesters	1
1	7
2	11
3	3
4	3
5	0
6	0
7	0
8 or more	0

You said you conducted research during a fall and/or spring semester. Approximately how many hours per week were you involved in this research?

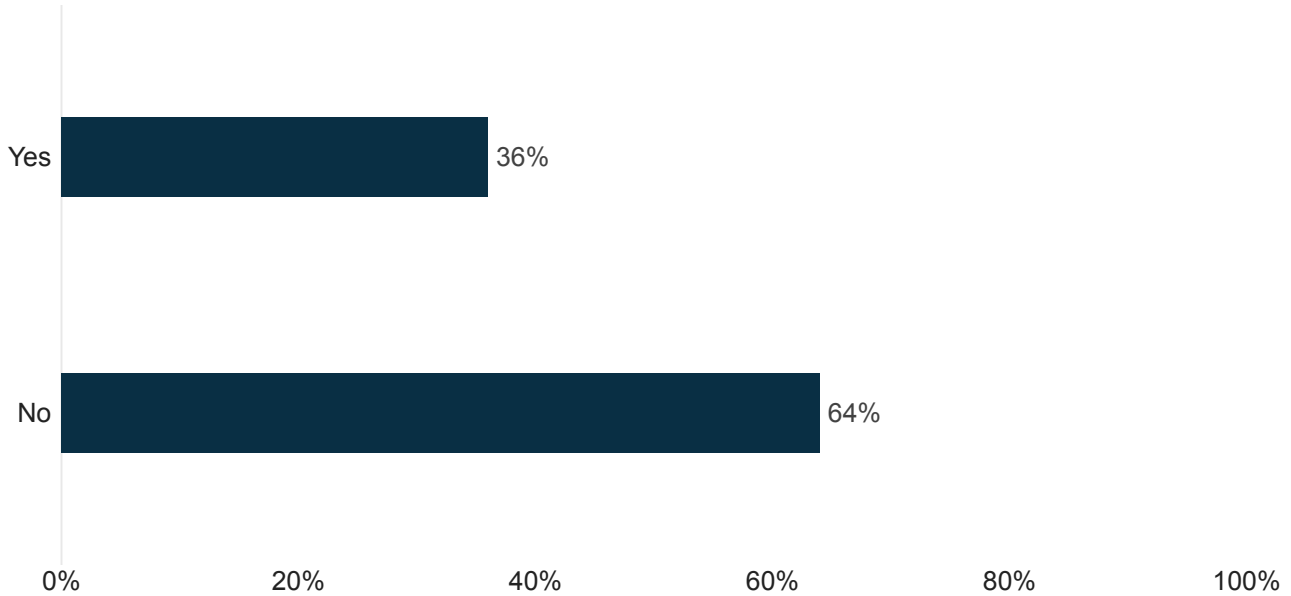
Note: Only respondents who said they conducted research with a faculty member during a fall and/or spring semester could answer this question.



Field	Choice Count
1-5	10
6-10	10
11-15	1
16-20	1
More than 20	2

Did you present results from your research outside the classroom at UC Merced or elsewhere? (e.g., at UC Merced Research Week, in publications, at conferences)

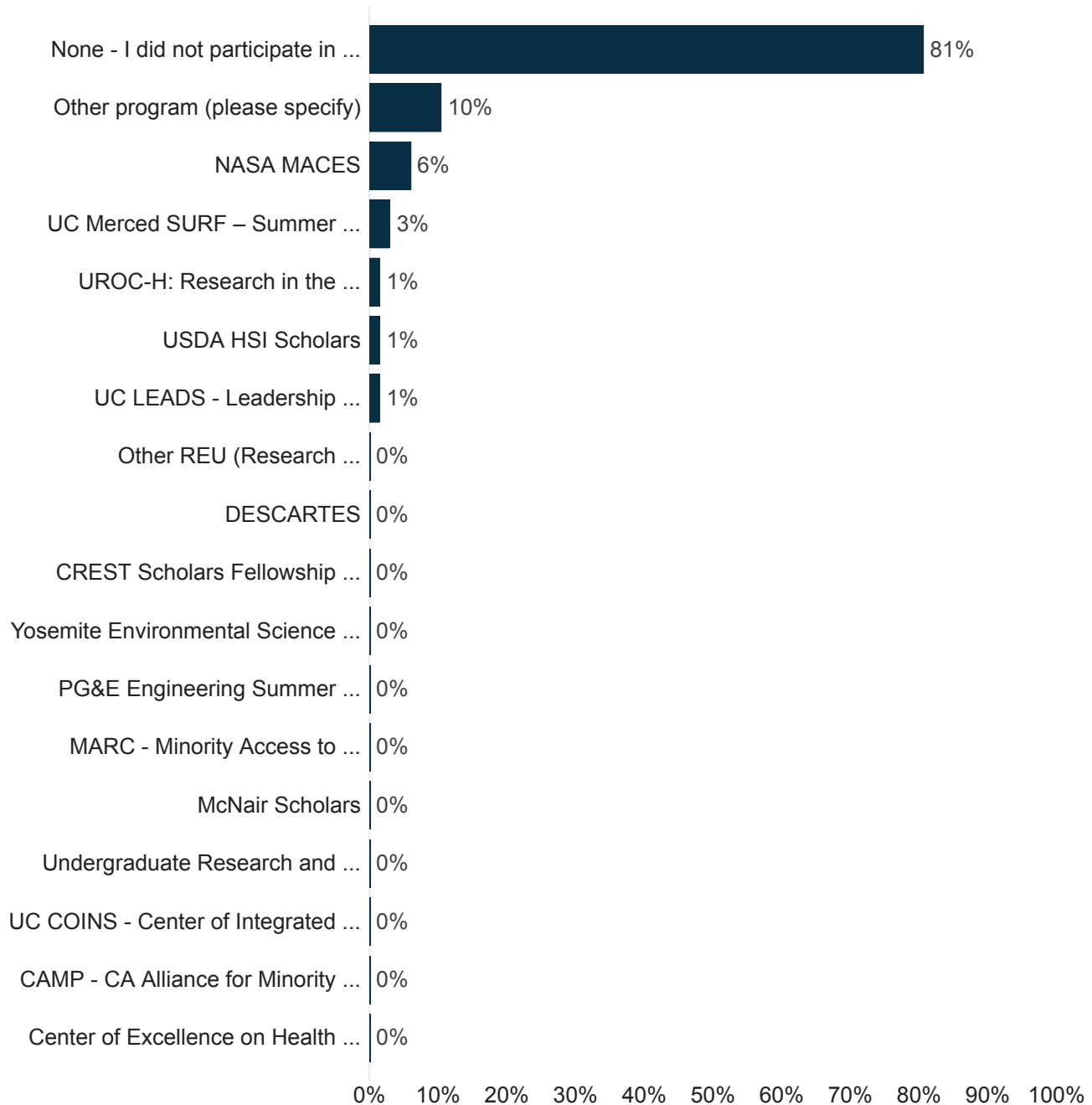
Note: Only respondents who said they conducted research with a faculty member could answer this question.



Field	Choice Count
Yes	9
No	16

In which of the following formal undergraduate research or graduate preparation programs did you participate at UC Merced? (Please select all that apply.) Note that we are asking about formal programs such as those listed below, not research with faculty on a volunteer basis, for course credit, or for pay.

Note: Question text in the figure is truncated, but full text is included in the table below. Other responses are included on p.19 and 20.



In which of the following formal undergraduate research or graduate preparation programs did you participate at UC Merced? (Please select all that apply.) Note that we are asking about formal programs such as those listed below, not research with faculty on a volunteer basis, for course credit, or for pay.

Field	Choice Count
None - I did not participate in formal research or preparation programs at UC Merced	54
Other program (please specify)	7
UC Merced SURF – Summer Undergraduate Research Fellowship	2
Other REU (Research Experience for Undergraduates) (please specify)	0
UROC-H: Research in the Humanities	1
NASA MACES	4
CREST Scholars Fellowship Program	0
UC LEADS - Leadership Excellence through Advanced Degrees	1
DESCARTES	0
USDA HSI Scholars	1
Undergraduate Research and Mentoring Program in Computational Biology	0
CAMP - CA Alliance for Minority Participation in Science, Engineering and Mathematics	0
Yosemite Environmental Science REU (Research Experience for Undergraduates)	0
PG&E Engineering Summer Scholars	0
MARC - Minority Access to Research Careers	0
McNair Scholars	0
UC COINS - Center of Integrated Nanomechanical Systems	0
Center of Excellence on Health Disparities	0

In which of the following formal undergraduate research / graduate preparation programs did you participate at UC Merced? (Other REU)

Note: Only open-ended Other REU responses are summarized on this page. Numbers indicate frequencies for responses given by more than one student (n=16 responses total).

Civic Capacity Research Initiative

EBICS (2)

Elizabeth Dumont Lab

KURE

MESA

NCPC

No program just worked for a professor for experience

NSF

Political Science Lab ad research assistant

SACNAS

Upper Div Research

UROC - NSF Petra

UROC SOAR (2)

Washington State University

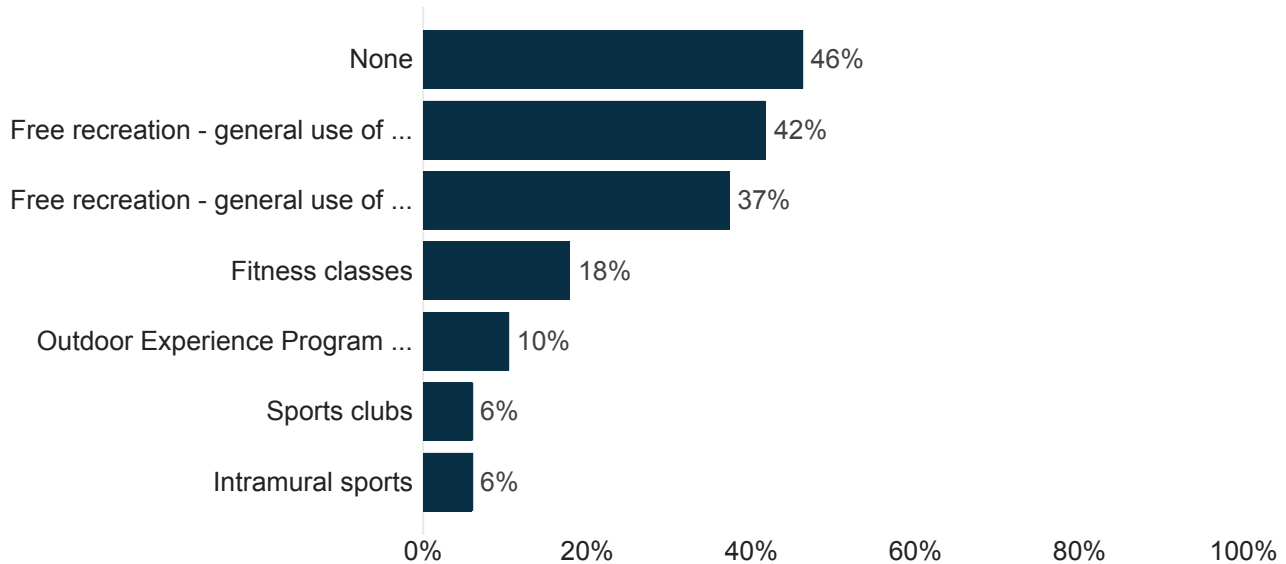
In which of the following formal undergraduate research / graduate preparation programs did you participate at UC Merced?

Note: Only open-ended Other responses are summarized on this page. Numbers indicate frequencies for responses given by more than one student (N=28 responses total).

American Physiological Society
 Calteach's NSED 150 Research and methods course
 CCRI (Civic Capacity Research Initiative)
 CITI
 Cultural Diversity and Inclusivity in Academia (CDIA)
 Individual Research PSY 195
 Interpersonal Development Lab
 MacREU [at UC Riverside]
 MHIRT
 Misp (DOE) under peggy o days lab for water quailtiy and enviromental chemistry
 nicotine and cannabis policy center (3)
 Participating this summer 2020: UC Merced SOAR, UROC Program
 Political Violence Lab
 SEAPHAGES-Bioinformatics Guide and DNA MASTER for BIO127BL (Virology Lab B)
 SONA studies
 Student Success Internship (2)
 Translational Research Center
 Uc Merced Mercy Hospital volunteer program
 UCEAP- study abroad
 URJ UROC
 UROC
 UROC SOAR
 UROC- SURF
 WRI 131C
 YLPSI

In which Recreation and Athletics programs did you participate at any time during your undergraduate studies at UC Merced? (Please select all that apply.)

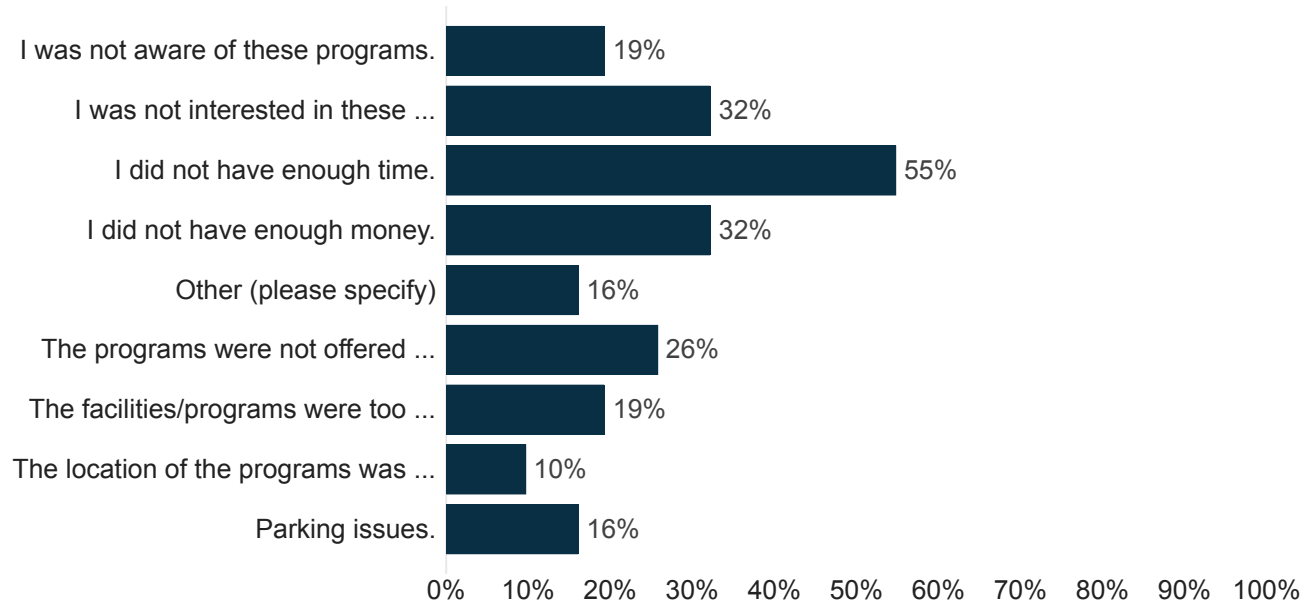
Note: Question text in the figure is truncated, but full text is included in the table below.



Field	Choice Count
Free recreation - general use of the Gallo Recreation Center	28
Free recreation - general use of the SAAC Weight Room	25
None	31
Fitness classes	12
Intramural sports	4
Outdoor Experience Program (outdoor trips)	7
Sports clubs	4

Why did you choose not to participate in any Recreation and Athletics programs? (please select all that apply) - Selected Choice

Note: Only respondents who indicated they didn't participate could answer this question. Question text in the figure is truncated, but full text is included in the table below. Other responses are included on the next page.



Field	Choice Count
I was not aware of these programs.	6
I was not interested in these programs.	10
I did not have enough time.	17
I did not have enough money.	10
Other (please specify)	5
The programs were not offered at times that fit my schedule.	8
The facilities/programs were too crowded.	6
The location of the programs was not convenient.	3
Parking issues.	5

Why did you choose not to participate in any Recreation and Athletics programs?

Note: Only open-ended Other responses are summarized on this page. Numbers indicate frequencies for responses given by more than one student (n=10 responses total).

body injury

confidence and time to participate

Get a pool!

i am not athletic person

I go to InShape and participate outside the school.

I had two jobs

I work out on my own. I change it up too so I'll go to the gym on day and the next day I'll play tennis and then following day I'll dance instead. So I like to change up my routine almost every other day to keep it fun for me.

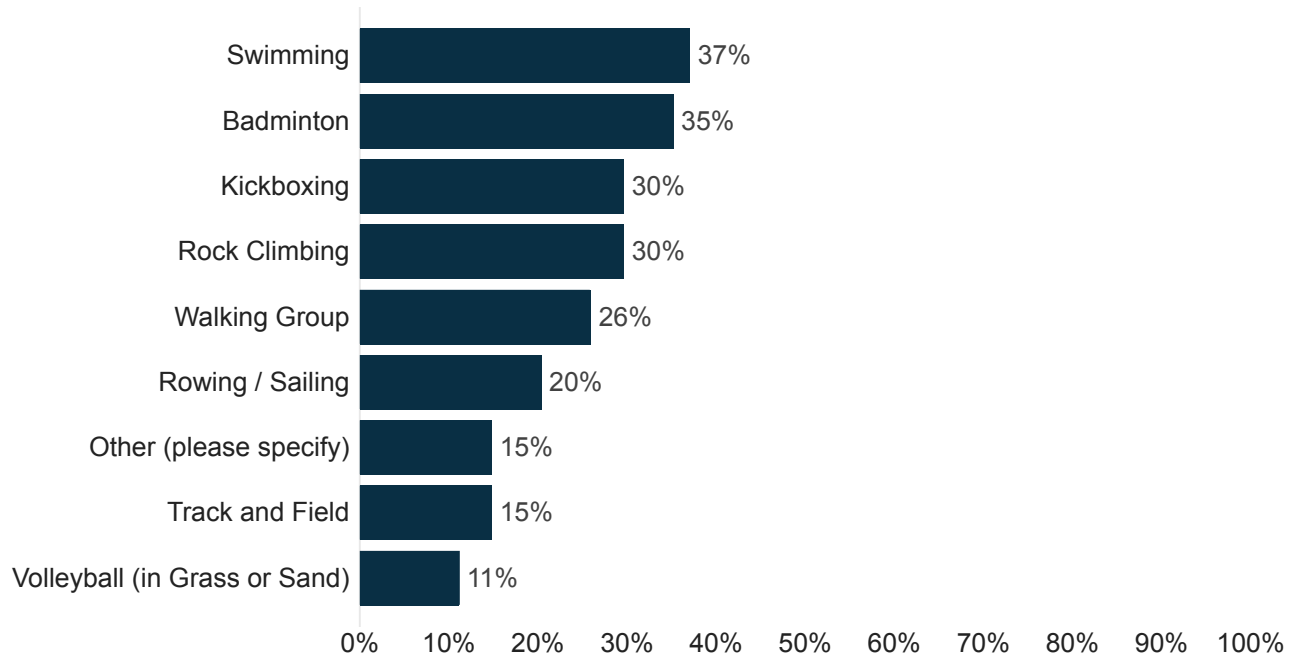
Lived off campus with parents

Never responded to me.

Unwelcoming and intimidating environment

What recreation and/or athletic programs would you have participated in had they been offered?

Note: Open-ended Other responses are included on the next page.



Field	Choice Count
Swimming	20
Rock Climbing	16
Kickboxing	16
Volleyball (in Grass or Sand)	6
Badminton	19
Walking Group	14
Track and Field	8
Other (please specify)	8
Rowing / Sailing	11

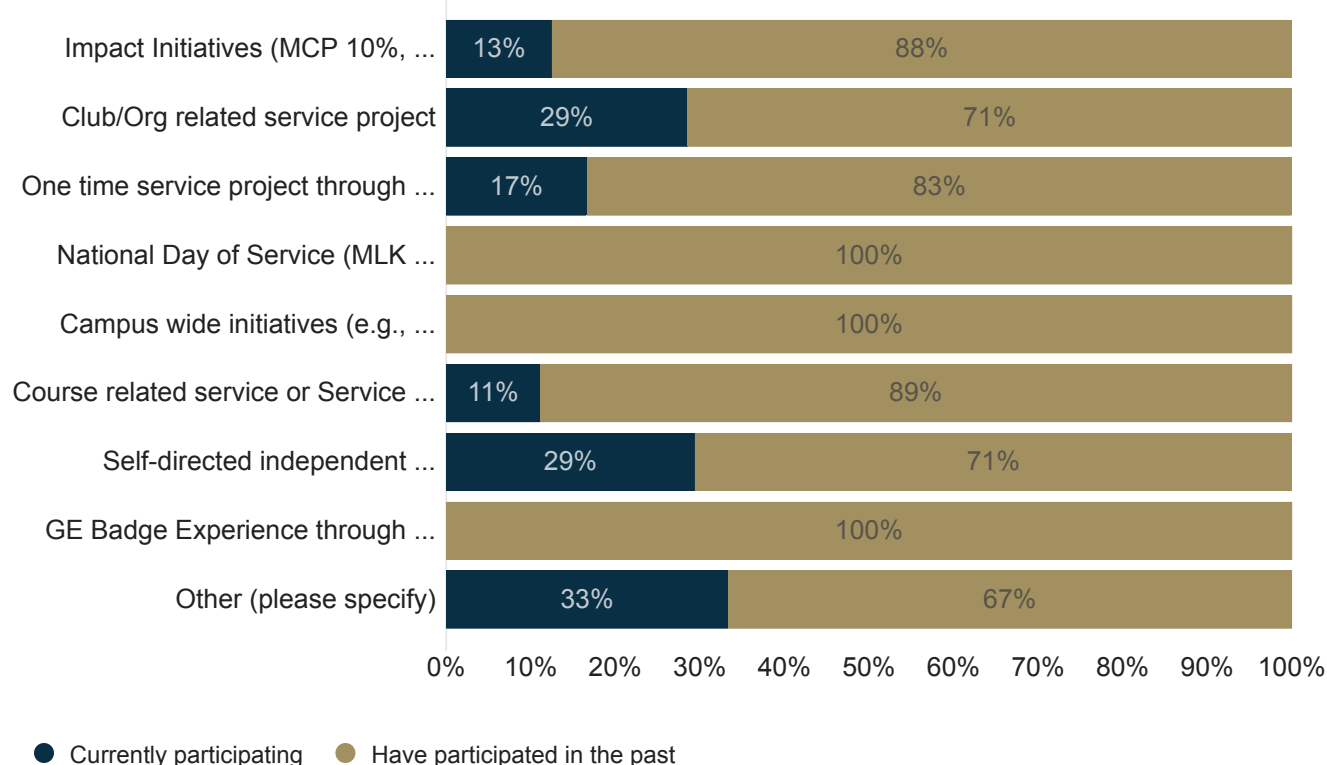
What recreation and/or athletic programs would you have participated in had they been offered?

Note: Only open-ended Other responses are summarized on this page. Numbers indicate frequencies for responses given by more than one student (n=77 responses total).

Archery (4)	Gyming
Ball Hockey	I'm on the women's volleyball team
barre class	Lacrosse (3)
Baseball (2)	Lacrosse (women's)
Basketball (2)	Member of UCM women's volleyball intercollegiate team
Basketball & Dodgeball	N/A (2)
Biking	None (5)
Boxing (3)	Other martial arts; or gaming club
Cheerleading (3)	Racquetball
Colorguard	Rock Climbing, large community interest. Please put in plans to construct a wall!
Cricket	Rugby
Cycling	Snowboarding
Dance (2)	Soccer (4)
Desi sports league	Super Smash Brothers
Disc golf	Tennis (7)
Dragon Boat	Tennis / Golf
F45 (3)	ultimate frisbee
field hockey	Water Polo
Flag Football	Weights
Football (3)	Wrestling (2)
Football, BSU, step team, drum line, drill team, culture show	Wrestling/MMA/Football/ weightlifting comps/ body building
football/ tennis	
Golf (3)	

What types of community service are you currently or have you participated in during your time as a student at UC Merced? (Select all that apply)

Note: Percentages reflect only students who ever participated in any community service activity; it does not reflect students who did not have participated in community service activities. Question text in figure has been truncated for readability. Full text is included in the table below. Other responses are included on the next page.



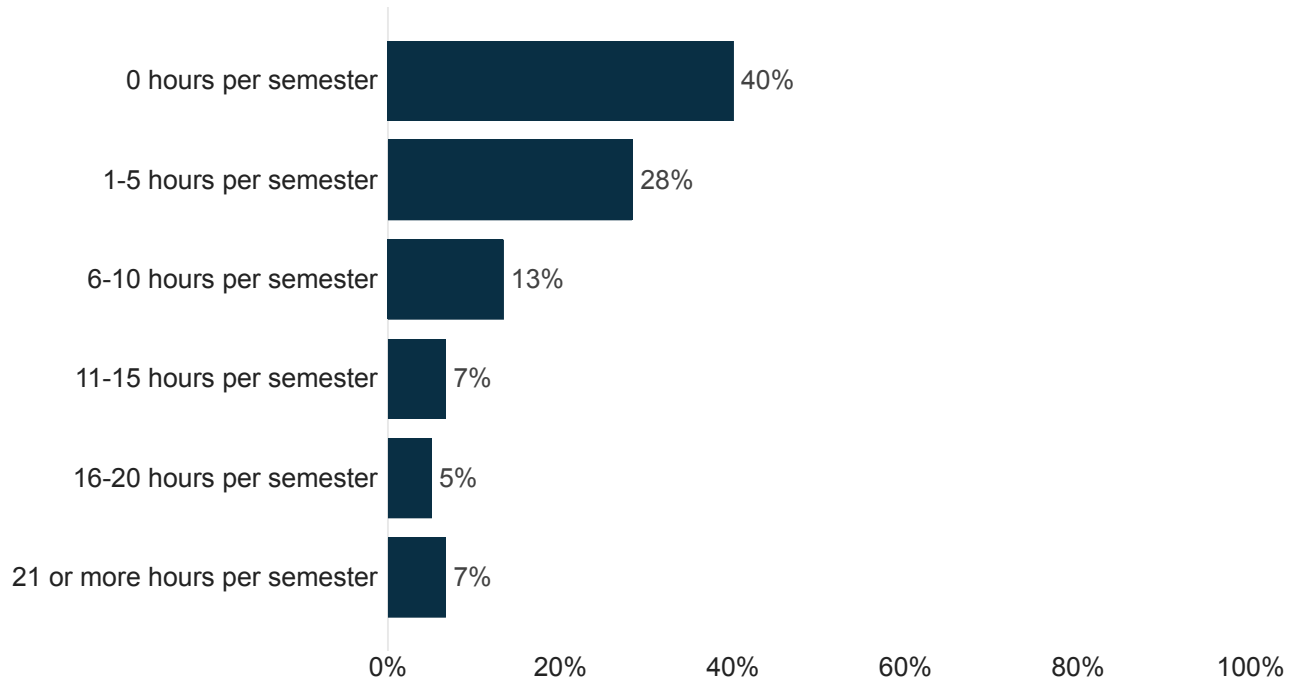
Field	Currently participating	Have participated in the past
Impact Initiatives (MCP 10%, ICR, LWYL)	1	7
Club/Org related service project	8	20
One time service project through The Community Engagement Center	1	5
National Day of Service (MLK Day, September 11th)	0	3
Campus wide initiatives (e.g., Meals for Families, Home for the Holiday, Giving Tuesday)	0	8
Course related service or Service Learning	1	8
Self-directed independent service (i.e., project of your choice and making)	5	12
GE Badge Experience through the Community Engagement Center	0	5
Other (please specify)	1	2

What types of community service are you currently or have you participated in during your time as a student at UC Merced?

Note: Only open-ended Other responses are summarized on this page. Numbers indicate frequencies for responses given by more than one student (n=21 responses total).

Campus Garden (2)
Capstone Project
Cheerleading, we cleaned up Yosemite Lake
Community Service for Delta Gamma
Community service with women's soccer team
Gather State and SBA information to provide relief and direction to small business owners
LYSA
Merced Zoo (Halloween event preparation)
Mercy Hospital Volunteer (2)
N/A
None
Off campus
Phi Kappa Phi
Robotics Outreach
Splash Conference
UCSF HEal
Volunteer sports coaching
Volunteered in hospitals and Planned Parenthood
YLP Service Project

Considering only the community service you participated in during this past academic year, how many hours did you participate during a typical semester?



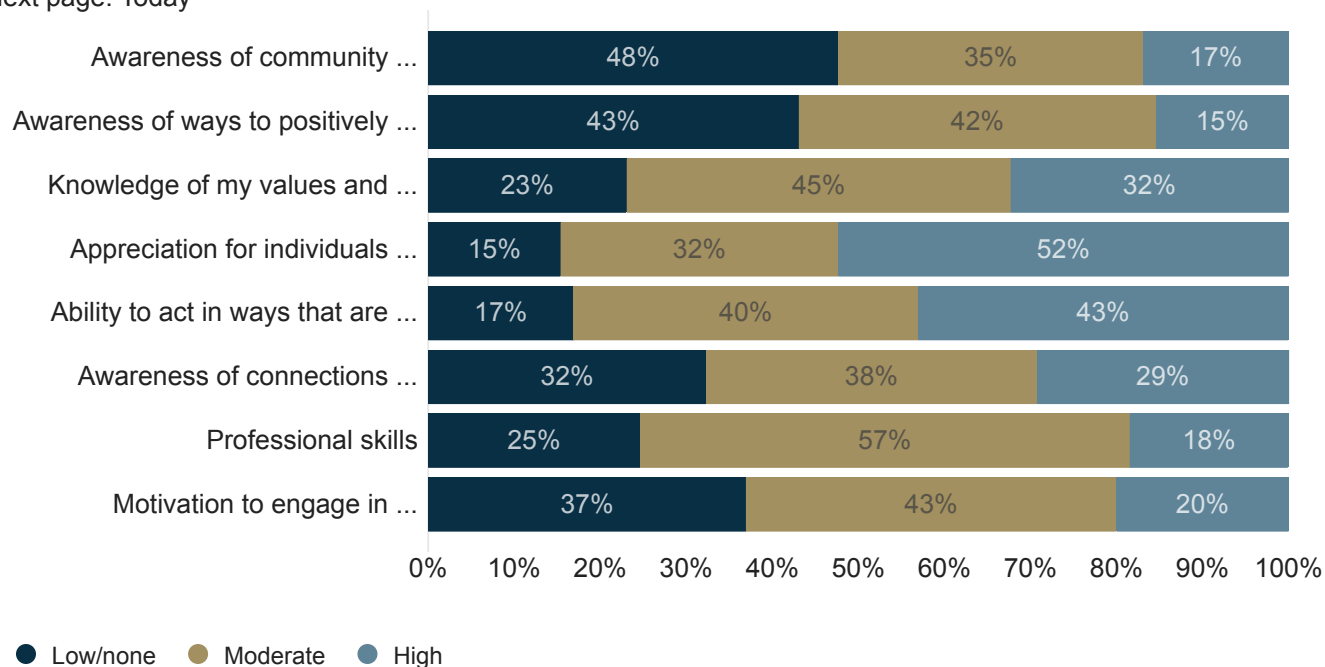
Field	Choice Count
0 hours per semester	24
1-5 hours per semester	17
6-10 hours per semester	8
11-15 hours per semester	4
16-20 hours per semester	3
21 or more hours per semester	4

Please rate yourself on the skills and knowledge in the following statements. Please give yourself two different scores, one score for when you started at UC Merced, and a second score for today.

Note: Question text in the figure is truncated, but full text is included in the table below.

This page: When you started at UC Merced

Next page: Today



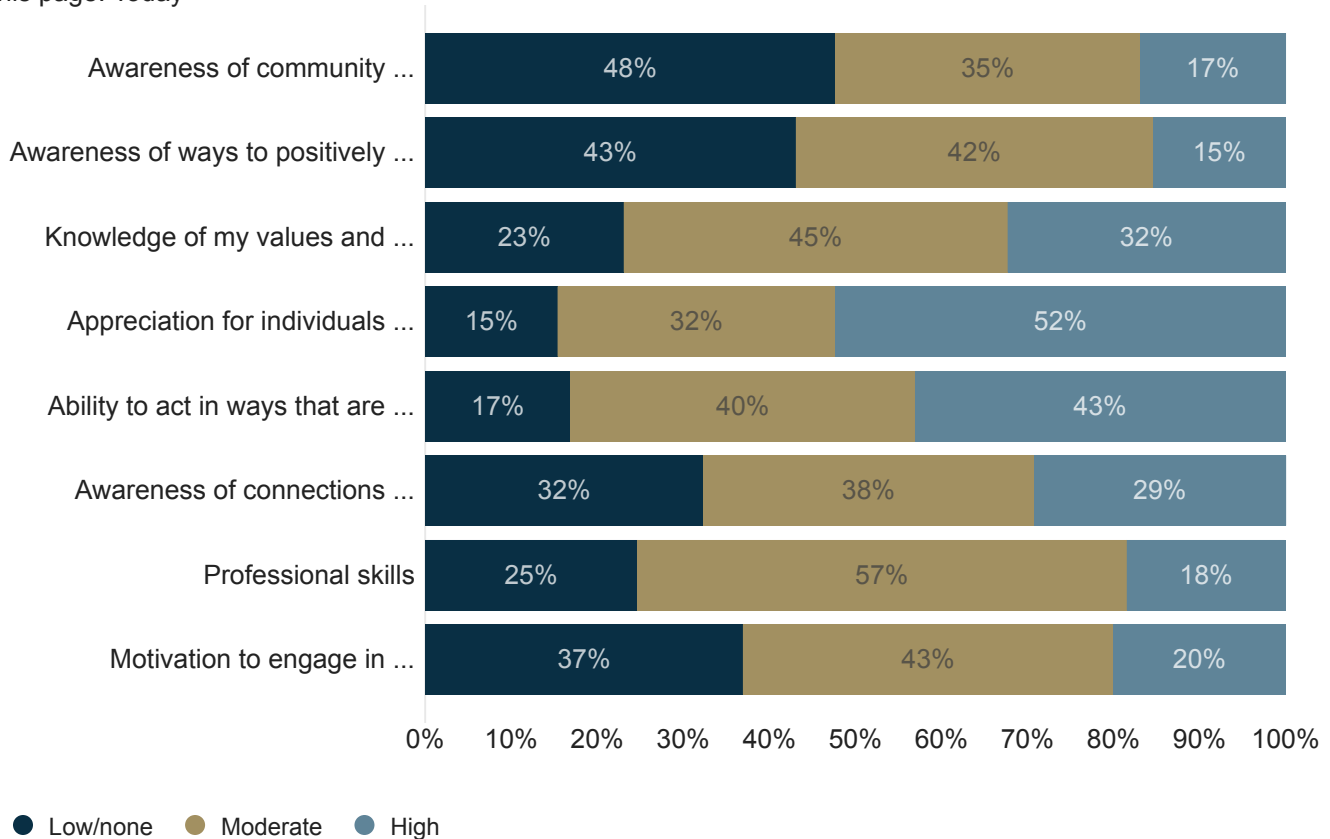
Field	Low/none	Moderate	High
Awareness of community needs/issues	31	23	11
Awareness of ways to positively impact community needs/issues	28	27	10
Knowledge of my values and interests	15	29	21
Appreciation for individuals different from myself (e.g., different cultural background, socioeconomic status, etc.)	10	21	34
Ability to act in ways that are consistent with my values	11	26	28
Awareness of connections between community service and academic learning/coursework	21	25	19
Professional skills	16	37	12
Motivation to engage in community service	24	28	13

Please rate yourself on the skills and knowledge in the following statements. Please give yourself two different scores, one score for when you started at UC Merced, and a second score for today.

Note: Question text in the figure is truncated, but full text is included in the table below.

Previous page: When you started at UC Merced

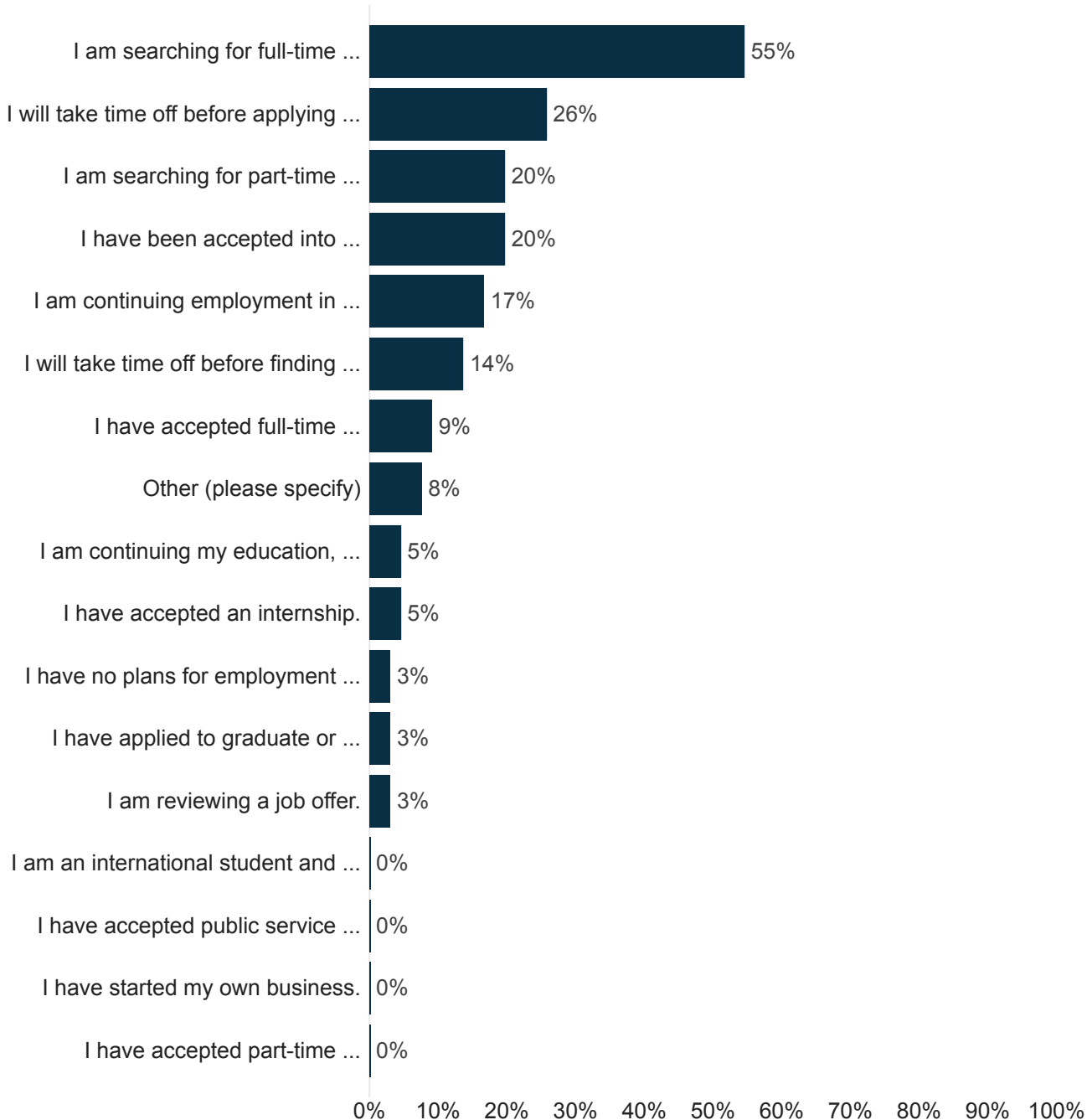
This page: Today



Field	Low/none	Moderate	High
Awareness of community needs/issues	7	30	27
Awareness of ways to positively impact community needs/issues	7	32	25
Knowledge of my values and interests	3	18	43
Appreciation for individuals different from myself (e.g., different cultural background, socioeconomic status, etc.)	4	13	47
Ability to act in ways that are consistent with my values	3	19	42
Awareness of connections between community service and academic learning/coursework	7	25	32
Professional skills	5	17	42
Motivation to engage in community service	13	23	28

What are your current post-graduation plans? (Please select all that apply.)

Note: Question text in the figure is truncated, but full text is included in the table below. Other responses are included on p. ____.



What are your current post-graduation plans? (Please select all that apply.)

Field	Choice Count
I am searching for full-time employment.	36
I will take time off before applying to graduate school.	17
I am searching for part-time employment.	13
I will take time off before finding a job.	9
I am continuing my education, but not in graduate school (e.g. second bachelor's, license, certification/credential, etc.).	3
I am continuing employment in my current job.	11
I have been accepted into graduate or professional school.	13
I have accepted full-time employment at a new employer.	6
I have applied to graduate or professional school, but have not yet been accepted.	2
I am reviewing a job offer.	2
Other (please specify)	5
I have accepted an internship.	3
I have accepted part-time employment at a new employer.	0
I have no plans for employment (e.g. homemaker, traveling, volunteer, retired, etc.)	2
I have accepted public service employment (military, Peace Corps, Teach for America, etc.).	0
I have started my own business.	0
I am an international student and will return to my home country.	0

What are your current post-graduation plans?

Note: Only open-ended Other responses are summarized below. Numbers indicate frequencies for responses given by more than one student. (n=32 responses total).

fellowship through Clima corps AmeriCorps, stationed at UC Merced
 focusing on self love and preservation as well:)
 Gaining work experience for MBA program
 getting my shit together
 Grad school
 I am currently planning on taking the LSAT this year but am not sure whether I will be satisfied with the test results
 i am uncertain
 I have a lot to say not about UC Merced but the system itself here
 I have accepted the UCLA Immigrant Justice Fellowship placement for the Central Valley
 I will apply for the Fall masters degree program and participate in an internship during the Fall
 I will be applying at fresno city to get my ADN and then apply for masters
 I will study to get my EIT and part 107 license
 I will work at CALTRANS Once i graduate in May
 internships and volunteer opportunities are not available during covid lockdown
 Looking for internships
 Looking to get involved into Entrepreneurship. Seeking multiple streams of income.
 medical school
 Military (2)
 Plans for graduate programs in < 5 years
 post baccalaureate program
 Probably doomed because of COVID 19, if you have any job, I'm available
 Professional Volleyball in Europe
 Started RN program
 Starting courses for EMT school
 Studying for GRE and applying to graduate schools
 taking a year off before applying to law school
 Taking more classes over the summer to meet the pre-requisites for professional school.
 Travel and experience different cultures in a later date
 Travel to Japan
 Volunteer and/or work in a research lab for experience in a grad school program
 will be giving birth to first child.

You said you are currently employed. What are the details of your employment?

Note: Only respondents who said they obtained employment or an internship could answer this question. Numbers in parentheses indicate frequencies for responses given by more than one respondent. (N=139 responses total).

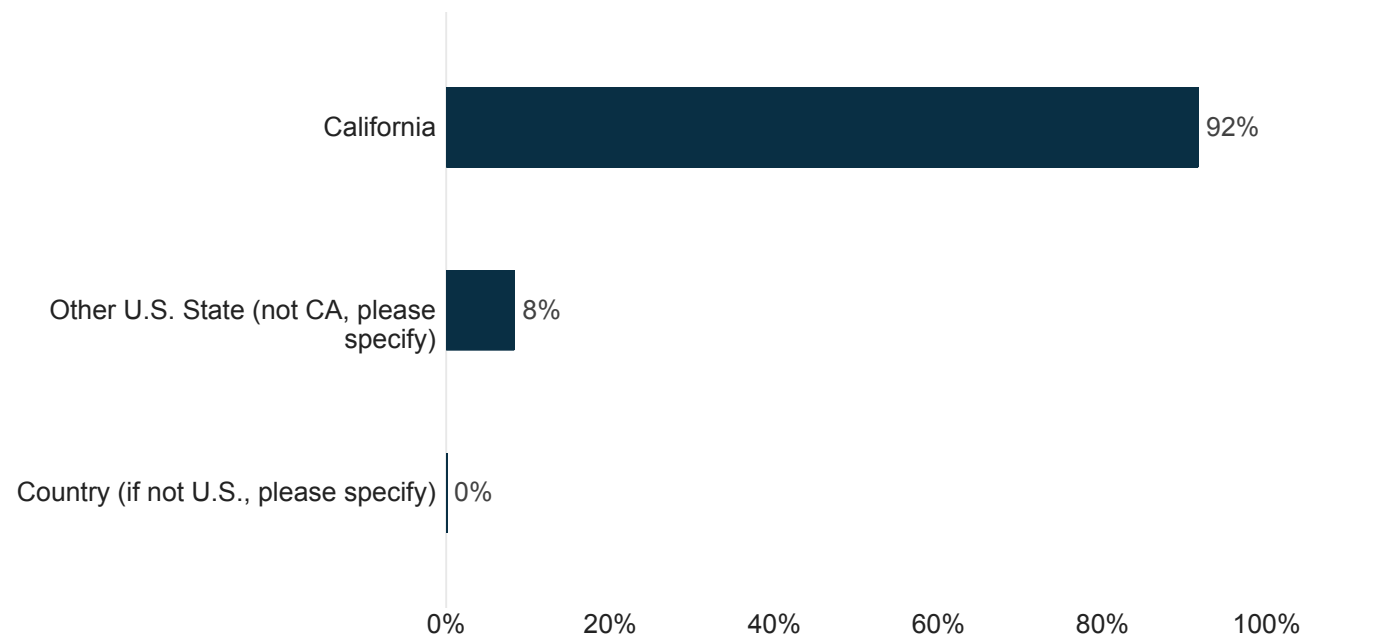
Alejandro Delgadillo	Give Every Child A Chance
Aligned Digesters	Grimmway
Amazon (2)	Gustine High School
Ambitions Behavioral Health	HCL Machin Works
Ancestry	Healthy House within a MATCH Coalition
Apple (2)	Henry Guan
Aquarium of the Pacific	Hongene
Aspiranet	In N Out Burger (2)
ATI Windows	InTouch Health
Autism Learning Partners	Jelly Belly Candy Co.
Autism Spectrum Therapies	Johnson Controls
Banana Republic	K9 Playtime
Bath and Body Works	Kim Garner
Bavneet Khaur	Lantern Café
Bintel	Lily's Cafe
BioTelemetry	Lockheed Martin (4)
Bobrick Washroom Equipment	Marx Digital Manufacturing
C Line TL Inc	Melissa Patterson
Cal SOAP	Merced City School district
California Autism Center	Merced County
Capital One	Merced County Juvenile Probation Department
Certified Laboratories	Merced County Office of Education (2)
City of Patterson	Merced Grocery Outlet
City Year	Merced Irrigation District
Cordoba corp	Military - Airforce
Coronado Dairy Farms	Min Jiang
Costco Wholesale	NASA Glenn
Derek Leong	National Park Service
E&J Gallo Winery (3)	Northrop Grumman (3)
Eaton	Olive Leaf Family Therapy
Education and Leadership Foundation	Orosi High School
Emanuel Medical Center	Panda Express
Etin meyer	Pavilion Dining center
Express	Peace corps
EZ Smile Family Dental Group	Peet's Coffee
family and social services	Perkins Coie LLP
FB County	Planned Parenthood
Frank M Booth	Pleasant View School
Gary Inpsections LCC	Premier Health Care

Ramendra Saha
RBC Bearings
Recreation and Athletics (UCM)
Residence Education
Ron Smith
Ross (2)
Santa Cruz Seaside Company
Sisters of the Valley
Social Science, Humanities, and Art
Sora Kim
Spacetel
Sprint
Stan. Food products
Stanislaus County
Sustainability Center
Target (2)
The Boeing Company
The vanguard group (3)
Thermofisher
too much info
U.S Navy
UC Merced - Graduate Division

UC Merced Campus Store
UC Merced CARE Office
UC Merced Center for the Humanities
UC Merced Physical and Environmental Planning
UC Merced School of Engineering
UC Merced Sierra Nevada Research Institute
UCM School of Natural Sciences
University of California
University Of California Merced (5)
University of California, Merced - The Math
Center
US Armed Forces
USDA
Voices Dual Academy
Volunteers of America
Walmart
Westland Technologies Inc
WFG
whitings foods
Workday
Yosemite National Park

Location - State (or country, if not U.S.) - Selected Choice

Note: Questiontext in the figure is truncated, but full text is included in the table below. Only respondents who said they obtained employment or an internship could answer this question. Other responses are included below.



Field	Choice Count
California	11
Other U.S. State (not CA, please specify)	1
Country (if not U.S., please specify)	0

Location - State (or country, if not U.S.)

Other US State (not CA, please specify):

Note: Only open-ended Other US State (not CA) responses are summarized on this page. Numbers indicate frequencies for responses given by more than one student (n=15 responses total).

Arizona (4)
California
Colorado
Ohio (2)
Texas (2)
Utah
Virginia (2)
Washington (2)

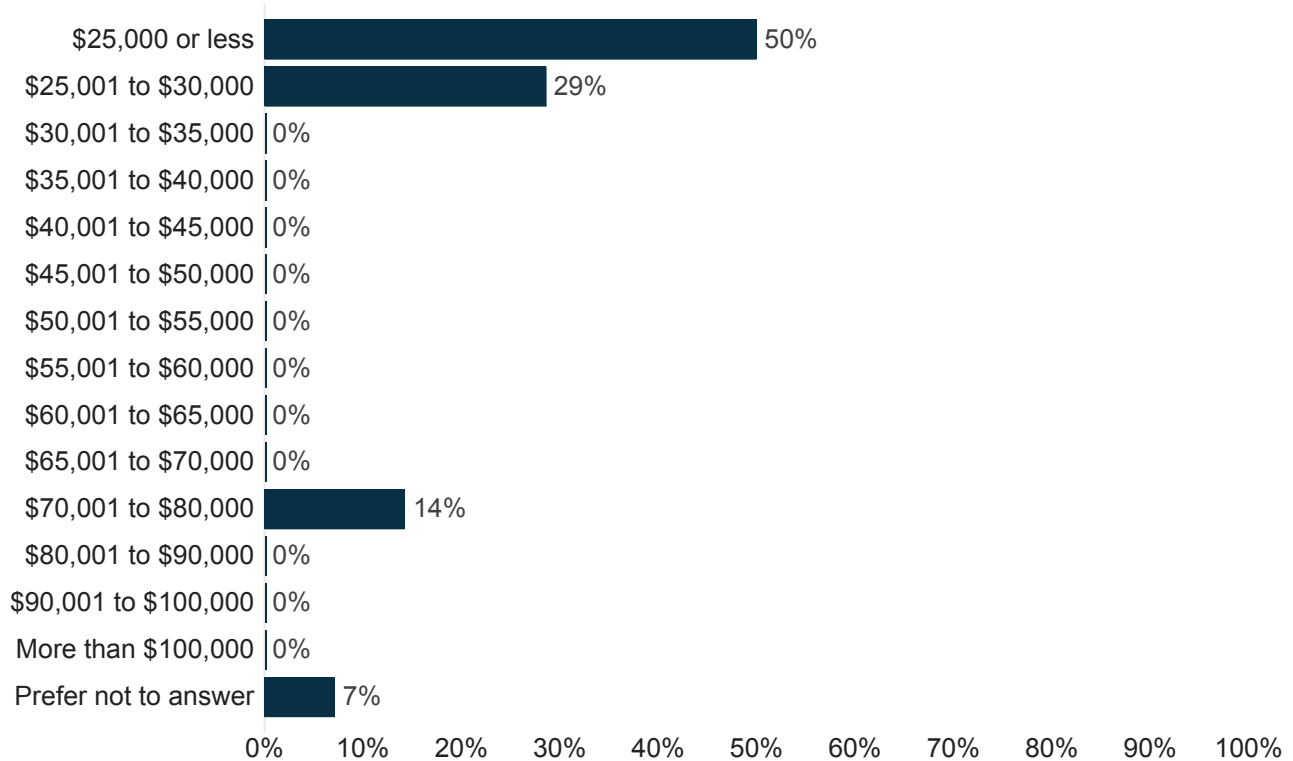
Other Country

Note: Only open-ended Other Country responses are summarized on this page. Numbers indicate frequencies for responses given by more than one student (n=2 responses total).

Rwanda
United States

Approximate salary (per year):

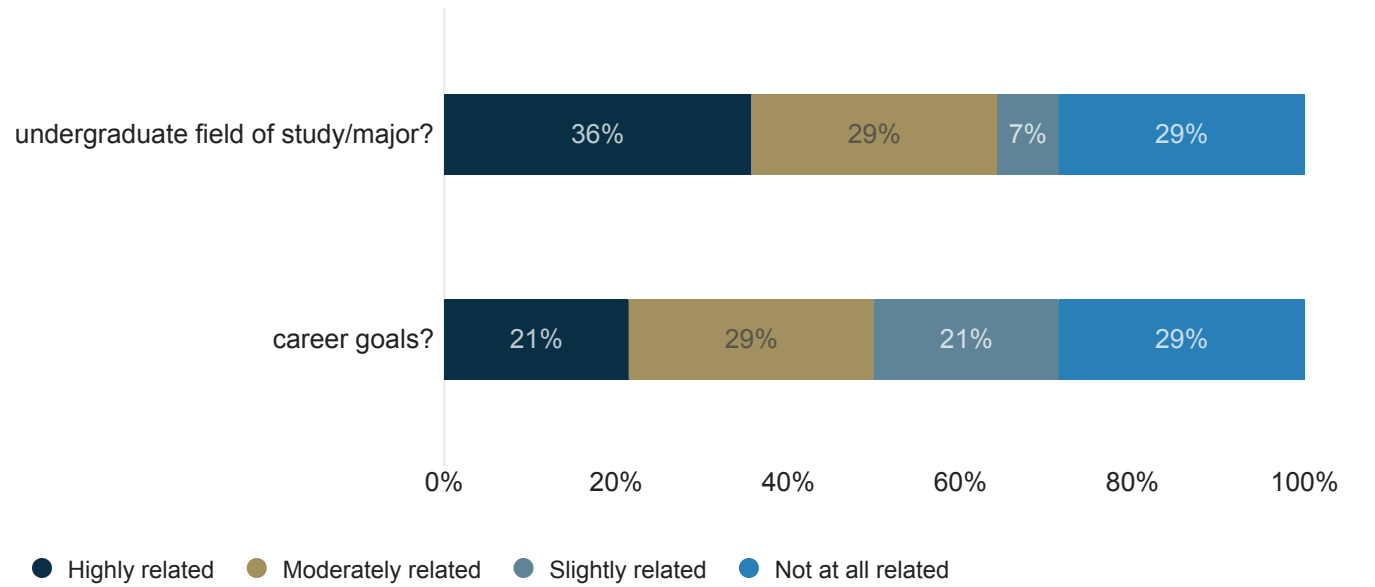
Note: Only respondents who said they obtained employment or an internship could answer this question.



Field	Choice Count
\$25,000 or less	7
\$25,001 to \$30,000	4
\$30,001 to \$35,000	0
\$35,001 to \$40,000	0
\$40,001 to \$45,000	0
\$45,001 to \$50,000	0
\$50,001 to \$55,000	0
\$55,001 to \$60,000	0
\$60,001 to \$65,000	0
\$65,001 to \$70,000	0
\$70,001 to \$80,000	2
\$80,001 to \$90,000	0
\$90,001 to \$100,000	0
More than \$100,000	0
Prefer not to answer	1

How closely related is this job to your:

Note: Only respondents who said they obtained employment or an internship could answer this question.

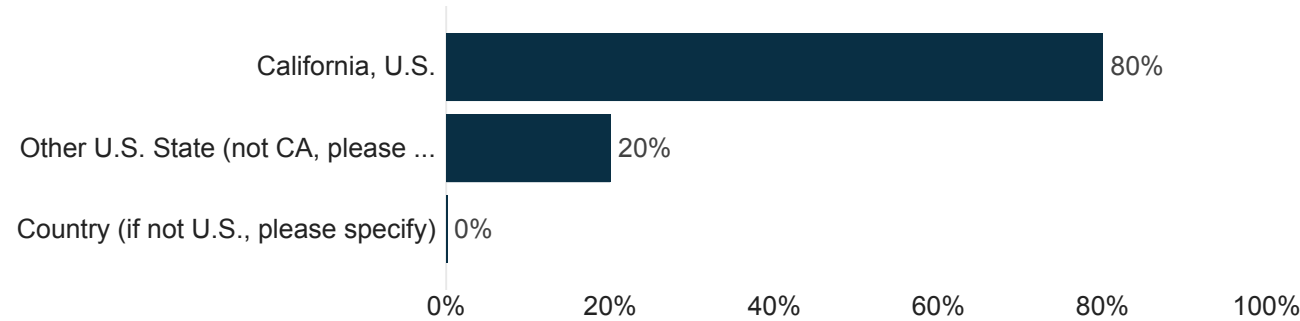


Field	Highly related	Moderately related	Slightly related	Not at all related	Total
undergraduate field of study/major?	5	4	1	4	14
career goals?	3	4	3	4	14

You said you are currently continuing your education since obtaining your undergraduate degree from UC Merced. Please provide some information about this education below.

Location - State (or country, if not U.S.)

Note: Only respondents who said they were continuing their education could answer this question.
Other responses are included on next page.



Field	Choice Count
California, U.S.	12
Other U.S. State (not CA, please specify)	3
Country (if not U.S., please specify)	0

You said you are currently continuing your education since obtaining your undergraduate degree from UC Merced. Please provide some information about this education below.

Location – State

Note: Only open-ended Other responses are summarized on this page. Numbers indicate frequencies for responses given by more than one student (n=15 responses total).

AL

Arizona (2)

Florida

Michigan

Missouri

New Jersey

NY

Ohio

Pennsylvania (2)

Texas (2)

Washington (2)

Location – Country

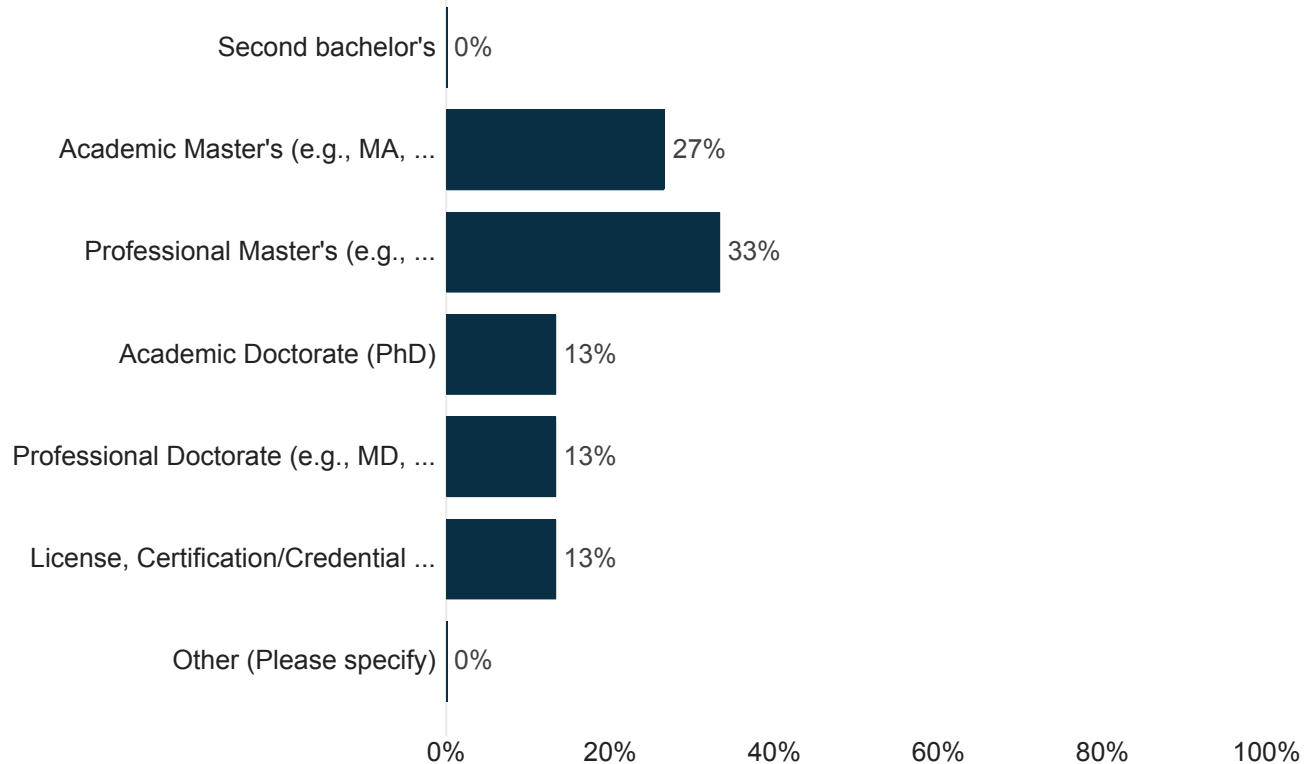
Note: Only open-ended Other responses are summarized on this page. (n=1 response total).

St. Maarten

You said you are currently continuing your education since obtaining your undergraduate degree from UC Merced. Please provide some information about this education below.

Degree Pursuing

Note: Question text in the figure is truncated, but full text is included in the table below. Only respondents who said they were continuing their education could answer this question. Other responses are included on next page.



Field	Choice Count
Second bachelor's	0
Academic Master's (e.g., MA, MS, MFA)	4
Professional Master's (e.g., MBA, MLS, MSW)	5
Academic Doctorate (PhD)	2
Professional Doctorate (e.g., MD, JD, EdD, PharmD, DVM, DDS, PsyD)	2
License, Certification/Credential (please specify)	2
Other (Please specify)	0

You said you are currently continuing your education since obtaining your undergraduate degree from UC Merced. Please provide some information about this education below.

License, Certification/Credential (please specify):

Note: Numbers indicate frequencies for responses given by more than one student. (N=25 responses total).

AAT
 ASE
 California Clinical Laboratory Scientist license
 California Teaching Credential
 certificate
 Certification and PMI Association
 Cls
 CLS Trainee
 CLS,MLS
 Court Interpreter
 EMT (2)
 Instrument/Commercial/Multi-Engine/CFI pilots certificate
 multiple subject teaching credential
 PA (2)
 Paramedic
 post baccalaureate program
 Real Estate (2)
 Secondary School Mathematics
 SIE, Series 7, Series 63
 Single-Subject Teaching Credential
 SQL certification
 SSCP - Health Science

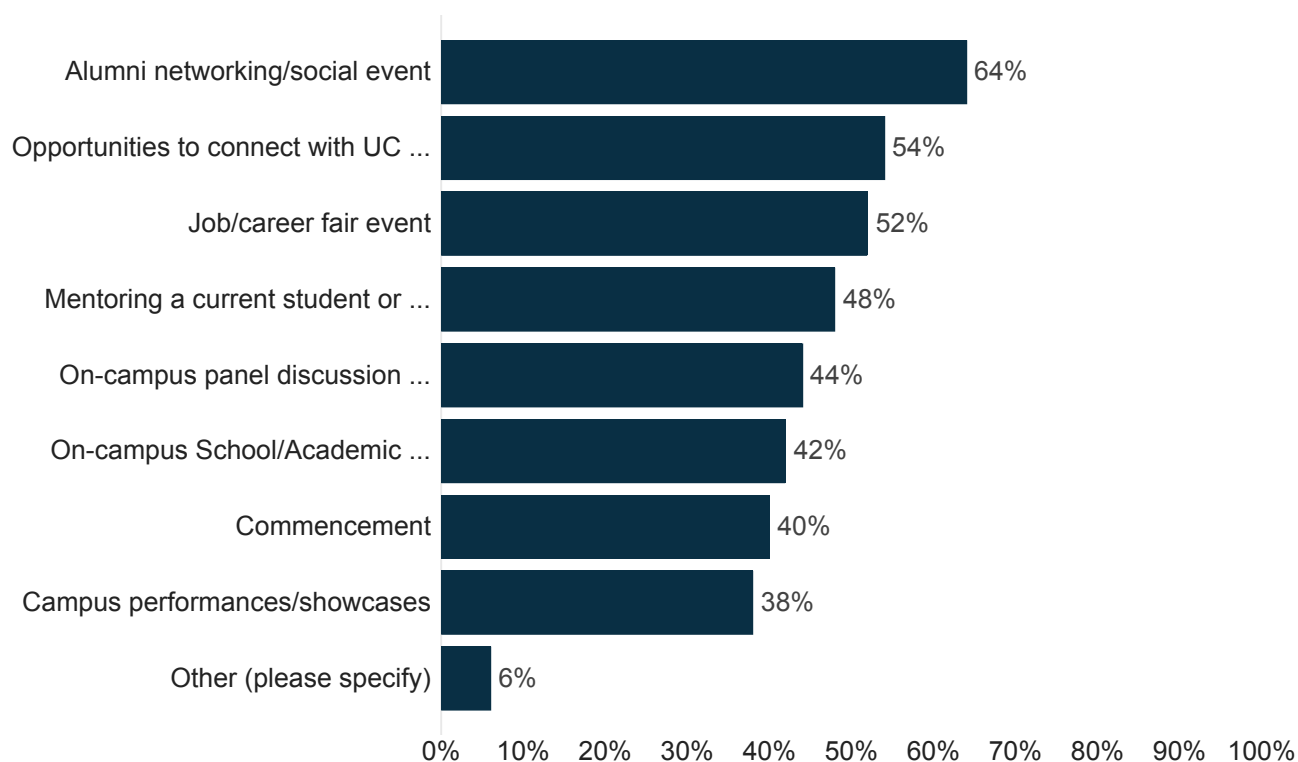
Other (please specify):

Note: Only open-ended Other responses are summarized on this page. Numbers indicate frequencies for responses given by more than one student (n=9 responses total).

Courses to raise GPA
 Dual masters MA and MLS
 extra courses
 Finishing requirements needed to apply for Physical Therapy School
 Non- Degree Seeking Pre Medical Post Baccalaureate
 Post-Baccalaureate Certificate
 Pre requisites (2)
 Take courses needed for PA school

We would like to engage our alumni in activities that enrich the UC Merced student experience. Please select the on-campus activities listed below in which you would be interested in participating. (Select all that interest you)

Note: Question text in the figure is truncated, but full text is included in the table below. Other responses are included on next page.



Field	Choice Count
Alumni networking/social event	32
Mentoring a current student or alumna/us	24
Job/career fair event	26
Commencement	20
On-campus panel discussion (e.g., career advice panel)	22
Opportunities to connect with UC Merced campus leadership (e.g., Chancellor, Vice Chancellors, Deans, etc.)	27
On-campus School/Academic Program event	21
Campus performances/showcases	19
Other (please specify)	3

We would like to engage our alumni in activities that enrich the UC Merced student experience. Please select the on-campus activities listed below in which you would be interested in participating. (Select all that interest you)

Note: Only open-ended Other responses are summarized on this page. Numbers indicate frequencies for responses given by more than one student (n=19 responses total).

AIAA Events

Alumni networking with undocumented student population

Any job

Anything related to Greek Life/OSL

Athletics (2)

CalTeach

Career Center Alumni & Economics and Business Management events

Definetly once I gain a few years of experience first

Guest Lectures

Gym use : health mentor for students that want to manage their health

i dont feel like driving 2 hours for this

n/a

None (3)

Research

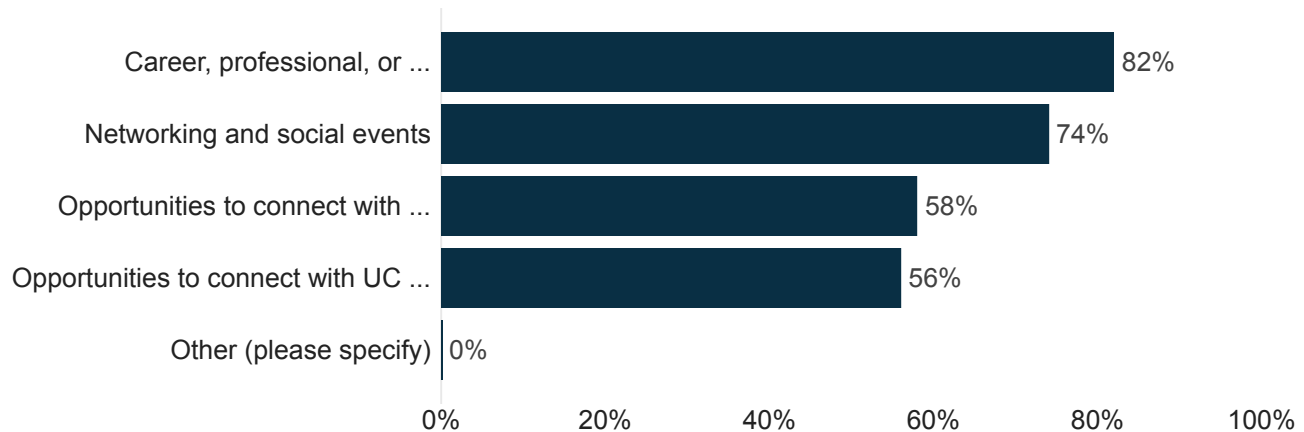
School projects, partnerships, research. I would love to stay connected with the UC Merced Community in ways that i can serve as an outlet or bridge the university to communities here in the Central Valley.

Our communities need us!

Study abroad/ scholarships to study abroad

Please select the regional activities in the area near where you live listed below in which you would be interested in participating. (Select all that interest you)

Note: Question text in the figure is truncated, but full text is included in the table below. Other responses are included on next page.



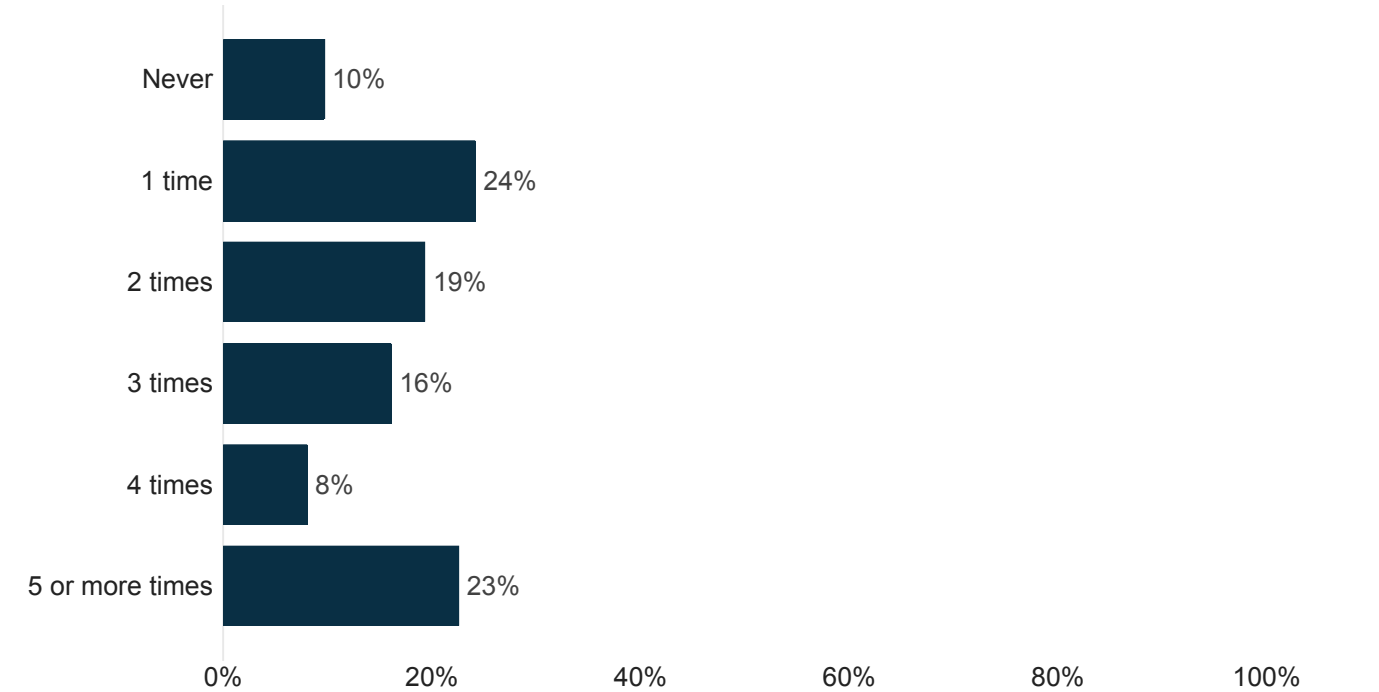
Field	Choice Count
Career, professional, or educational events	41
Networking and social events	37
Opportunities to connect with current and prospective UC Merced students	29
Opportunities to connect with UC Merced campus leadership (e.g., Chancellor, Vice Chancellors, Deans, etc.)	28
Other (please specify)	0

Please select the regional activities in the area near where you live listed below in which you would be interested in participating.

Note: Only open-ended Other responses are summarized on this page. Numbers indicate frequencies for responses given by more than one student (n=4 responses total).

event with services for undocumented students
None (3)

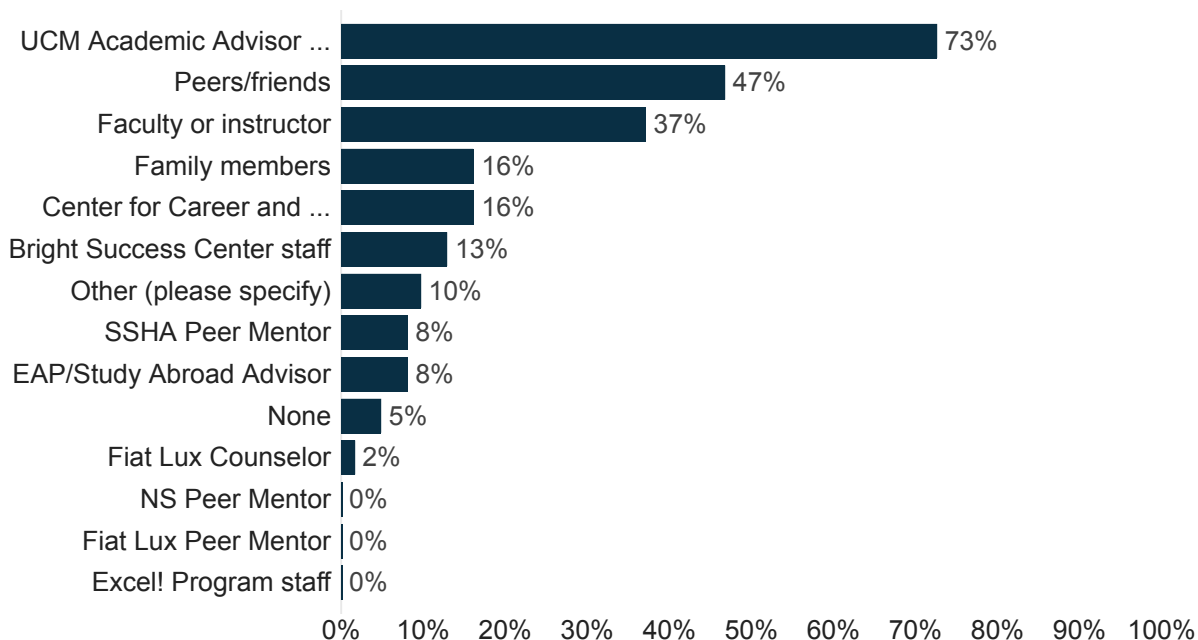
In the past year, how often did you visit a UC Merced academic advisor (a professional staff member in your School)?



Field	Choice Count
Never	6
1 time	15
2 times	12
3 times	10
4 times	5
5 or more times	14

In the past year, from whom did you seek advice to plan your academic path to graduation, including your major and/or minor? (select all that apply)

Note: Question text in the figure is truncated, but full text is included in the table below. Other responses are included below.



Field	Choice Count
None	3
UCM Academic Advisor (professional staff member in your School)	45
Bright Success Center staff	8
Center for Career and Professional Advancement staff	10
EAP/Study Abroad Advisor	5
Excel! Program staff	0
Faculty or instructor	23
Family members	10
Fiat Lux Counselor	1
Fiat Lux Peer Mentor	0
NS Peer Mentor	0
SSHA Peer Mentor	5
Peers/friends	29
Other (please specify)	6

In the past year, from whom did you seek advice to plan your academic path to graduation, including your major and/or minor? (select all that apply)

Note: Only open-ended Other responses are summarized on this page. Numbers indicate frequencies for responses from more than one respondent (n=29 responses total).

Alex Delgadillo

Audit

CalTeach faculty

CalTeach office

campus staff/supervisor

Disability Services Staff

Grad student mentors

Graduate students

major advisors (david jennings)

Margo F. Souza Student Leadership Center staff

Marie Supanich

My degree path

My mentor

MyAudit

Myself (4)

Myself, used the portal to check what classes I needed

Prof. Robert Rice and Prof. Abbas Ghassemi

Residence life Coordinator

SoE Advising

Student First Center (2)

TRV Fellow

TRV staff

UC Davis School of Law King Hall Outreach Program/UCLA Law School Central

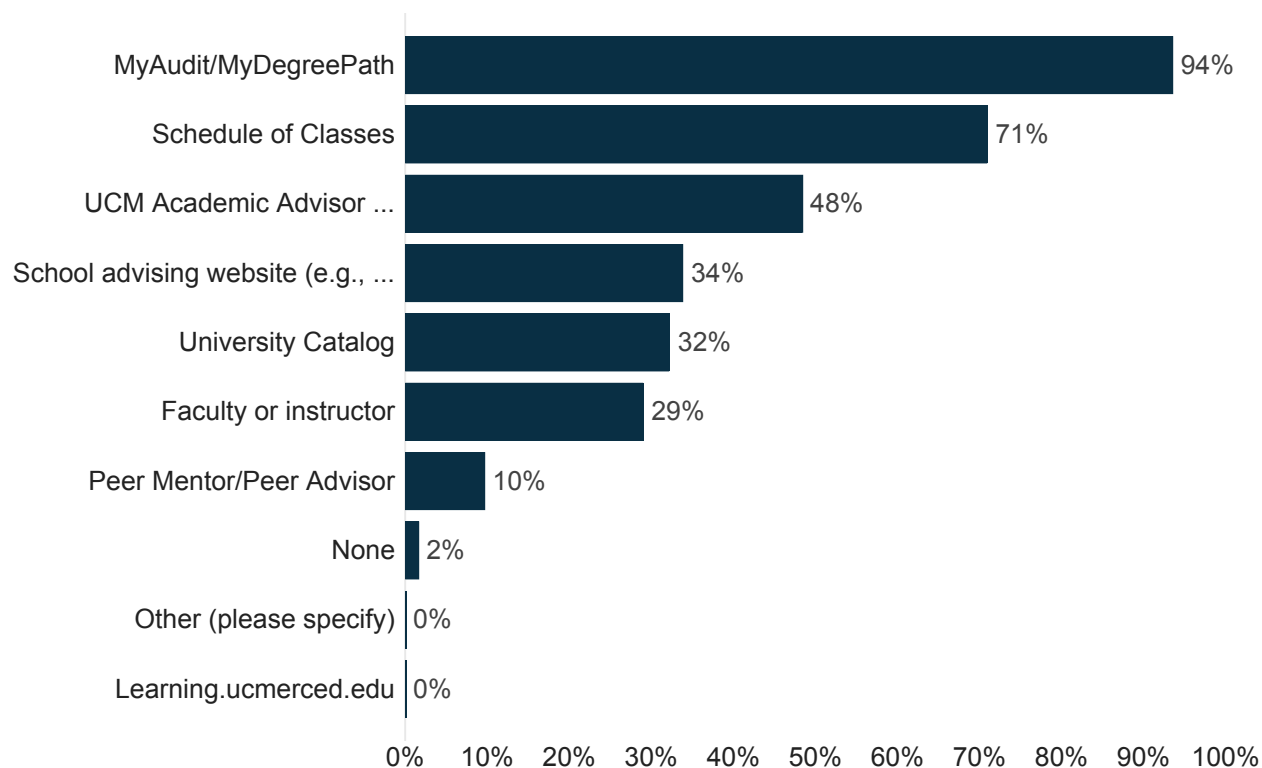
Valley Outreach Program

UROC (Undergraduate Research Opportunity Center)

Yosemite Leadership Program

In the past year, which campus resources/tools did you use to assist you in your academic planning? (select all that apply)

Note: Question text in the figure is truncated, but full text is included in the table below. Other responses are included below.



Field	Choice Count
MyAudit/MyDegreePath	58
Schedule of Classes	44
UCM Academic Advisor (professional staff member in your school)	30
University Catalog	20
School advising website (e.g., engr-advising.ucmerced.edu; ns-advising.ucmerced.edu; ssha-advising.ucmerced.edu)	21
Faculty or instructor	18
Peer Mentor/Peer Advisor	6
Learning.ucmerced.edu	0
Other (please specify)	0
None	1

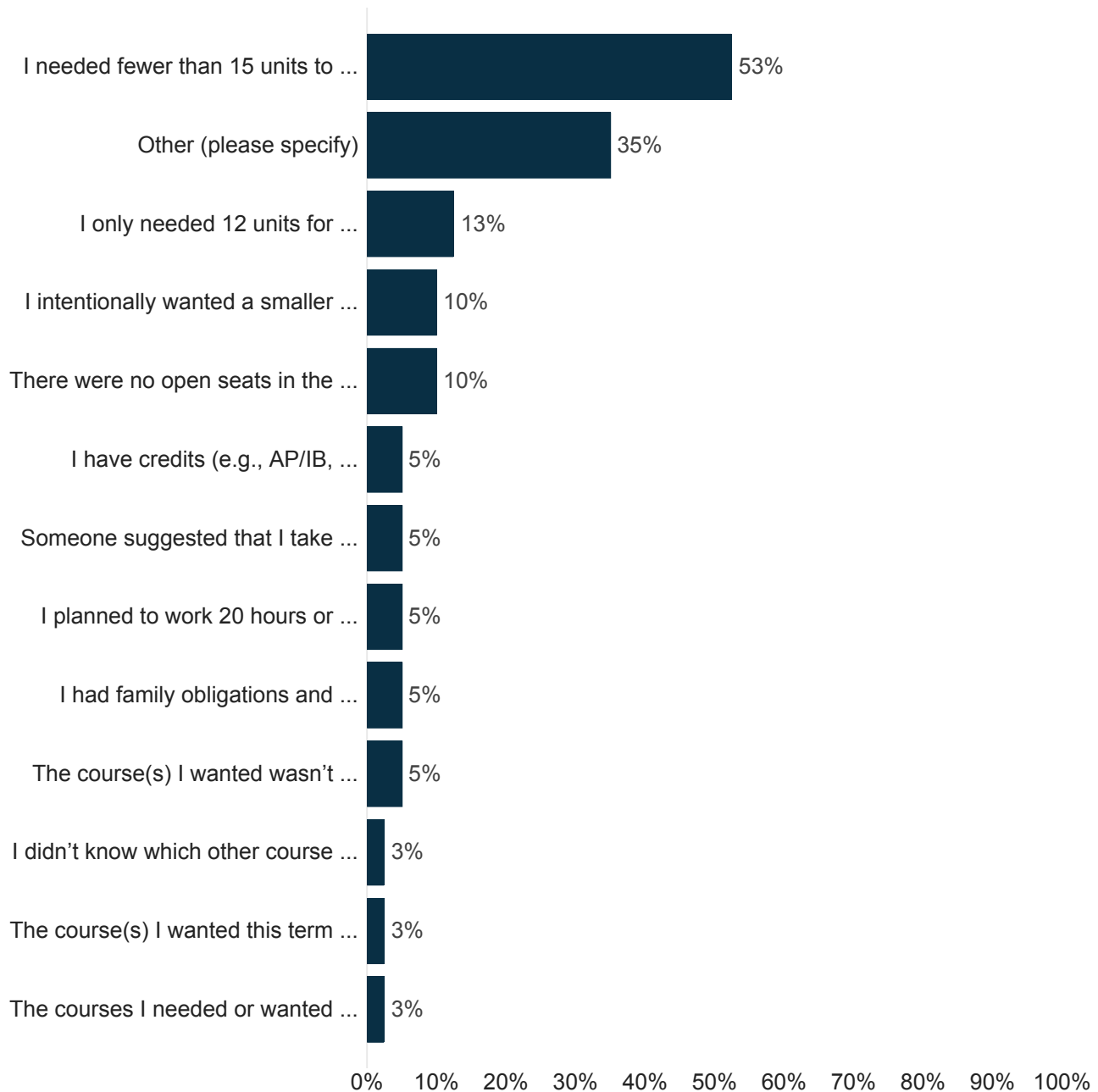
In the past year, which campus resources/tools did you use to assist you in your academic planning? (select all that apply)

Note: Only open-ended Other responses are summarized on this page. Numbers indicate frequencies for responses from more than one respondent (n=9 responses total).

BobcatCourses (2)
Family Member
friends
Graduate Student
Kong Moua
Myself (2)
PALS

Our records indicate you are not enrolled in 15 units this term. Please let us know why by selecting from the reasons below (select all that apply).

Note: Question text in the figure is truncated, but full text is included in the table below. Only students who were not enrolled in 15 units or more could answer this question. Other responses are included below.



Our records indicate you are not enrolled in 15 units this term. Please let us know why by selecting from the reasons below (select all that apply).

Field	Choice Count
I needed fewer than 15 units to complete my degree requirements in my final semester.	21
Other (please specify)	14
I only needed 12 units for Financial Aid.	5
I intentionally wanted a smaller course load.	4
The courses I needed or wanted conflicted with each other.	1
There were no open seats in the section(s) I needed.	4
I have credits (e.g., AP/IB, community college, other 4-year institution etc.) transferring to my UC Merced record.	2
The course(s) I wanted wasn't offered this term.	2
I planned to work 20 hours or more per week and needed a smaller course load.	2
I had family obligations and needed a smaller course load.	2
I didn't know which other course to take.	1
Someone suggested that I take 12 units.	2
The course(s) I wanted this term was cancelled.	1

Our records indicate you are not enrolled in 15 units this term.
Please let us know why by selecting from the reasons below
(select all that apply).

Note: Only open-ended Other responses are summarized on this page. Numbers indicate frequencies for responses from more than one respondent (n=89 responses total).

Actually, I'm taking 22 units this semester. 20 units to complete my double major and minor. 2 units for research.

Disability Services need extra time

Had an incomplete to work on.

I am currently enrolled in 16 units (38)

I am enrolled in 15 units this semester (4)

I am enrolled in 16 for Spring and 12 for Summer.

I am enrolled in 17 units this semester (5)

I am enrolled in 18 units this term. (8)

I am enrolled in 20 units (7)

i am enrolled in 4 classes but had to add the last class late since the registration page was done on my day to register and

I am enrolled in more but this is not counting the graduate course I am currently taking

I am enrolled in more than 15 units (4)

I am taking capstone which I have heard requires a lot of time.

I did not to overload myself with classes and end up failing rather than passing.

I dropped the fourth class I was taking because the professor was unprofessional and made unnecessary comments.

I ended up dropping one of my course

i one need a couple more classes to graduate

I planned on taking four classes this semester but one of the class was extremely problematic, unengaging, repetitive, and

I studied abroad last semester and I was waiting for my courses to transfer

I usually take 20 units but decided to take 16 units this semester to have an easy final semester. But also, I don't even know how to take each.

I wanted to take another GASP internship course, to prepare me for when I graduate

I was not permitted to enroll in an additional course (Petition of Excess Units Override was sadly denied)

I was suppose to have a job

In order to qualify for financial aid in the summer at UC Merced, I needed to take 12 units.

in UCEAP program

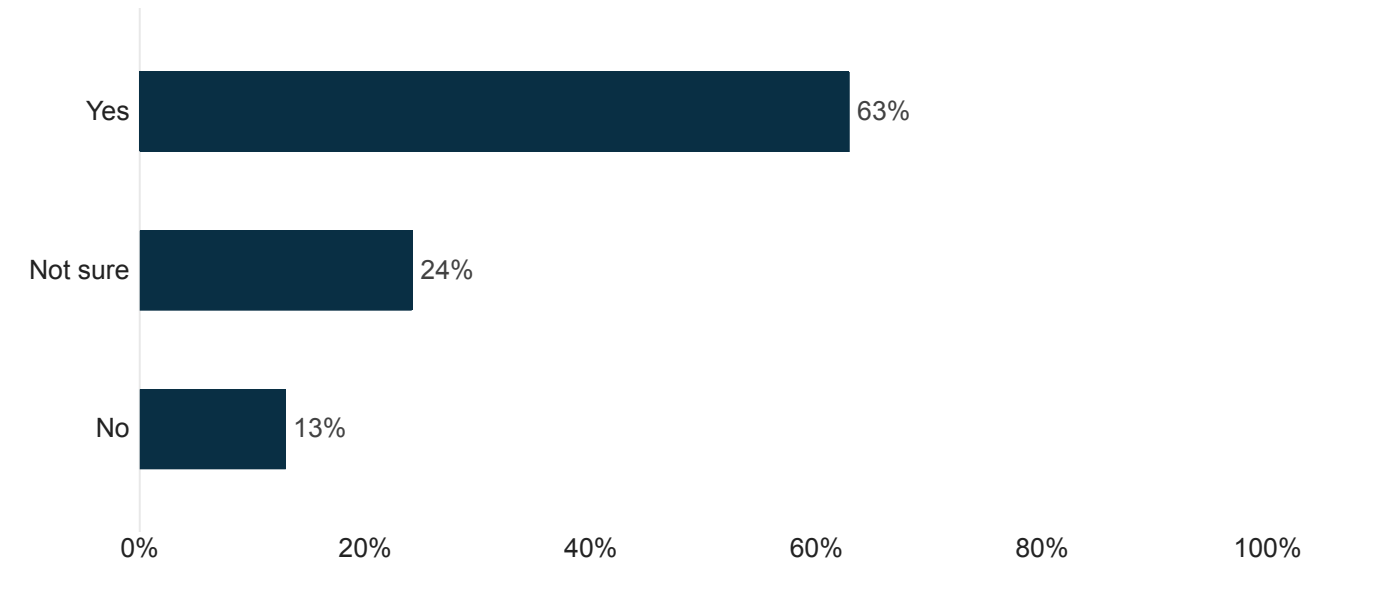
Independent Study Research

My advisors denied my request to remove ESS 001 from my catalog year.

Only need physio after

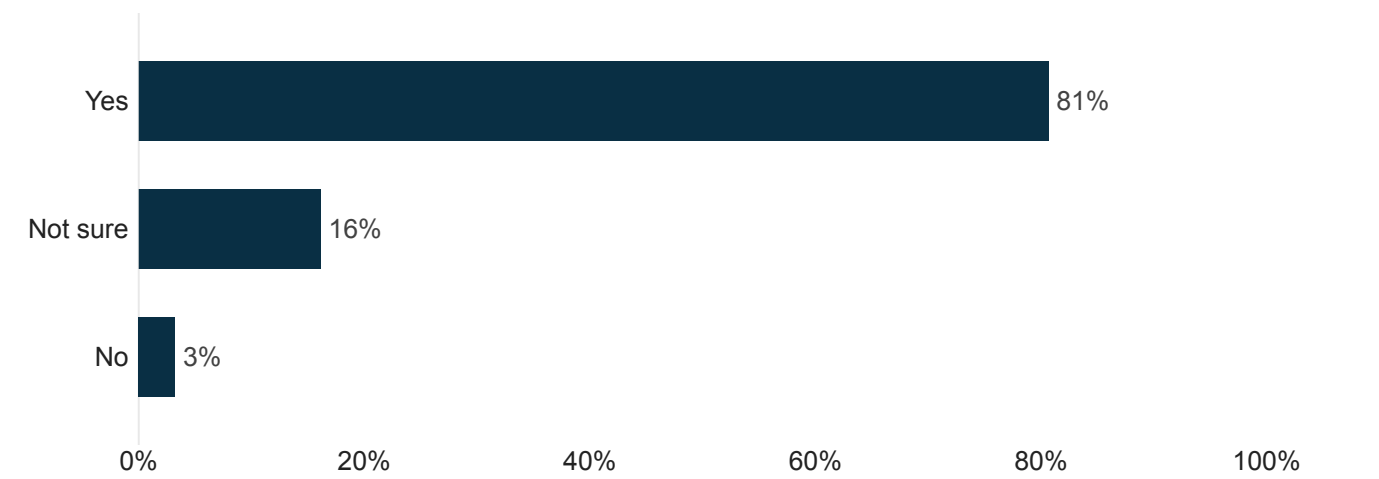
Taking research units as well

Would you chose UC Merced again if you were starting college all over?



Field	Choice Count
Yes	39
Not sure	15
No	8

Would you chose the same major(s) if you were starting college all over again?



Field	Choice Count
Yes	50
Not sure	10
No	2