



2020 Graduating Senior Survey Report

Prepared by Institutional Research and Decision Support

Last Updated: May 27, 2020

Response Rate: Of the 1605 students invited to complete the survey, 674 (42%) provided partial or complete responses. Because students could skip questions, response rates varied by question.

Administration: The survey was available for seniors to complete between April 6 and May 8, 2020. As an incentive, respondents were entering into drawings to receive 35 \$25 Amazon e-gift cards. Students could complete the survey by clicking their individualized link in personalized emails or by using an anonymous link that required authentication. Survey publicity and outreach was coordinated across multiple groups on campus: IRDS, Student Affairs, assessment managers, faculty, academic advisors, and others.

Respondent Characteristics: Please refer to Tables 1-4 below for respondent characteristics, including information about the representativeness of the sample relative to the invited population. The sample was roughly representative of the invitee population, and subgroup response rates were similar to the overall response rate of 42%, with few exceptions. Entering frosh were more likely to complete the survey than transfer students. Social Sciences, Humanities, and Arts majors were more likely to complete the survey than Engineering or Natural Sciences majors. This may be due to increased promotional efforts by Social Sciences, Humanities, and Arts. Women were more likely to take the survey than men, which is common in survey research. Other differences in response rates are likely due to small sample sizes for particular groups.

Report Notes: Unless otherwise noted, all students could answer each question on the survey. Students could choose to skip questions. Students were invited to take the survey if they had been awarded a degree or applied to receive a degree as of the 15th day of instruction in spring 2020. It is possible that some students completing the survey did not graduate, though all were seniors and responses still aid understanding of the experience of students close to graduation.

If you have questions about this report, please contact Andrea Hall-Cuccia (ahallcuccia@ucmerced.edu) in Institutional Research and Decision Support.

Table 1: Student Demographics

Student Characteristic	# Invited (of 1605 Total)	%Invited	# Responded (of 674 Total)	% Responded	Response Rate (# responded/ # Invited)
Entering Level					
Entering Frosh	1417	88%	604	90%	43%
Transfer Students	188	12%	70	10%	37%
Unknown					
Race/Ethnicity					
International	119	7%	54	8%	45%
Hispanic	838	52%	340	50%	41%
African American	77	5%	36	5%	47%
American Indian	1	<1%	0	0%	0%
Asian	333	21%	145	22%	44%
Pacific Islander	10	1%	5	1%	50%
White	178	11%	74	11%	42%
Multi-racial	42	3%	17	3%	40%
Unknown	7	<1%	3	<1%	43%
Gender					
Female	855	53%	405	60%	47%
Male	738	46%	261	39%	35%
Unknown	12	1%	8	1%	67%

Note: % values may not sum to 100% for a given characteristic due to rounding error.

Table 2: Student Demographics and School

Student Characteristic	# Invited (of 1605 Total)	%Invited	# Responded (of 674 Total)	% Responded	Response Rate (# responded/ # Invited)
First Generation Status					
First Generation	1164	73%	490	73%	42%
Non-First Generation	441	27%	184	27%	42%
Pell Grant Eligibility Status					
Pell Grant Eligible	1010	63%	417	62%	41%
Non-Pell Grant Eligible	595	37%	257	38%	43%
Student Characteristic	# Invited (of 1632 Total)	%Invited	# Responded (of 689 Total)	% Responded	Response Rate (# responded/ # Invited)
Engineering	359	22%	138	20%	38%
Social Sciences, Humanities, and Arts	871	53%	393	57%	45%
Natural Sciences	402	25%	158	23%	39%

Note: % Values may not sum to 100% for a given characteristic due to rounding error; School counts will sum to values greater than the overall invited and respondent student totals due to students with multiple majors - denominators are adjusted to the number of majors for this table.

Table 3: Student Majors

Student Major	# Invited (of 1632 total)	% Invited	# Responded (of 689 total)	% Responded	Response Rate (# responded/# invited)
ANTH – Anthropology	17	1%	8	1%	47%
BENG – Bioengineering	36	2%	9	1%	25%
BIOS – Biological Sciences	310	19%	112	16%	36%
CHEM – Chemical Sciences	35	2%	21	3%	60%
COGS – Cognitive Science	65	4%	28	4%	43%
CRES – Critical Race and Ethnic Studies	5	<1%	4	1%	80%
CSE – Computer Science & Engineering	155	9%	62	9%	40%
ECON – Economics	16	1%	9	1%	56%
ENG – English	20	1%	6	1%	30%
ENVE – Environmental Engineering	19	1%	10	1%	53%
ESS – Earth Systems Science	17	1%	11	2%	65%
GASP – Global Arts Studies	6	<1%	3	<1%	50%
HIST – History	19	1%	5	1%	26%
MATH – Mathematical Sciences	31	2%	12	2%	39%
MBE/MGMT – Management	175	11%	63	9%	36%
ME—Mechanical Engineering	141	9%	50	7%	35%
MSE—Material Science and Engineering	8	<1%	7	1%	88%
PH—Public Health	134	8%	68	10%	51%
PHIL—Philosophy	2	<1%	1	<1%	50%
PHYS—Physics	9	1%	2	<1%	22%
POLI—Political Science	66	4%	34	5%	52%
PSY—Psychology	250	15%	116	17%	46%
SOC—Sociology	89	5%	46	7%	52%
SPAN--Spanish	7	<1%	2	<1%	29%

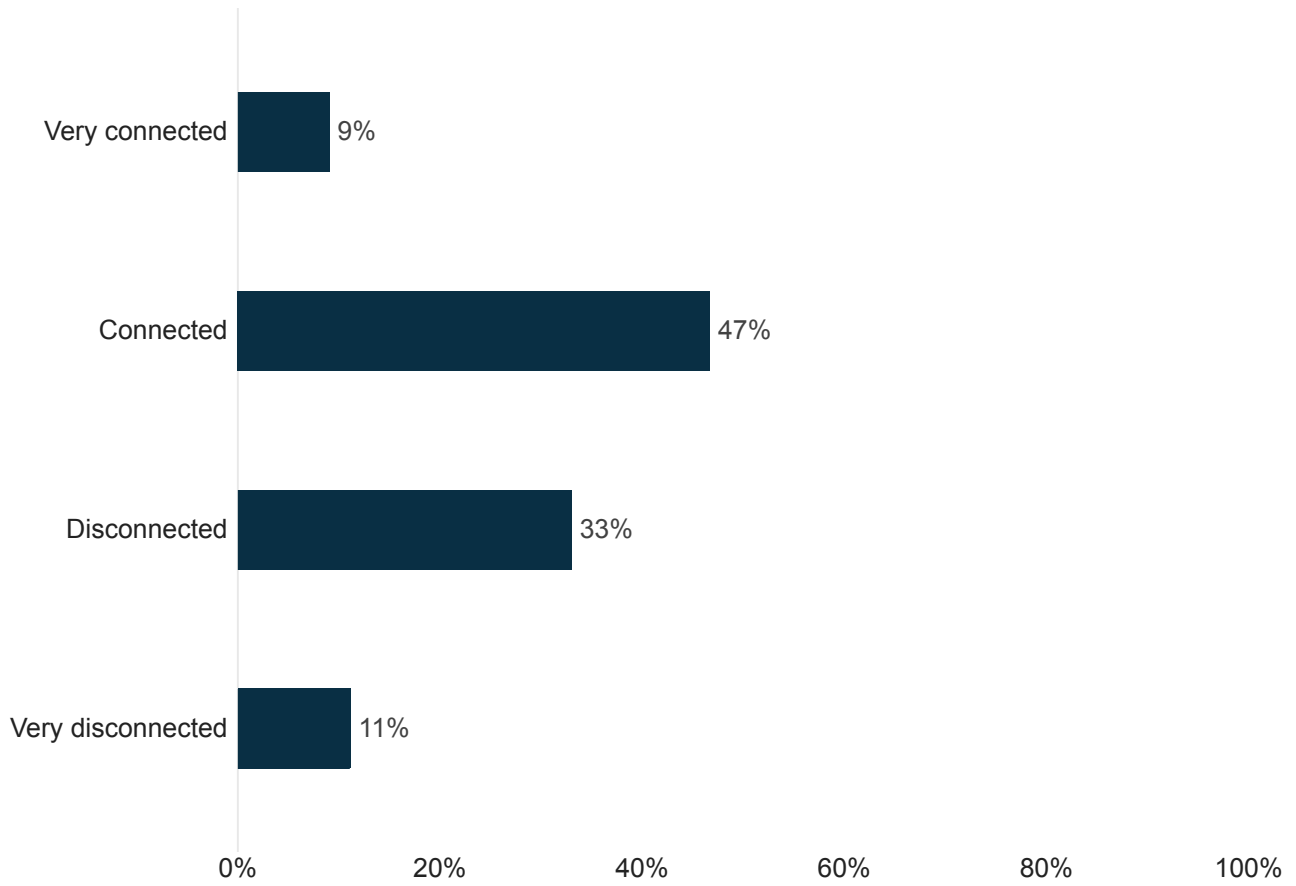
Note: % Values may not sum to 100% due to rounding error; Major counts sum to values greater than the overall invited and respondent student totals from Table 1 due to students with multiple majors - denominators are adjusted to the number of majors for this table and are noted in the header row of this table.

Table 4: Student Minors (Students with Minors)

Student Minor	# Invited (of 477 total)	% Invited	# Responded (of 227 total)	% Responded	Response Rate (# responded/# invited)
AMER—American Studies	2	<1%	1	<1%	50%
ANTH—Anthropology	8	2%	4	2%	50%
ARTS—Arts	3	1%	2	1%	67%
CCST—Chicano/Chicana Studies	2	<1%	1	<1%	50%
CHEM—Chemical Sciences	3	1%	1	<1%	33%
COGS—Cognitive Science	34	7%	15	7%	44%
CRS—Community Research and Service	7	1%	5	2%	71%
ECON—Economics	10	2%	7	3%	70%
ENG—English	6	1%	3	1%	50%
GASP—Global Arts Studies	10	2%	5	2%	50%
HIST—History	2	<1%	1	<1%	50%
MBE—Management	16	3%	6	3%	38%
MTHM—Applied Mathematics	13	3%	6	3%	46%
NSEC—Natural Sciences Education	4	1%	2	1%	50%
NSED—Natural Sciences Education with Teaching	35	7%	16	7%	45%
PH—Public Health	22	5%	10	4%	45%
PHIL—Philosophy	16	3%	3	1%	19%
PHYS—Physics	3	1%	3	1%	100%
POLI—Political Science	28	6%	13	6%	46%
PSY—Psychology	133	28%	53	23%	40%
SOC—Sociology	43	9%	27	12%	63%
SPAN—Spanish	46	10%	22	10%	48%
WRI/WRS--Writing	31	6%	21	9%	68%

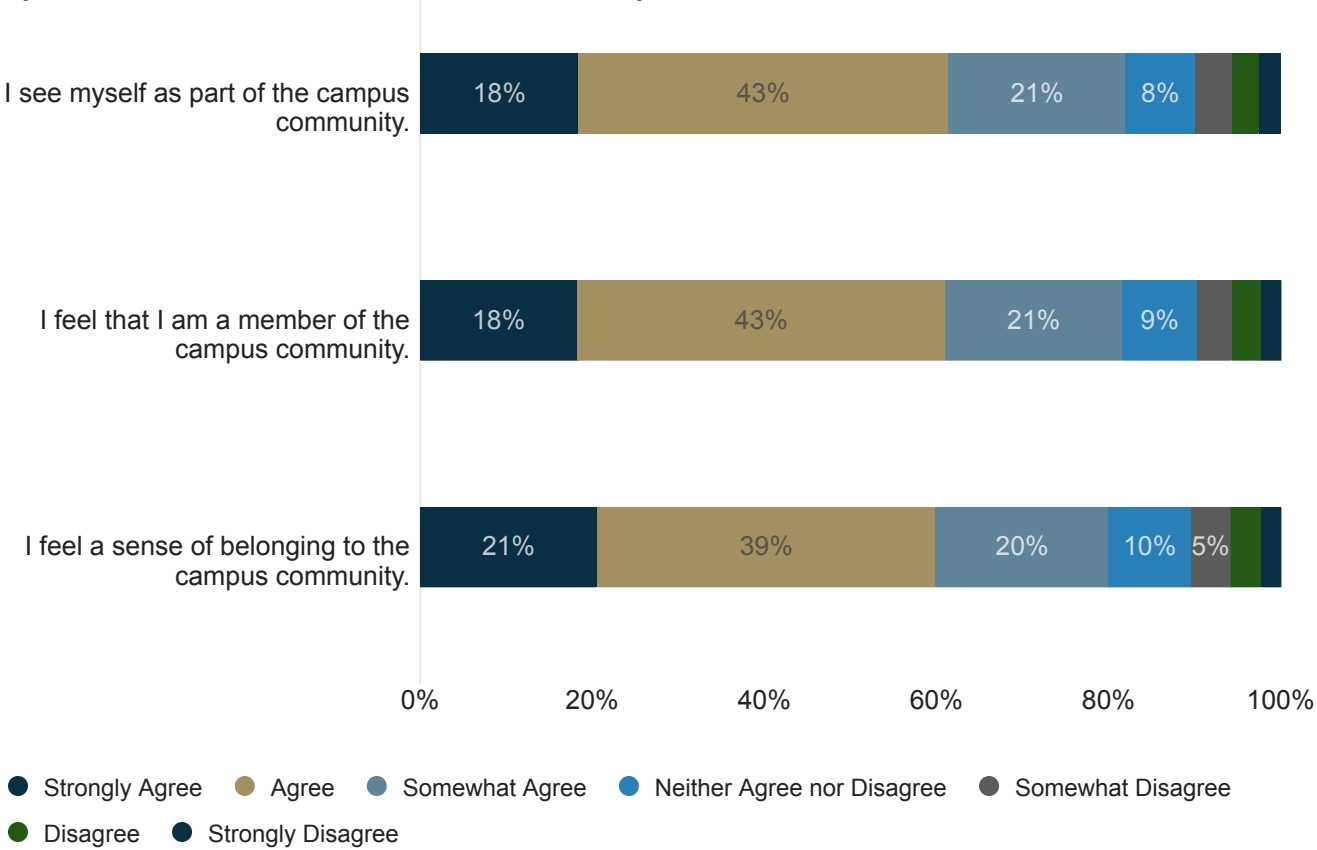
Note: % Values may not sum to 100% due to rounding error; Minor counts do not sum to the overall invited and respondent student totals from Table 1 because many do not have a minor, and some have multiple minors - denominators are adjusted to the number of minors for this table, and are noted in the header row of this table.

Today, how connected to or disconnected from UC Merced do you feel?



Field	Choice Count
Very connected	61
Connected	314
Disconnected	222
Very disconnected	75

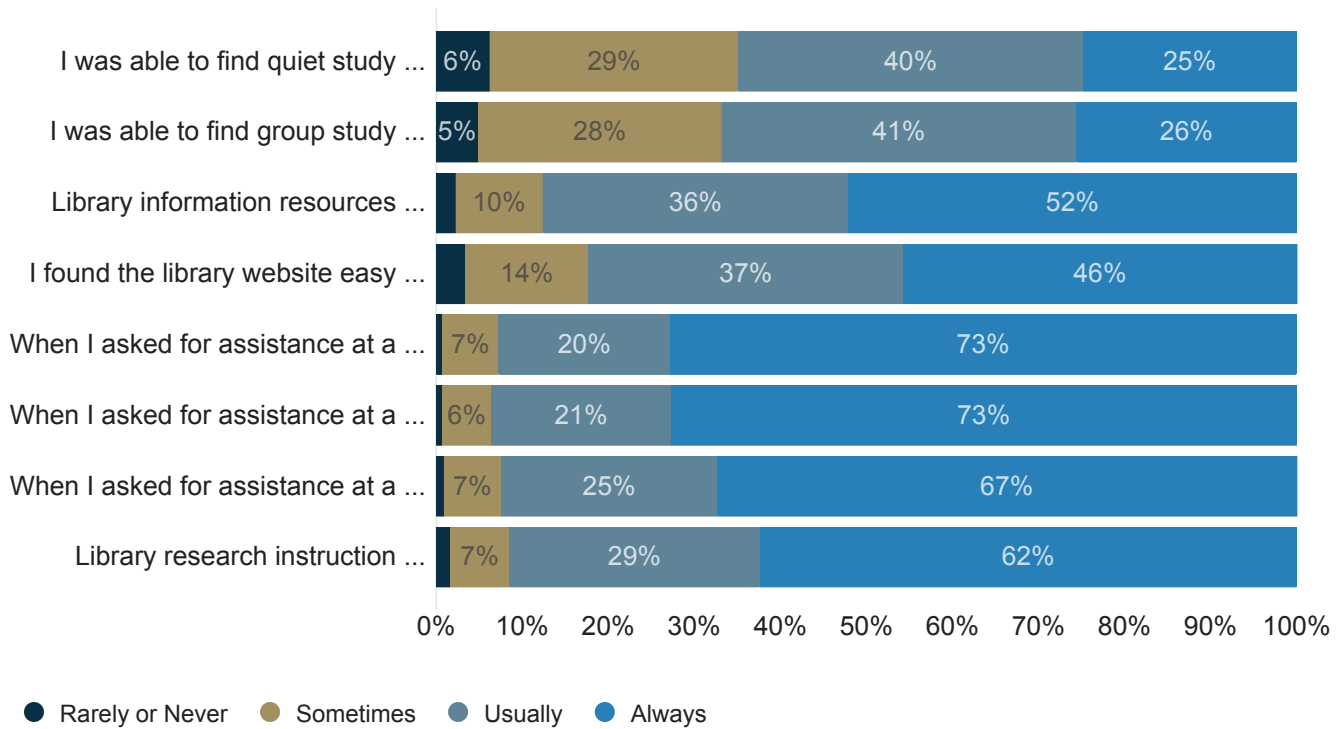
To what extent do you agree or disagree with each statement about your experience on the UC Merced campus.



Field	Strongly Agree	Agree	Somewhat Agree	Neither Agree nor Disagree	Somewhat Disagree	Disagree	Strongly Disagree
I see myself as part of the campus community.	124	289	139	54	29	21	17
I feel that I am a member of the campus community.	123	288	138	59	27	23	15
I feel a sense of belonging to the campus community.	138	264	135	64	31	24	15

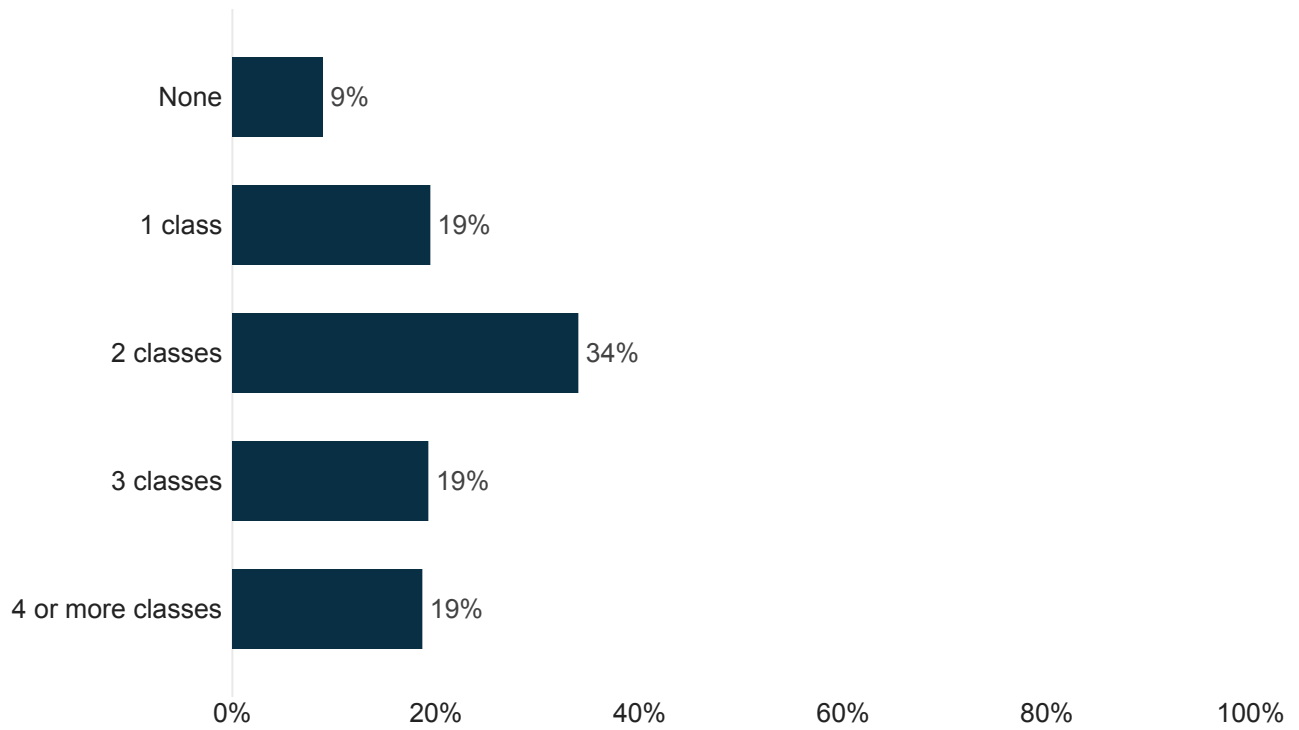
Please select your level of agreement or disagreement with the following statements about UC Merced's Library.

Note: Question text in the figure is truncated, but full text is included in the table below.



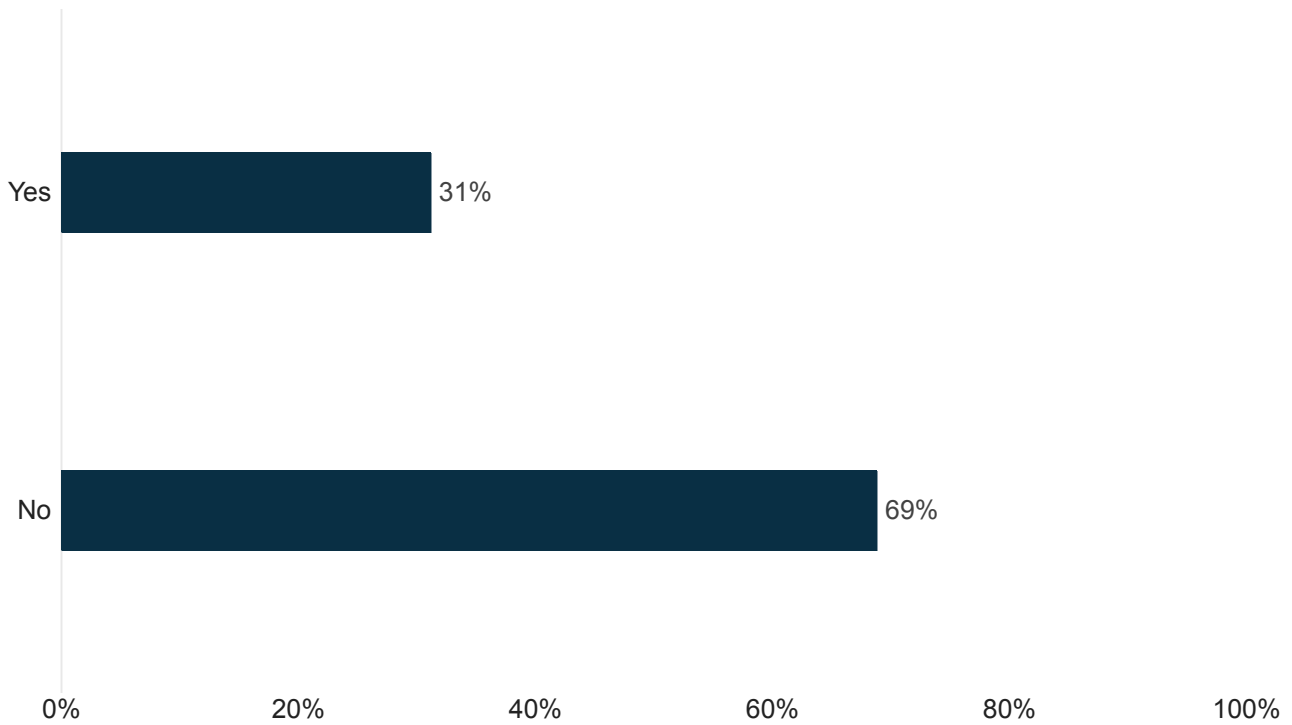
Field	Rarely or Never	Sometimes	Usually	Always
I was able to find quiet study space in the Library.	38	177	245	152
I was able to find group study space in the Library.	29	168	245	152
Library information resources (books, journals, databases, etc.) met my learning and research needs.	13	58	204	299
I found the library website easy to use.	20	85	217	271
When I asked for assistance at a library service desk, library staff were approachable and welcoming.	4	37	112	410
When I asked for assistance at a library service desk, library staff gave adequate attention to my question or need.	4	32	117	408
When I asked for assistance at a library service desk, library staff were knowledgeable about how to help.	5	37	140	375
Library research instruction helped me find suitable information resources for my papers and projects.	9	37	158	338

In how many classes did you receive library research instruction from library staff during your time at UC Merced?



Field	Choice Count
None	59
1 class	129
2 classes	226
3 classes	128
4 or more classes	124

Did you conduct research with a faculty member as an undergraduate at UC Merced? This is only for research or creative projects outside of regular course requirements during the academic year or summer. If you participated in more than one research effort, please consider the one you spent the most time on when completing this question.



Field	Choice Count
Yes	207
No	457

You said you conducted research with a faculty member outside of regular course requirements. Please complete the following information about your undergraduate research efforts.

Remember, if you participated in more than one research effort, please consider the one you spent the most time on when completing this question.

General field of research of the project in which you were involved

Note: Numbers indicate frequencies for responses given by more than one student (N=193 responses total).

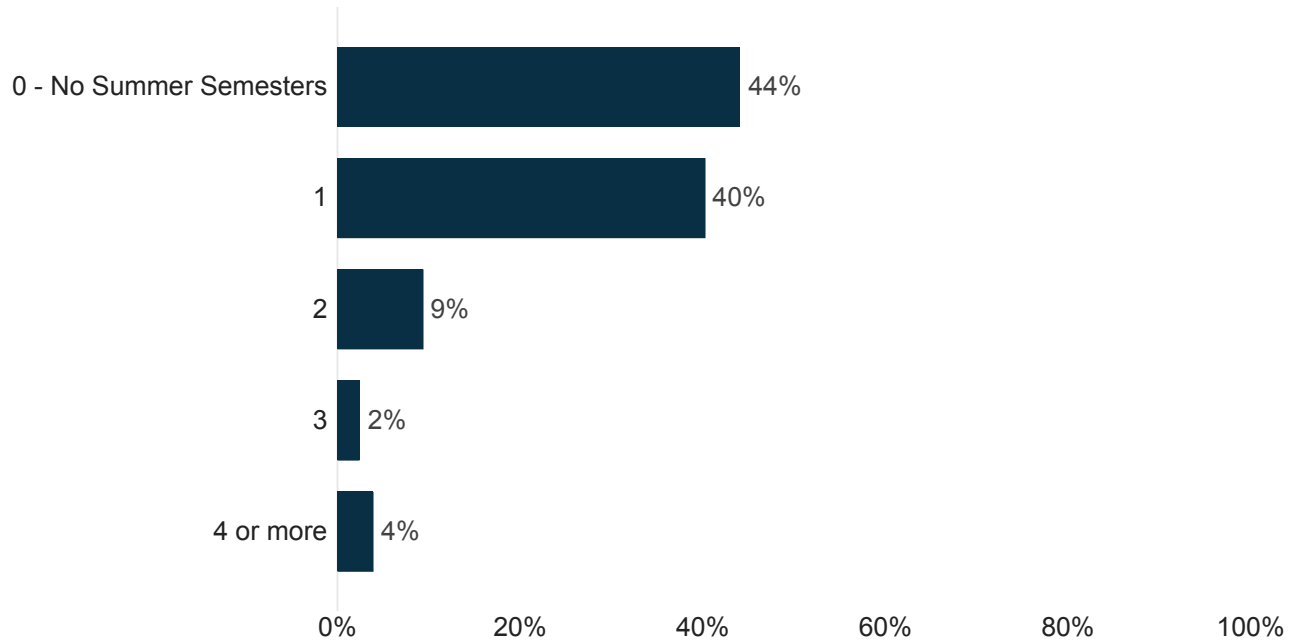
ACE overcomers	Ecology
Agriculture	Economics (4)
Anaerobic Digestion with Wastewater	Economics, archival research
Antibodies in Autoimmune Disease	Electrophysiology
Applied Mathematics (2)	Embryonic development
Augmented reality controles	Engineering
b cell	Environmental Engineering (4)
Behavioral Psychology	Environmental History
Bilingualism	Environmental Science
Biochemistry	EVLOS drone project
Biochemistry/Biophysics	Evolution Ecology
Bioengineering (5)	Field work
Biology (5)	Film and Sociology
Biomembranes	Fluids and Mechatronics
Biophysics, microtubule dynamics	Geophysics and soil science
Cardiovascular Tissue Engineering	Grassland Reserve Conservation
Central Valley youth voter engagement	Health Behaviors
Chemistry (6)	Health Policy
Child Development (3)	Health Psychology (7)
Cognitive Recognition, eye-tracking, decision making	Heat exchanger topology, plasma activation with biochar
Cognitive Science (9)	Heat transfer
Computer Science and Engineering (4)	Housing insecurity and health in rural United States
Computer Vision	HRI, Skydiving and VR
Critical Race Ethnic Studies	Human Computer Interaction
Computer Science and Engineering: User Experience and User Interface	Humanities
Desalination	Hydrology/Watershed Managent
Developmental Psychology (3)	Immunology (4)
Drones/UAVs	Incarceration
	Industrial Automation
	John Muir Geo - Tourism App

Kite Power Life Cycle Assessment
 Language Segmentation
 Legal
 Machine Learning (2)
 Marine Ecology
 Material Science and Engineering (7)
 Mathematics
 Mechanical Engineering (2)
 Mechatronics (2)
 Mercury
 Metabolism
 Microbial ecology
 Modeling
 Motion planning, robotics
 music memory within diverse communities
 Natural Science: Clinical Nutritional Research
 NCPD
 Neurobio
 Neuroscience
 Nicotine & Cannabis; COVID-19
 Oral Health Needs Assessment
 Organic Chemistry (2)
 Partial differential equations
 Physical Chemistry (Catalysis and Nanomaterials)
 Physics (2)
 Physiology
 Political Science (2)

Political Violence (3)
 Psy/PH
 Psychology (10)
 Psychology: early cognition and language
 Public Health (7)
 Public Health, Health Policy
 Quantitative and Systems Biology
 Quantum Dots
 Robotics
 Social Psychology
 Sociology (5)
 soil biogeochemistry
 Soil Science (2)
 Stable isotope chemistry (2)
 Stress and Health Lab (3)
 Student Involvement Research
 Student Success Internship: Sense of Belonging
 Swarm Drone
 The effects of deportation and incarceration on families
 Threat decision making
 Tribology (2)
 UAS Programs of State DOTs
 UGV
 unidos por salud
 Unmanned Aircraft Systems
 water system management

Approximate number of summer semesters you were involved in this research:

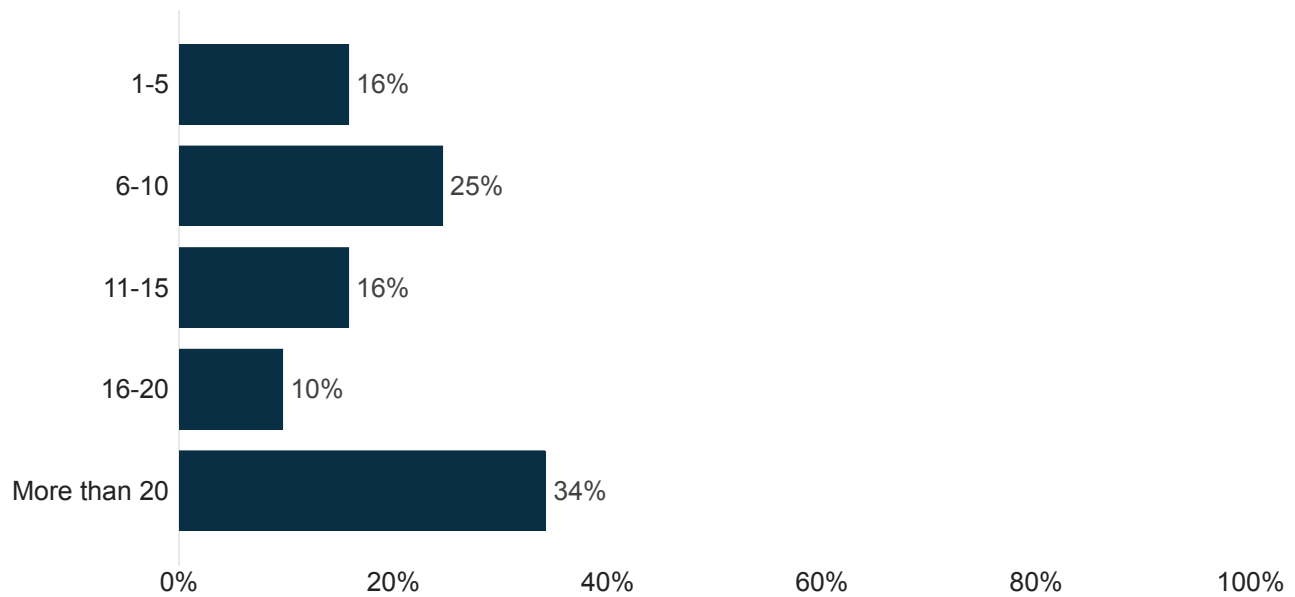
Note: Only respondents who said they conducted research with a faculty member could answer this question.



Field	Choice Count
0 - No Summer Semesters	90
1	82
2	19
3	5
4 or more	8

You said that you conducted research during a summer semester.
Approximately how many hours per week were you involved in this
research?

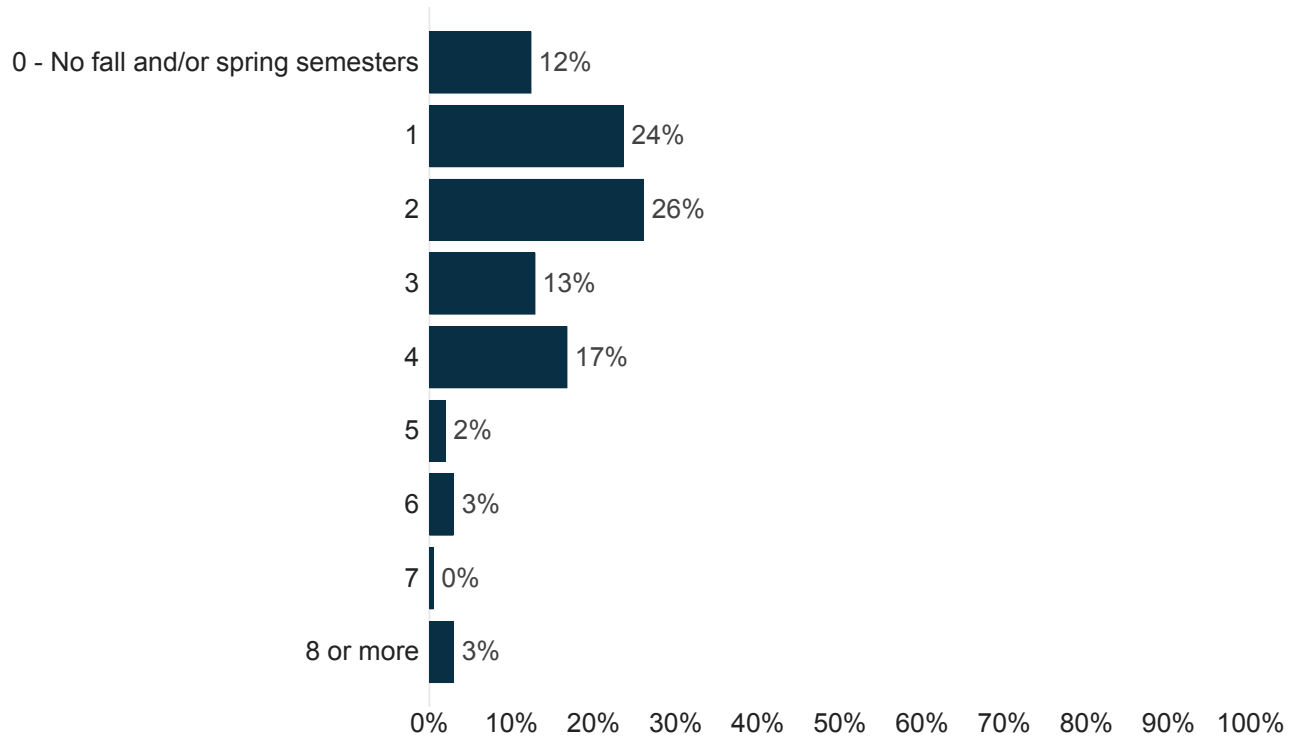
Note: Only respondents who said they conducted research with a faculty member during a summer session could answer this question.



Field	Choice Count
1-5	18
6-10	28
11-15	18
16-20	11
More than 20	39

Approximate number of fall and/or spring semesters you were involved in this research:

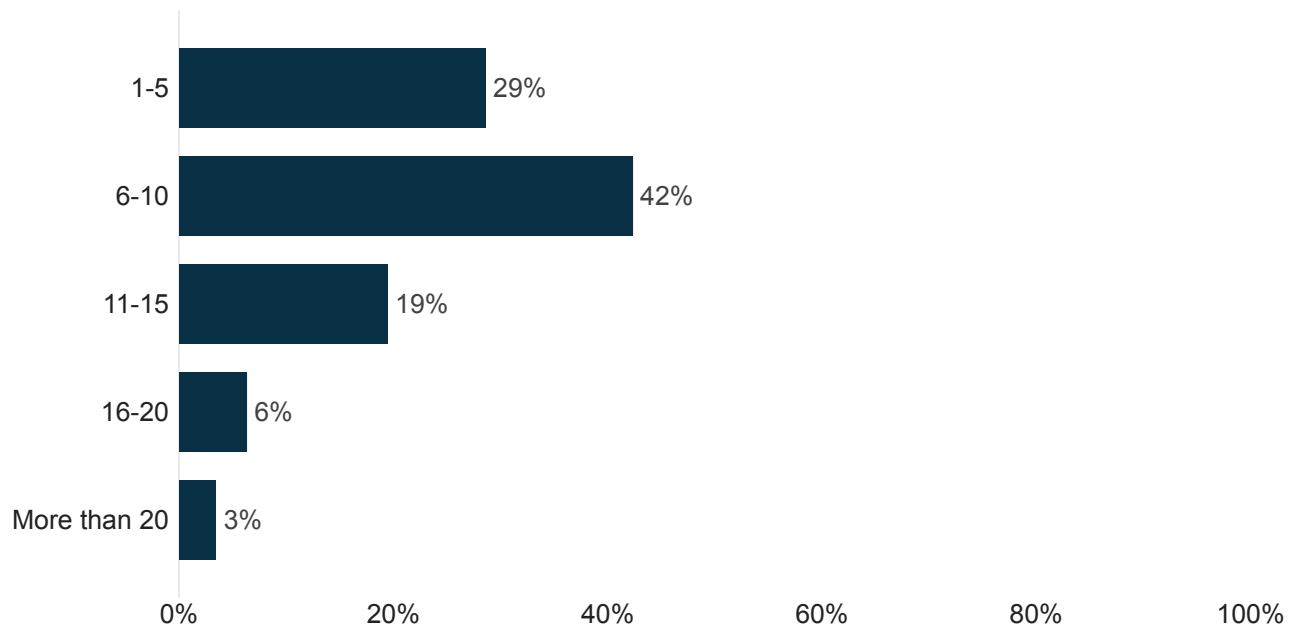
Note: Only respondents who said they conducted research with a faculty member could answer this question.



Field	Choice Count
0 - No fall and/or spring semesters	25
1	48
2	53
3	26
4	34
5	4
6	6
7	1
8 or more	6

You said you conducted research during a fall and/or spring semester. Approximately how many hours per week were you involved in this research?

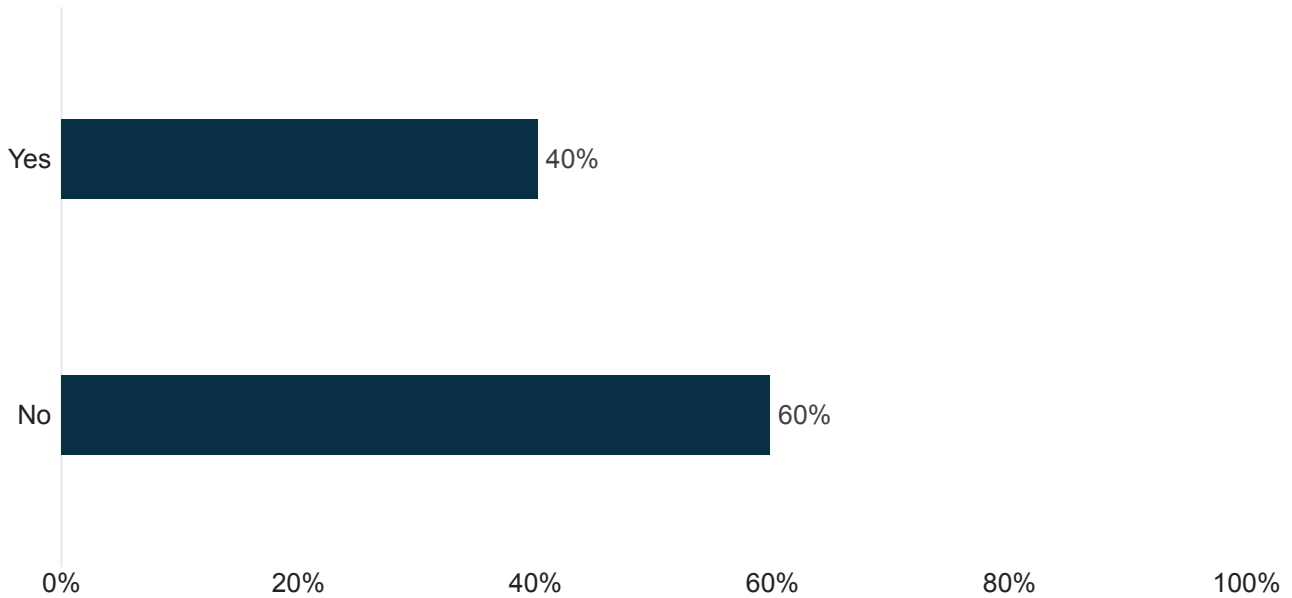
Note: Only respondents who said they conducted research with a faculty member during a fall and/or spring semester could answer this question.



Field	Choice Count
1-5	50
6-10	74
11-15	34
16-20	11
More than 20	6

Did you present results from your research outside the classroom at UC Merced or elsewhere? (e.g., at UC Merced Research Week, in publications, at conferences)

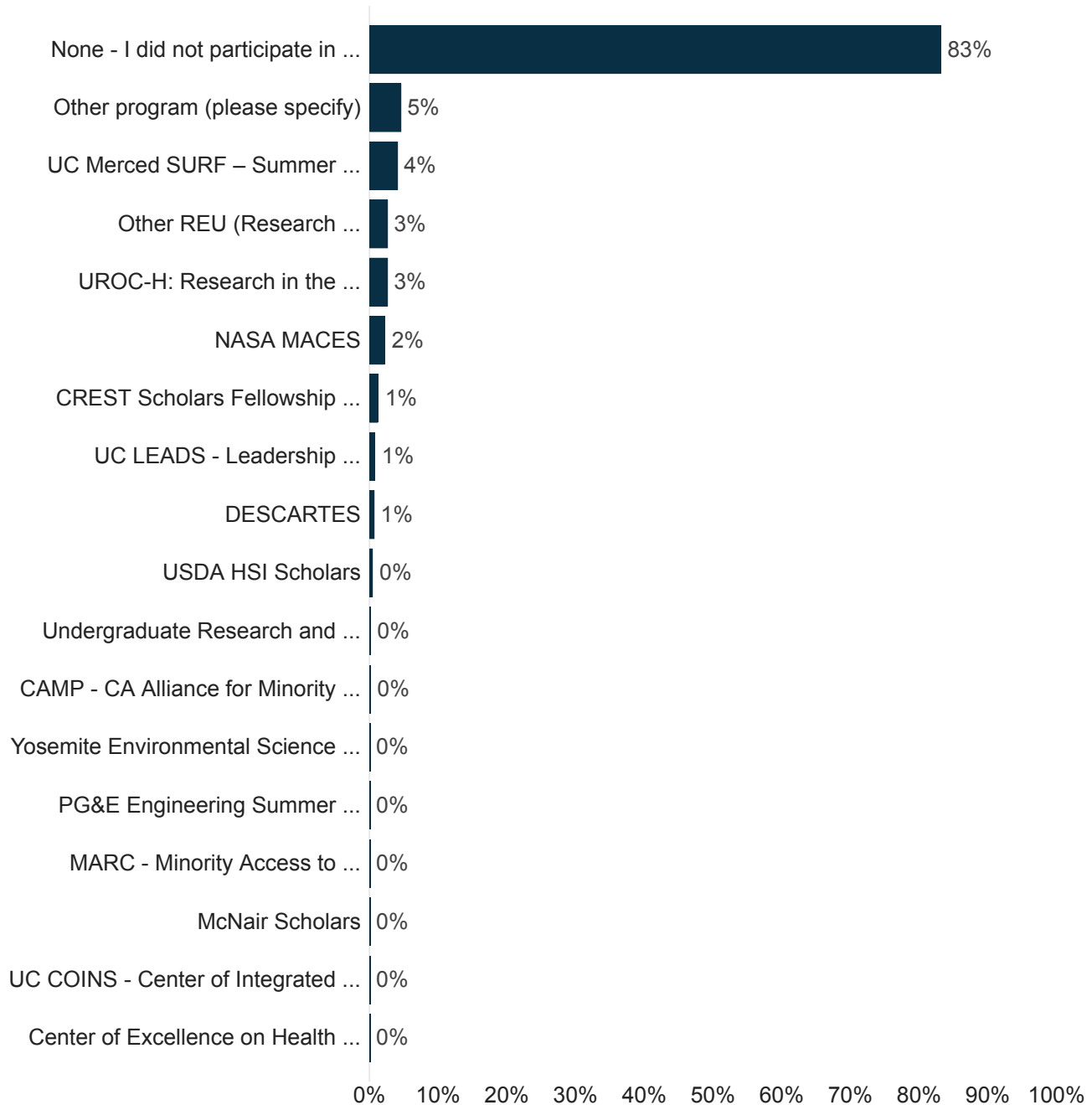
Note: Only respondents who said they conducted research with a faculty member could answer this question.



Field	Choice Count
Yes	82
No	122

In which of the following formal undergraduate research or graduate preparation programs did you participate at UC Merced? (Please select all that apply.) Note that we are asking about formal programs such as those listed below, not research with faculty on a volunteer basis, for course credit, or for pay.

Note: Question text in the figure is truncated, but full text is included in the table below. Other responses are included on p.19 and 20.



In which of the following formal undergraduate research or graduate preparation programs did you participate at UC Merced? (Please select all that apply.) Note that we are asking about formal programs such as those listed below, not research with faculty on a volunteer basis, for course credit, or for pay.

Field	Choice Count
None - I did not participate in formal research or preparation programs at UC Merced	513
Other program (please specify)	28
UC Merced SURF – Summer Undergraduate Research Fellowship	25
Other REU (Research Experience for Undergraduates) (please specify)	16
UROC-H: Research in the Humanities	16
NASA MACES	14
CREST Scholars Fellowship Program	8
UC LEADS - Leadership Excellence through Advanced Degrees	5
DESCARTES	4
USDA HSI Scholars	3
Undergraduate Research and Mentoring Program in Computational Biology	1
CAMP - CA Alliance for Minority Participation in Science, Engineering and Mathematics	1
Yosemite Environmental Science REU (Research Experience for Undergraduates)	0
PG&E Engineering Summer Scholars	0
MARC - Minority Access to Research Careers	0
McNair Scholars	0
UC COINS - Center of Integrated Nanomechanical Systems	0
Center of Excellence on Health Disparities	0

In which of the following formal undergraduate research / graduate preparation programs did you participate at UC Merced? (Other REU)

Note: Only open-ended Other REU responses are summarized on this page. Numbers indicate frequencies for responses given by more than one student (n=16 responses total).

Civic Capacity Research Initiative

EBICS (2)

Elizabeth Dumont Lab

KURE

MESA

NCPC

No program just worked for a professor for experience

NSF

Political Science Lab ad research assistant

SACNAS

Upper Div Research

UROC - NSF Petra

UROC SOAR (2)

Washington State University

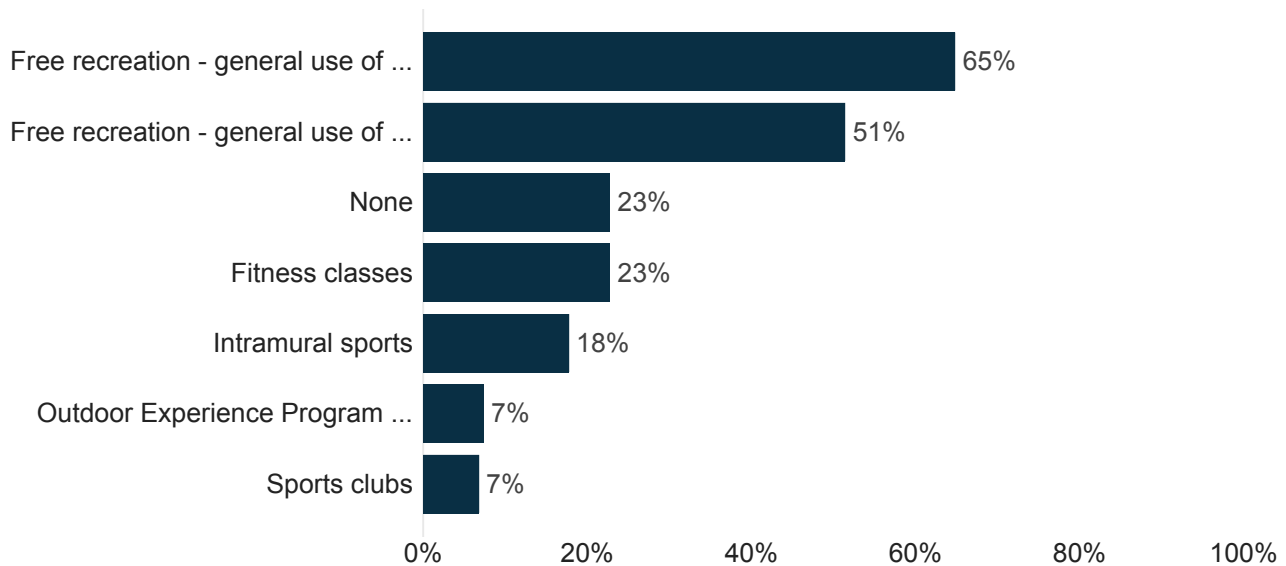
In which of the following formal undergraduate research / graduate preparation programs did you participate at UC Merced?

Note: Only open-ended Other responses are summarized on this page. Numbers indicate frequencies for responses given by more than one student (N=28 responses total).

American Physiological Society
 Caltech's NSED 150 Research and methods course
 CCRI (Civic Capacity Research Initiative)
 CITI
 Cultural Diversity and Inclusivity in Academia (CDIA)
 Individual Research PSY 195
 Interpersonal Development Lab
 MacREU [at UC Riverside]
 MHIRT
 Misp (DOE) under peggy o days lab for water quailtiy and enviromental chemistry
 nicotine and cannabis policy center (3)
 Participating this summer 2020: UC Merced SOAR, UROC Program
 Political Violence Lab
 SEAPHAGES-Bioinformatics Guide and DNA MASTER for BIO127BL (Virology Lab B)
 SONA studies
 Student Success Internship (2)
 Translational Research Center
 Uc Merced Mercy Hospital volunteer program
 UCEAP- study abroad
 URJ UROC
 UROC
 UROC SOAR
 UROC- SURF
 WRI 131C
 YLPSI

In which Recreation and Athletics programs did you participate at any time during your undergraduate studies at UC Merced? (Please select all that apply.)

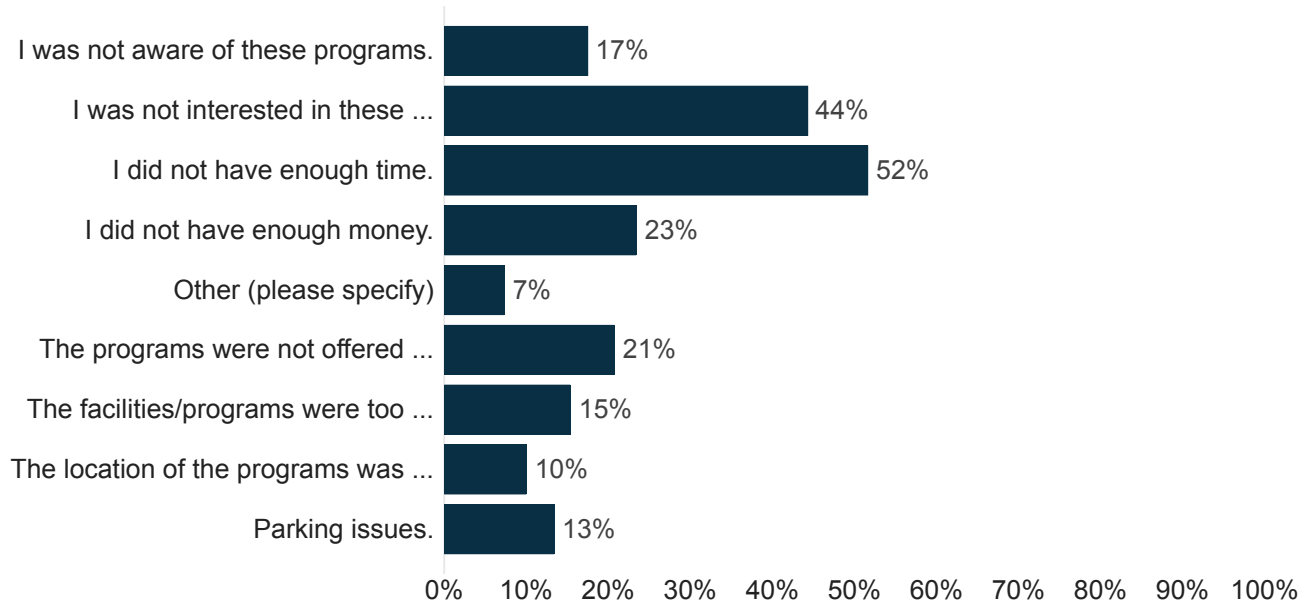
Note: Question text in the figure is truncated, but full text is included in the table below.



Field	Choice Count
Free recreation - general use of the Gallo Recreation Center	425
Free recreation - general use of the SAAC Weight Room	337
None	149
Fitness classes	149
Intramural sports	116
Outdoor Experience Program (outdoor trips)	48
Sports clubs	44

Why did you choose not to participate in any Recreation and Athletics programs? (please select all that apply) - Selected Choice

Note: Only respondents who indicated they didn't participate could answer this question. Question text in the figure is truncated, but full text is included in the table below. Other responses are included on the next page.



Field	Choice Count
I was not aware of these programs.	26
I was not interested in these programs.	66
I did not have enough time.	77
I did not have enough money.	35
Other (please specify)	11
The programs were not offered at times that fit my schedule.	31
The facilities/programs were too crowded.	23
The location of the programs was not convenient.	15
Parking issues.	20

Why did you choose not to participate in any Recreation and Athletics programs?

Note: Only open-ended Other responses are summarized on this page. Numbers indicate frequencies for responses given by more than one student (n=10 responses total).

body injury

confidence and time to participate

Get a pool!

i am not athletic person

I go to InShape and participate outside the school.

I had two jobs

I work out on my own. I change it up too so I'll go to the gym on day and the next day I'll play tennis and then following day I'll dance instead. So I like to change up my routine almost every other day to keep it fun for me.

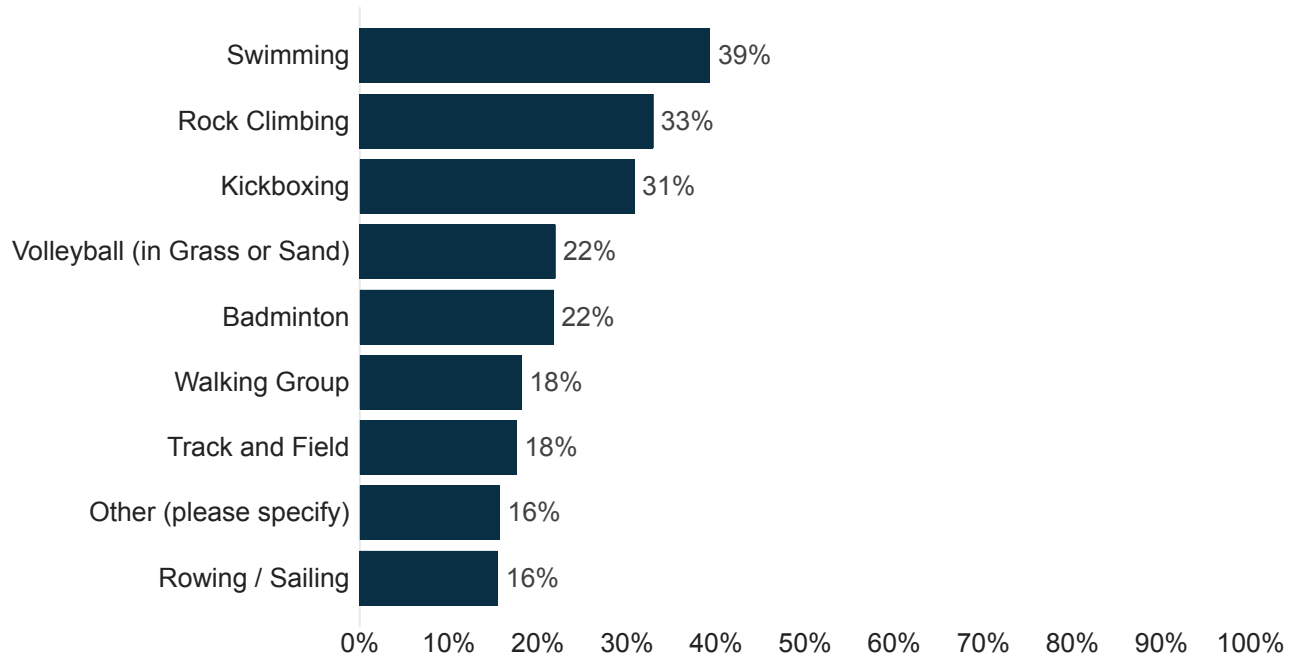
Lived off campus with parents

Never responded to me.

Unwelcoming and intimidating environment

What recreation and/or athletic programs would you have participated in had they been offered?

Note: Open-ended Other responses are included on the next page.



Field	Choice Count
Swimming	208
Rock Climbing	174
Kickboxing	163
Volleyball (in Grass or Sand)	116
Badminton	115
Walking Group	96
Track and Field	93
Other (please specify)	83
Rowing / Sailing	82

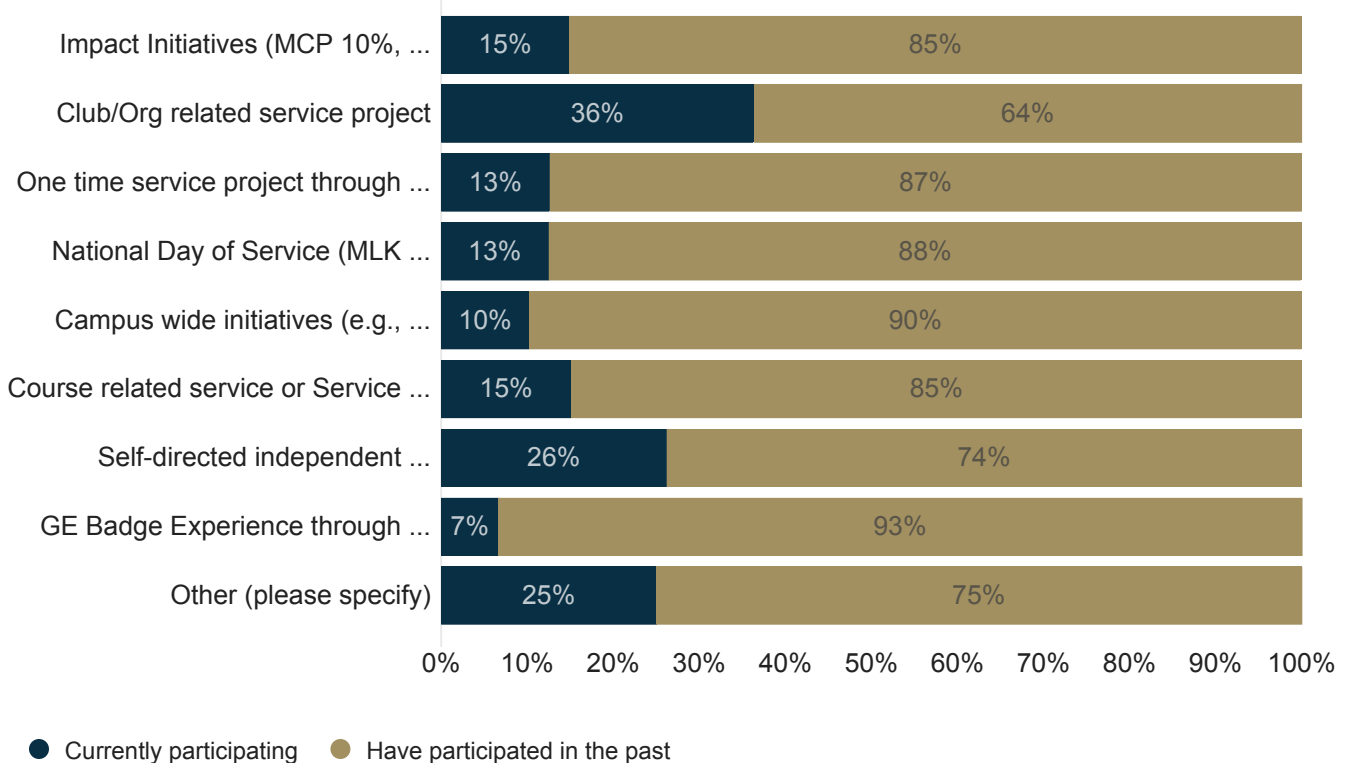
What recreation and/or athletic programs would you have participated in had they been offered?

Note: Only open-ended Other responses are summarized on this page. Numbers indicate frequencies for responses given by more than one student (n=77 responses total).

Archery (4)	Gyming
Ball Hockey	I'm on the women's volleyball team
barre class	Lacrosse (3)
Baseball (2)	Lacrosse (women's)
Basketball (2)	Member of UCM women's volleyball intercollegiate team
Basketball & Dodgeball	N/A (2)
Biking	None (5)
Boxing (3)	Other martial arts; or gaming club
Cheerleading (3)	Racquetball
Colorguard	Rock Climbing, large community interest. Please put in plans to construct a wall!
Cricket	Rugby
Cycling	Snowboarding
Dance (2)	Soccer (4)
Desi sports league	Super Smash Brothers
Disc golf	Tennis (7)
Dragon Boat	Tennis / Golf
F45 (3)	ultimate frisbee
field hockey	Water Polo
Flag Football	Weights
Football (3)	Wrestling (2)
Football, BSU, step team, drum line, drill team, culture show	Wrestling/MMA/Football/ weightlifting comps/ body building
football/ tennis	
Golf (3)	

What types of community service are you currently or have you participated in during your time as a student at UC Merced? (Select all that apply)

Note: Percentages reflect only students who ever participated in any community service activity; it does not reflect students who did not have participated in community service activities. Question text in figure has been truncated for readability. Full text is included in the table below. Other responses are included on the next page.



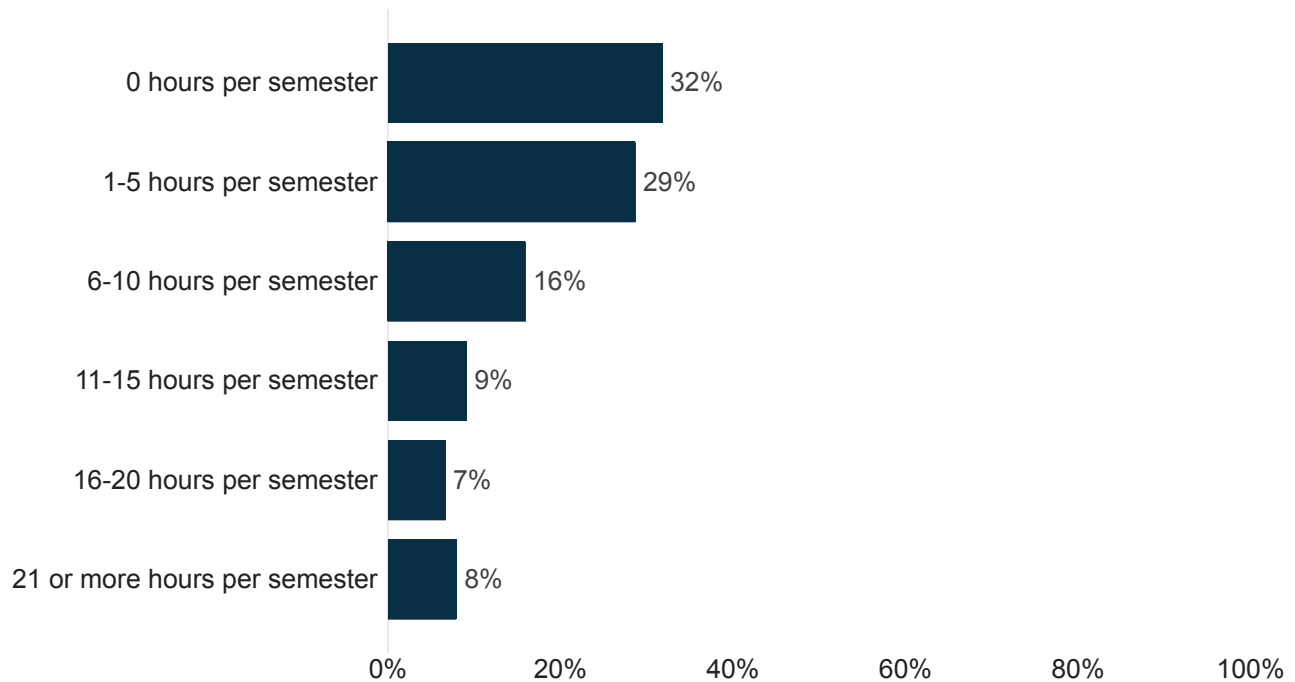
Field	Currently participating	Have participated in the past
Impact Initiatives (MCP 10%, ICR, LWYL)	11	63
Club/Org related service project	148	259
One time service project through The Community Engagement Center	14	97
National Day of Service (MLK Day, September 11th)	7	49
Campus wide initiatives (e.g., Meals for Families, Home for the Holiday, Giving Tuesday)	13	114
Course related service or Service Learning	21	118
Self-directed independent service (i.e., project of your choice and making)	38	107
GE Badge Experience through the Community Engagement Center	2	28
Other (please specify)	6	18

What types of community service are you currently or have you participated in during your time as a student at UC Merced?

Note: Only open-ended Other responses are summarized on this page. Numbers indicate frequencies for responses given by more than one student (n=21 responses total).

Campus Garden (2)
 Capstone Project
 Cheerleading, we cleaned up Yosemite Lake
 Community Service for Delta Gamma
 Community service with women's soccer team
 Gather State and SBA information to provide relief and direction to small business owners
 LYSA
 Merced Zoo (Halloween event preparation)
 Mercy Hospital Volunteer (2)
 N/A
 None
 Off campus
 Phi Kappa Phi
 Robotics Outreach
 Splash Conference
 UCSF HEal
 Volunteer sports coaching
 Volunteered in hospitals and Planned Parenthood
 YLP Service Project

Considering only the community service you participated in during this past academic year, how many hours did you participate during a typical semester?



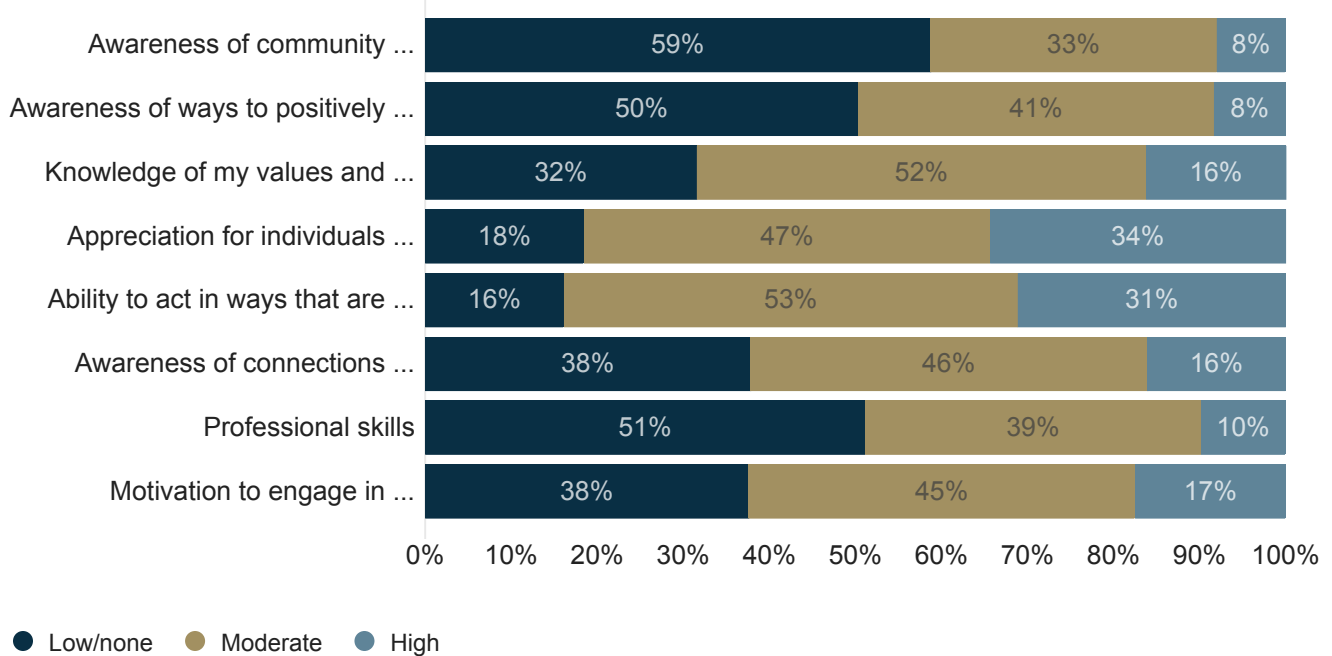
Field	Choice Count
0 hours per semester	192
1-5 hours per semester	173
6-10 hours per semester	96
11-15 hours per semester	55
16-20 hours per semester	40
21 or more hours per semester	48

Please rate yourself on the skills and knowledge in the following statements. Please give yourself two different scores, one score for when you started at UC Merced, and a second score for today.

Note: Question text in the figure is truncated, but full text is included in the table below.

This page: When you started at UC Merced

Next page: Today



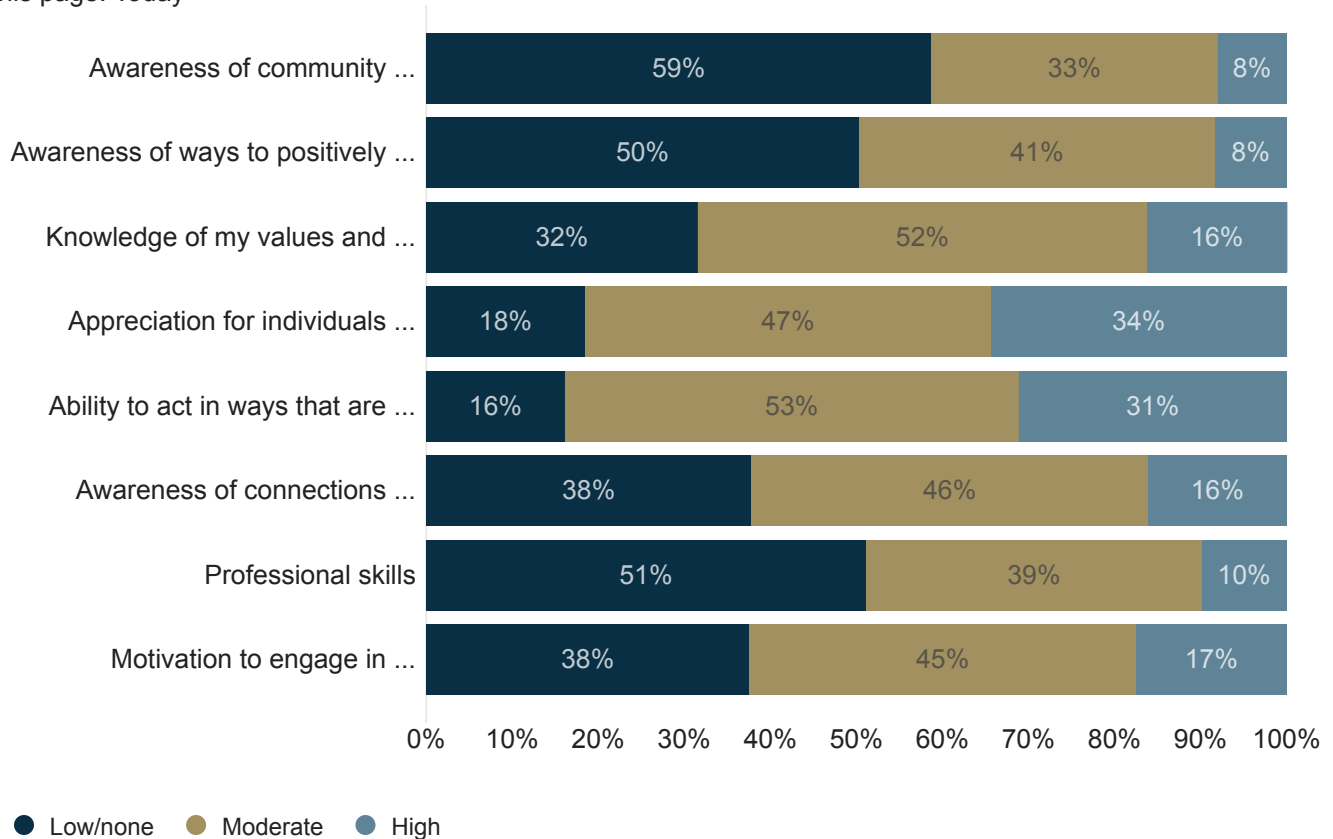
Field	Low/none	Moderate	High
Awareness of community needs/issues	367	208	50
Awareness of ways to positively impact community needs/issues	314	258	52
Knowledge of my values and interests	197	326	101
Appreciation for individuals different from myself (e.g., different cultural background, socioeconomic status, etc.)	115	294	214
Ability to act in ways that are consistent with my values	100	327	193
Awareness of connections between community service and academic learning/coursework	235	287	100
Professional skills	317	242	61
Motivation to engage in community service	234	280	109

Please rate yourself on the skills and knowledge in the following statements. Please give yourself two different scores, one score for when you started at UC Merced, and a second score for today.

Note: Question text in the figure is truncated, but full text is included in the table below.

Previous page: When you started at UC Merced

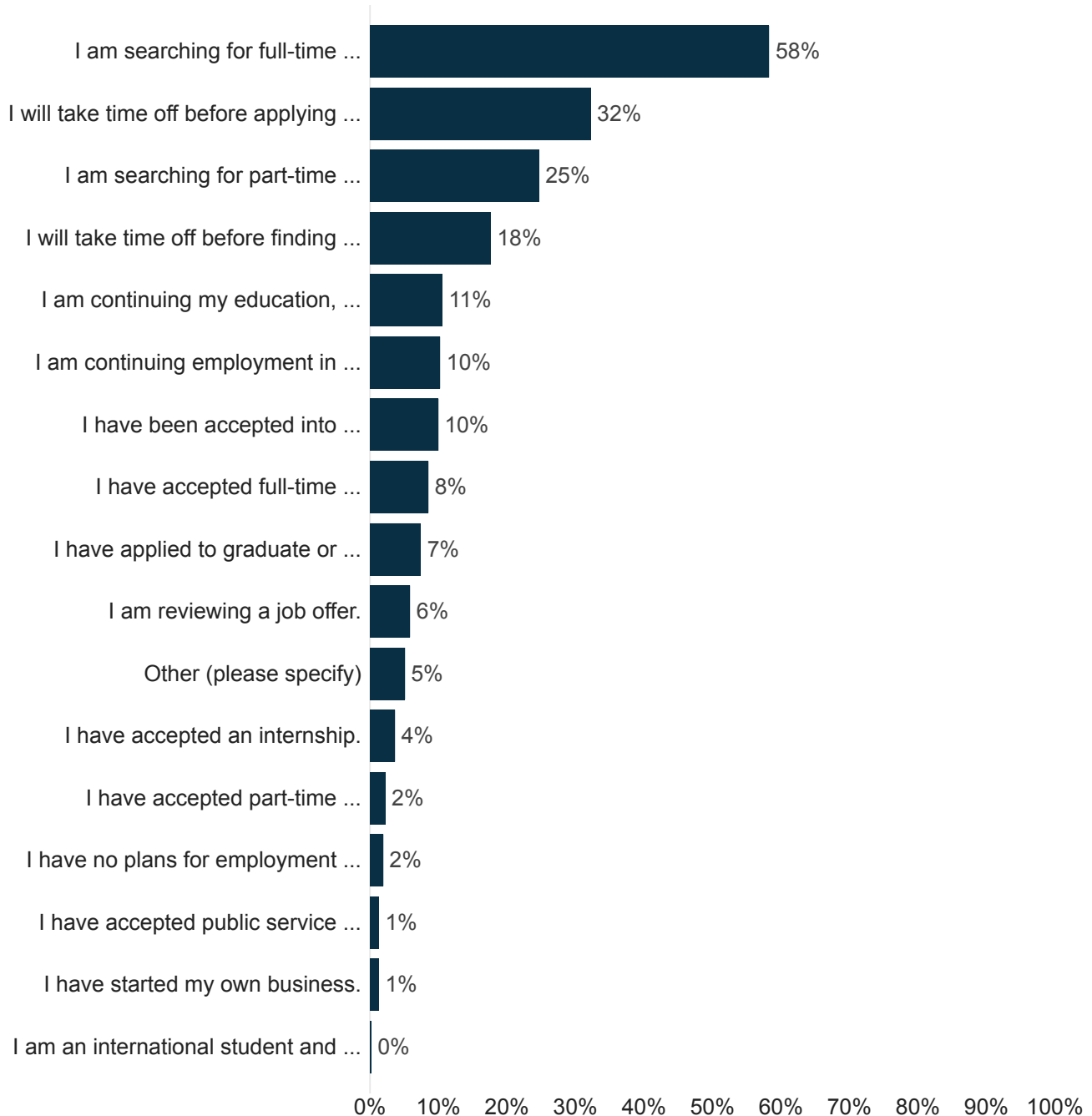
This page: Today



Field	Low/none	Moderate	High
Awareness of community needs/issues	39	253	310
Awareness of ways to positively impact community needs/issues	44	256	302
Knowledge of my values and interests	22	179	399
Appreciation for individuals different from myself (e.g., different cultural background, socioeconomic status, etc.)	16	110	475
Ability to act in ways that are consistent with my values	15	184	403
Awareness of connections between community service and academic learning/coursework	53	230	318
Professional skills	24	204	375
Motivation to engage in community service	82	240	278

What are your current post-graduation plans? (Please select all that apply.)

Note: Question text in the figure is truncated, but full text is included in the table below. Other responses are included on p. _____.



What are your current post-graduation plans? (Please select all that apply.)

Field	Choice Count
I am searching for full-time employment.	371
I will take time off before applying to graduate school.	205
I am searching for part-time employment.	157
I will take time off before finding a job.	112
I am continuing my education, but not in graduate school (e.g. second bachelor's, license, certification/credential, etc.).	67
I am continuing employment in my current job.	65
I have been accepted into graduate or professional school.	63
I have accepted full-time employment at a new employer.	54
I have applied to graduate or professional school, but have not yet been accepted.	47
I am reviewing a job offer.	37
Other (please specify)	32
I have accepted an internship.	23
I have accepted part-time employment at a new employer.	14
I have no plans for employment (e.g. homemaker, traveling, volunteer, retired, etc.)	12
I have accepted public service employment (military, Peace Corps, Teach for America, etc.).	8
I have started my own business.	8
I am an international student and will return to my home country.	1

What are your current post-graduation plans?

Note: Only open-ended Other responses are summarized below. Numbers indicate frequencies for responses given by more than one student. (n=32 responses total).

fellowship through Clima corps AmeriCorps, stationed at UC Merced
 focusing on self love and preservation as well:)
 Gaining work experience for MBA program
 getting my shit together
 Grad school
 I am currently planning on taking the LSAT this year but am not sure whether I will be satisfied with the test results
 i am uncertain
 I have a lot to say not about UC Merced but the system itself here
 I have accepted the UCLA Immigrant Justice Fellowship placement for the Central Valley
 I will apply for the Fall masters degree program and participate in an internship during the Fall
 I will be applying at fresno city to get my ADN and then apply for masters
 I will study to get my EIT and part 107 license
 I will work at CALTRANS Once i graduate in May
 internships and volunteer opportunities are not available during covid lockdown
 Looking for internships
 Looking to get involved into Entrepreneurship. Seeking multiple streams of income.
 medical school
 Military (2)
 Plans for graduate programs in < 5 years
 post baccalaureate program
 Probably doomed because of COVID 19, if you have any job, I'm available
 Professional Volleyball in Europe
 Started RN program
 Starting courses for EMT school
 Studying for GRE and applying to graduate schools
 taking a year off before applying to law school
 Taking more classes over the summer to meet the pre-requisites for professional school.
 Travel and experience different cultures in a later date
 Travel to Japan
 Volunteer and/or work in a research lab for experience in a grad school program
 will be giving birth to first child.

You said you are currently employed. What are the details of your employment?

Note: Only respondents who said they obtained employment or an internship could answer this question. Numbers in parentheses indicate frequencies for responses given by more than one respondent. (N=139 responses total).

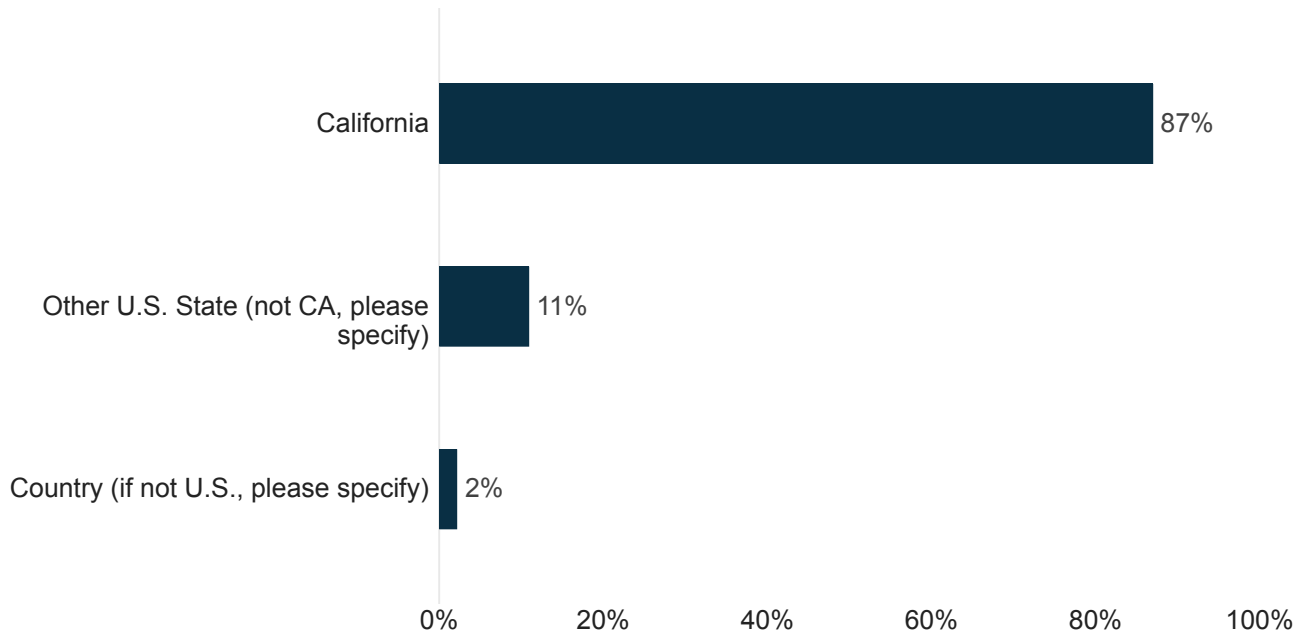
Alejandro Delgadillo	Give Every Child A Chance
Aligned Digesters	Grimmway
Amazon (2)	Gustine High School
Ambitions Behavioral Health	HCL Machin Works
Ancestry	Healthy House within a MATCH Coalition
Apple (2)	Henry Guan
Aquarium of the Pacific	Hongene
Aspiranet	In N Out Burger (2)
ATI Windows	InTouch Health
Autism Learning Partners	Jelly Belly Candy Co.
Autism Spectrum Therapies	Johnson Controls
Banana Republic	K9 Playtime
Bath and Body Works	Kim Garner
Bavneet Khaur	Lantern Café
Bintel	Lily's Cafe
BioTelemetry	Lockheed Martin (4)
Bobrick Washroom Equipment	Marx Digital Manufacturing
C Line TL Inc	Melissa Patterson
Cal SOAP	Merced City School district
California Autism Center	Merced County
Capital One	Merced County Juvenile Probation Department
Certified Laboratories	Merced County Office of Education (2)
City of Patterson	Merced Grocery Outlet
City Year	Merced Irrigation District
Cordoba corp	Military - Airforce
Coronado Dairy Farms	Min Jiang
Costco Wholesale	NASA Glenn
Derek Leong	National Park Service
E&J Gallo Winery (3)	Northrop Grumman (3)
Eaton	Olive Leaf Family Therapy
Education and Leadership Foundation	Orosi High School
Emanuel Medical Center	Panda Express
Etin meyer	Pavilion Dining center
Express	Peace corps
EZ Smile Family Dental Group	Peet's Coffee
family and social services	Perkins Coie LLP
FB County	Planned Parenthood
Frank M Booth	Pleasant View School
Gary Inpsections LCC	Premier Health Care

Ramendra Saha
RBC Bearings
Recreation and Athletics (UCM)
Residence Education
Ron Smith
Ross (2)
Santa Cruz Seaside Company
Sisters of the Valley
Social Science, Humanities, and Art
Sora Kim
Spacetel
Sprint
Stan. Food products
Stanislaus County
Sustainability Center
Target (2)
The Boeing Company
The vanguard group (3)
Thermofisher
too much info
U.S Navy
UC Merced - Graduate Division

UC Merced Campus Store
UC Merced CARE Office
UC Merced Center for the Humanities
UC Merced Physical and Environmental Planning
UC Merced School of Engineering
UC Merced Sierra Nevada Research Institute
UCM School of Natural Sciences
University of California
University Of California Merced (5)
University of California, Merced - The Math
Center
US Armed Forces
USDA
Voices Dual Academy
Volunteers of America
Walmart
Westland Technologies Inc
WFG
whitings foods
Workday
Yosemite National Park

Location - State (or country, if not U.S.) - Selected Choice

Note: Question text in the figure is truncated, but full text is included in the table below. Only respondents who said they obtained employment or an internship could answer this question. Other responses are included below.



Field	Choice Count
California	120
Other U.S. State (not CA, please specify)	15
Country (if not U.S., please specify)	3

Location - State (or country, if not U.S.)

Other US State (not CA, please specify):

Note: Only open-ended Other US State (not CA) responses are summarized on this page. Numbers indicate frequencies for responses given by more than one student (n=15 responses total).

Arizona (4)
California
Colorado
Ohio (2)
Texas (2)
Utah
Virginia (2)
Washington (2)

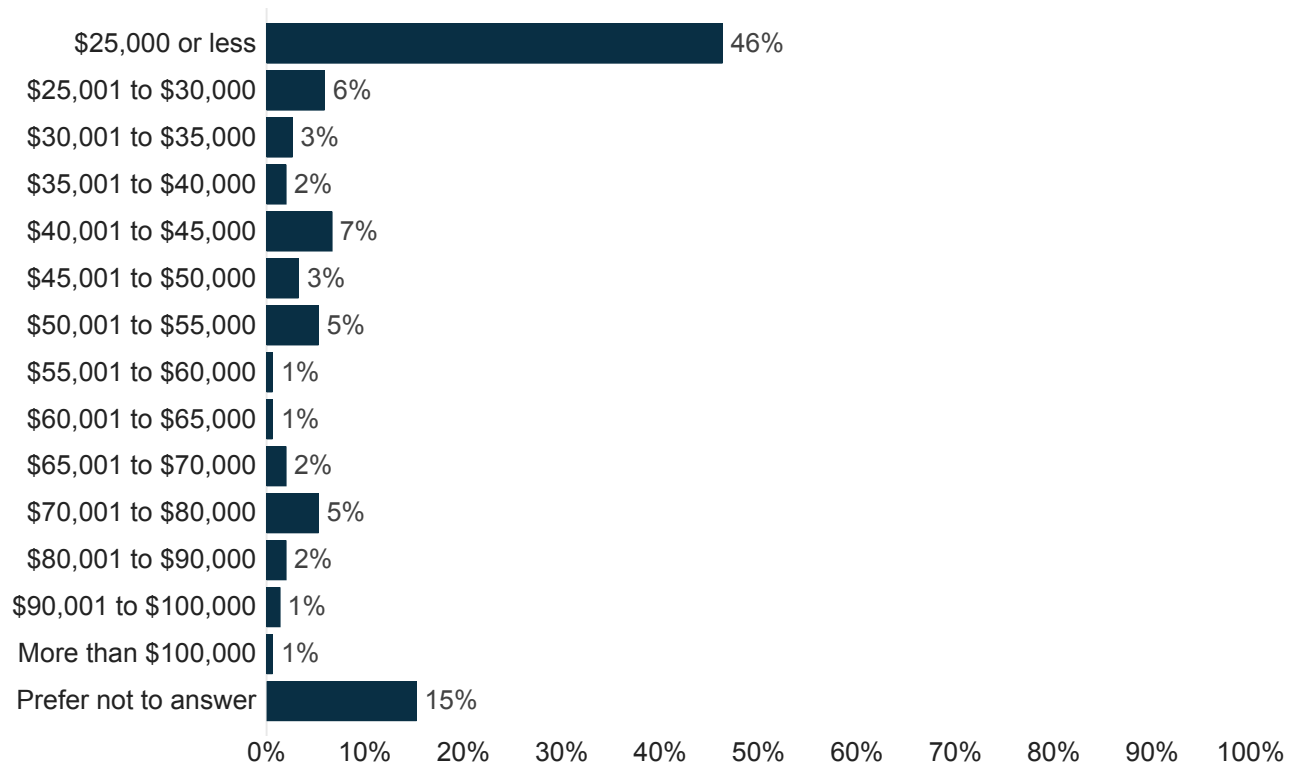
Other Country

Note: Only open-ended Other Country responses are summarized on this page. Numbers indicate frequencies for responses given by more than one student (n=2 responses total).

Rwanda
United States

Approximate salary (per year):

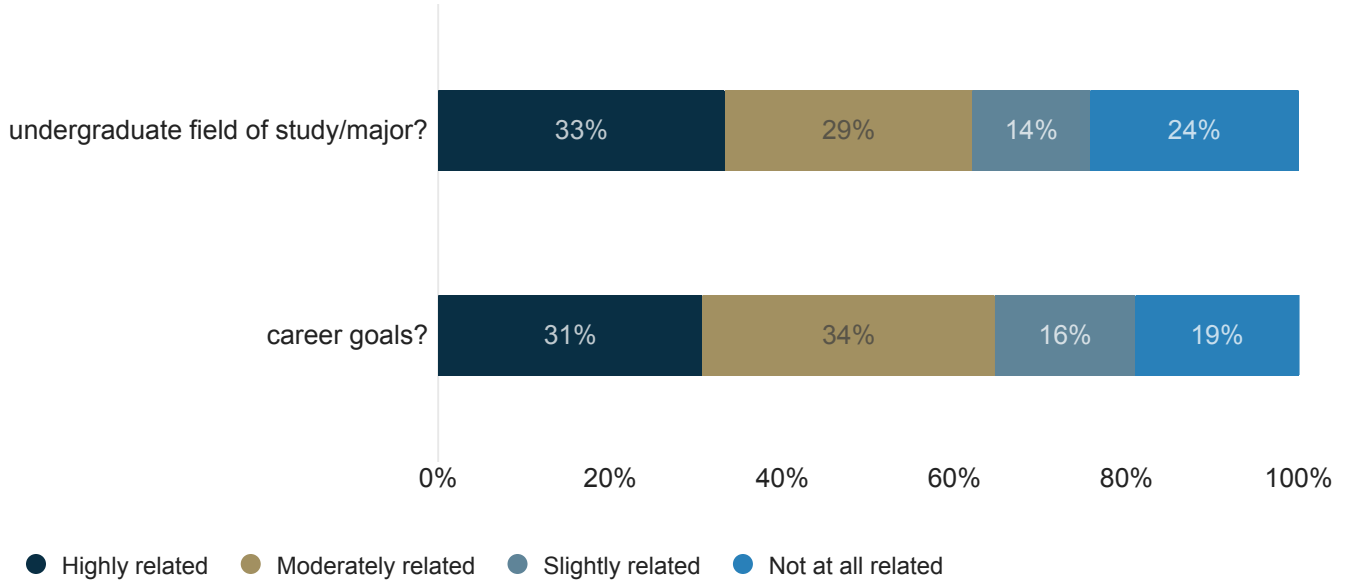
Note: Only respondents who said they obtained employment or an internship could answer this question.



Field	Choice Count
\$25,000 or less	70
\$25,001 to \$30,000	9
\$30,001 to \$35,000	4
\$35,001 to \$40,000	3
\$40,001 to \$45,000	10
\$45,001 to \$50,000	5
\$50,001 to \$55,000	8
\$55,001 to \$60,000	1
\$60,001 to \$65,000	1
\$65,001 to \$70,000	3
\$70,001 to \$80,000	8
\$80,001 to \$90,000	3
\$90,001 to \$100,000	2
More than \$100,000	1
Prefer not to answer	23

How closely related is this job to your:

Note: Only respondents who said they obtained employment or an internship could answer this question.

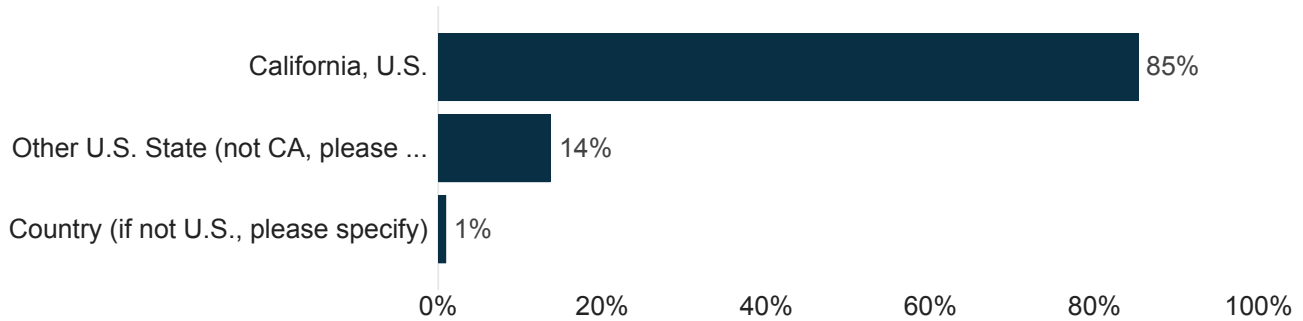


Field	Highly related	Moderately related	Slightly related	Not at all related	Total
undergraduate field of study/major?	51	44	21	37	153
career goals?	47	52	25	29	153

You said you are currently continuing your education since obtaining your undergraduate degree from UC Merced. Please provide some information about this education below.

Location - State (or country, if not U.S.)

Note: Only respondents who said they were continuing their education could answer this question. Other responses are included on next page.



Field	Choice Count
California, U.S.	93
Other U.S. State (not CA, please specify)	15
Country (if not U.S., please specify)	1

You said you are currently continuing your education since obtaining your undergraduate degree from UC Merced. Please provide some information about this education below.

Location – State

Note: Only open-ended Other responses are summarized on this page. Numbers indicate frequencies for responses given by more than one student (n=15 responses total).

AL
Arizona (2)
Florida
Michigan
Missouri
New Jersey
NY
Ohio
Pennsylvania (2)
Texas (2)
Washington (2)

Location – Country

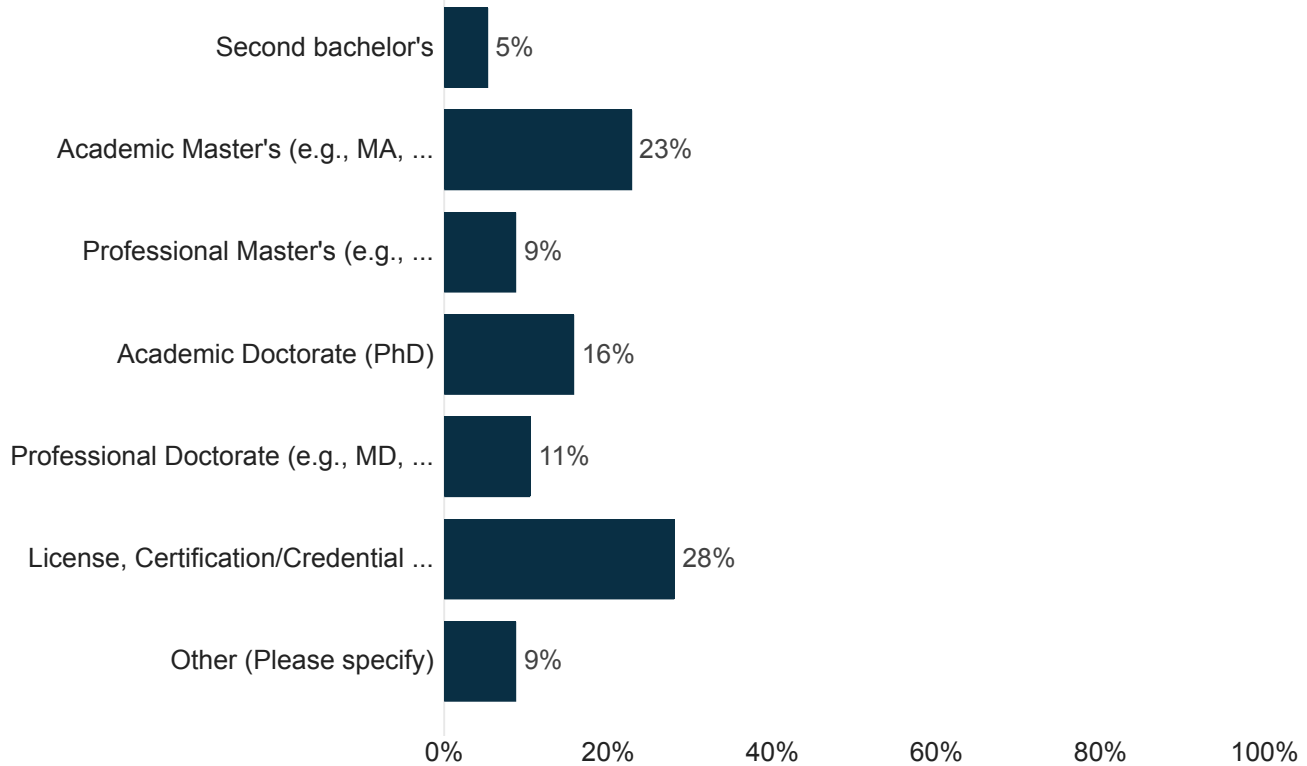
Note: Only open-ended Other responses are summarized on this page. (n=1 response total).

St. Maarten

You said you are currently continuing your education since obtaining your undergraduate degree from UC Merced. Please provide some information about this education below.

Degree Pursuing

Note: Question text in the figure is truncated, but full text is included in the table below. Only respondents who said they were continuing their education could answer this question. Other responses are included on next page.



Field	Choice Count
Second bachelor's	6
Academic Master's (e.g., MA, MS, MFA)	26
Professional Master's (e.g., MBA, MLS, MSW)	10
Academic Doctorate (PhD)	18
Professional Doctorate (e.g., MD, JD, EdD, PharmD, DVM, DDS, PsyD)	12
License, Certification/Credential (please specify)	32
Other (Please specify)	10

You said you are currently continuing your education since obtaining your undergraduate degree from UC Merced. Please provide some information about this education below.

License, Certification/Credential (please specify):

Note: Numbers indicate frequencies for responses given by more than one student. (N=25 responses total).

AAT
 ASE
 California Clinical Laboratory Scientist license
 California Teaching Credential
 certificate
 Certification and PMI Association
 Cls
 CLS Trainee
 CLS,MLS
 Court Interpreter
 EMT (2)
 Instrument/Commercial/Multi-Engine/CFI pilots certificate
 multiple subject teaching credential
 PA (2)
 Paramedic
 post baccalaureate program
 Real Estate (2)
 Secondary School Mathematics
 SIE, Series 7, Series 63
 Single-Subject Teaching Credential
 SQL certification
 SSCP - Health Science

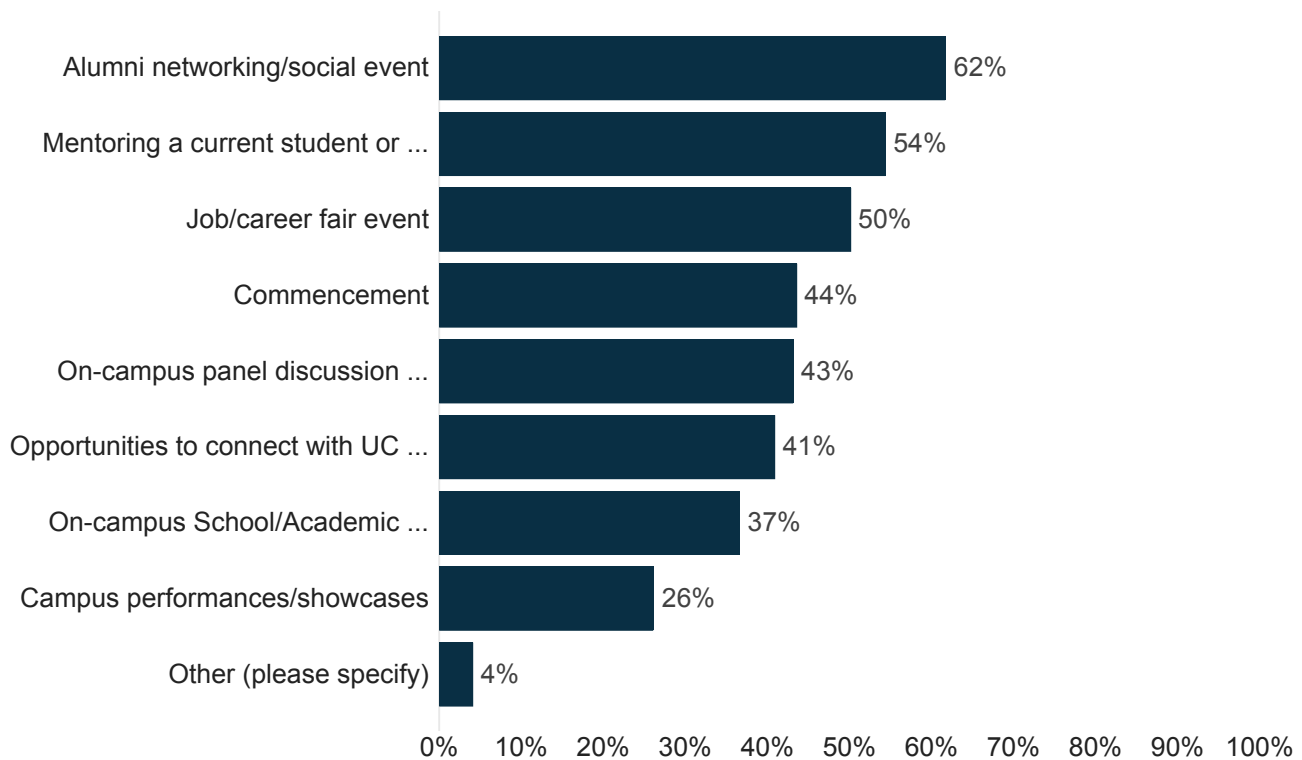
Other (please specify):

Note: Only open-ended Other responses are summarized on this page. Numbers indicate frequencies for responses given by more than one student (n=9 responses total).

Courses to raise GPA
 Dual masters MA and MLS
 extra courses
 Finishing requirements needed to apply for Physical Therapy School
 Non- Degree Seeking Pre Medical Post Baccalaureate
 Post-Baccalaureate Certificate
 Pre requisites (2)
 Take courses needed for PA school

We would like to engage our alumni in activities that enrich the UC Merced student experience. Please select the on-campus activities listed below in which you would be interested in participating. (Select all that interest you)

Note: Question text in the figure is truncated, but full text is included in the table below. Other responses are included on next page.



Field	Choice Count
Alumni networking/social event	302
Mentoring a current student or alumna/us	266
Job/career fair event	245
Commencement	213
On-campus panel discussion (e.g., career advice panel)	211
Opportunities to connect with UC Merced campus leadership (e.g., Chancellor, Vice Chancellors, Deans, etc.)	200
On-campus School/Academic Program event	179
Campus performances/showcases	128
Other (please specify)	20

We would like to engage our alumni in activities that enrich the UC Merced student experience. Please select the on-campus activities listed below in which you would be interested in participating. (Select all that interest you)

Note: Only open-ended Other responses are summarized on this page. Numbers indicate frequencies for responses given by more than one student (n=19 responses total).

AIAA Events

Alumni networking with undocumented student population

Any job

Anything related to Greek Life/OSL

Athletics (2)

CalTeach

Career Center Alumni & Economics and Business Management events

Definetly once I gain a few years of experience first

Guest Lectures

Gym use : health mentor for students that want to manage their health

i dont feel like driving 2 hours for this

n/a

None (3)

Research

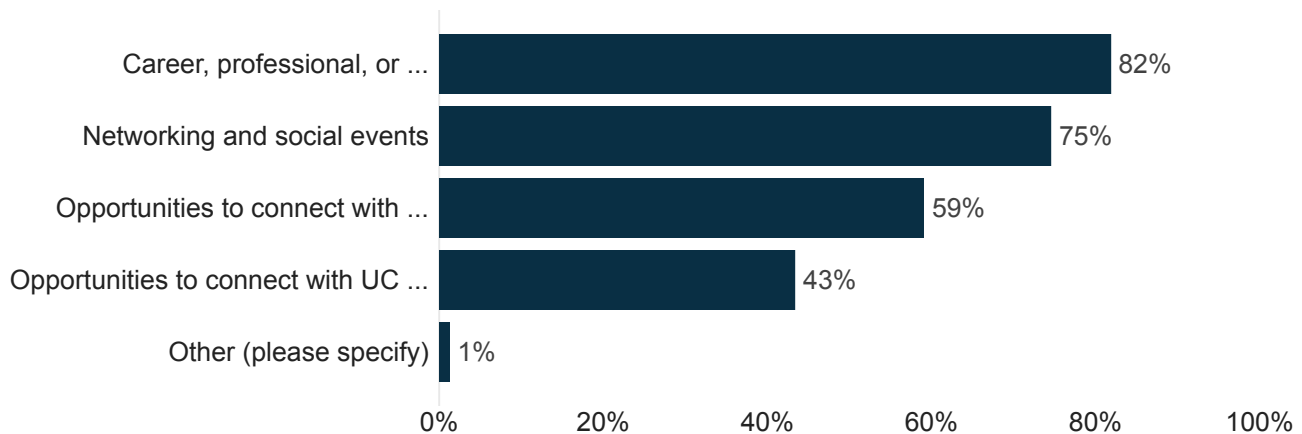
School projects, partnerships, research. I would love to stay connected with the UC Merced Community in ways that i can serve as an outlet or bridge the university to communities here in the Central Valley.

Our communities need us!

Study abroad/ scholarships to study abroad

Please select the regional activities in the area near where you live listed below in which you would be interested in participating. (Select all that interest you)

Note: Question text in the figure is truncated, but full text is included in the table below. Other responses are included on next page.



Field	Choice Count
Career, professional, or educational events	396
Networking and social events	361
Opportunities to connect with current and prospective UC Merced students	286
Opportunities to connect with UC Merced campus leadership (e.g., Chancellor, Vice Chancellors, Deans, etc.)	210
Other (please specify)	6

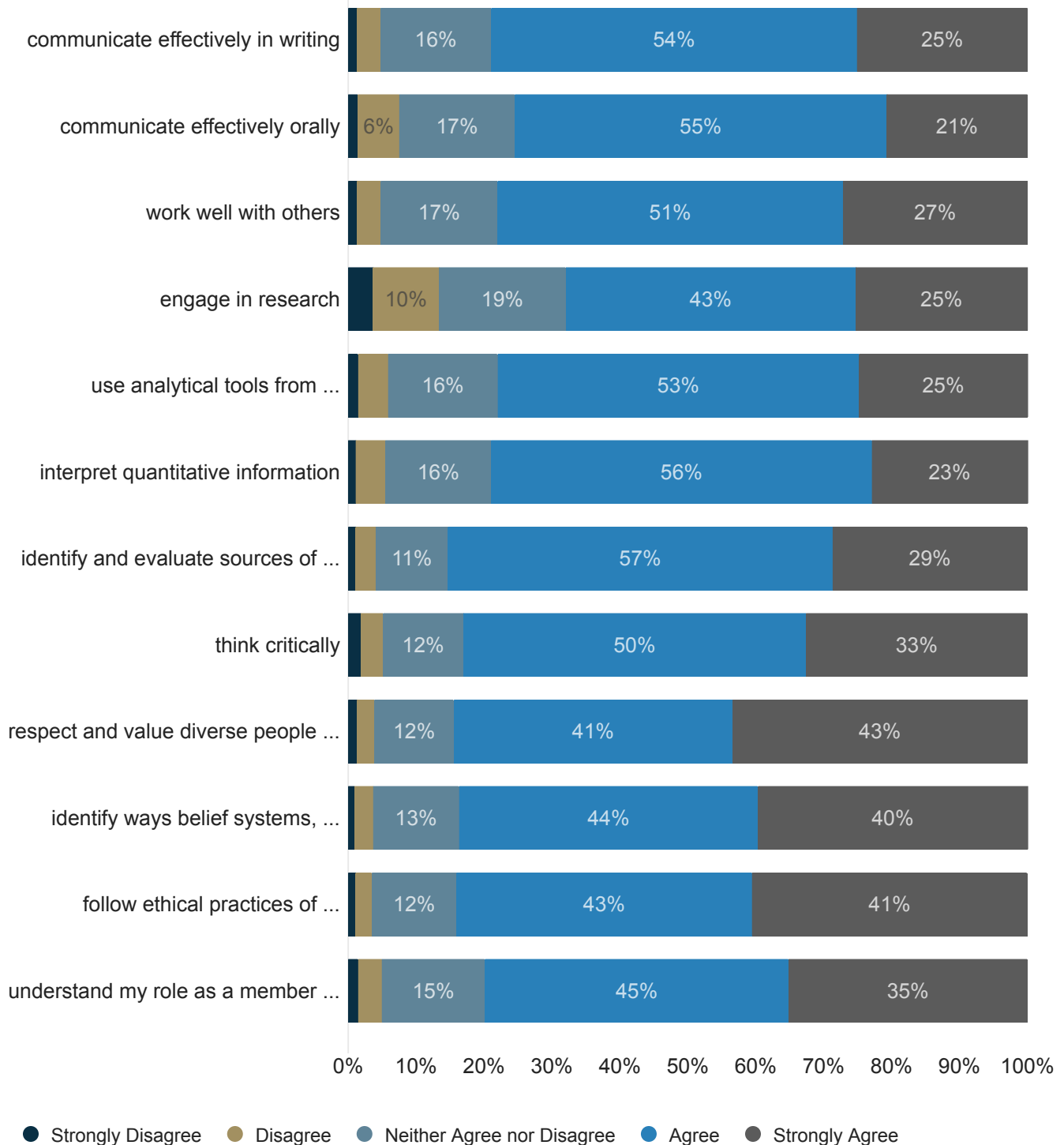
Please select the regional activities in the area near where you live listed below in which you would be interested in participating.

Note: Only open-ended Other responses are summarized on this page. Numbers indicate frequencies for responses given by more than one student (n=4 responses total).

event with services for undocumented students
None (3)

Please indicate your level of agreement with the following: My General Education courses made an important contribution to my ability to ...

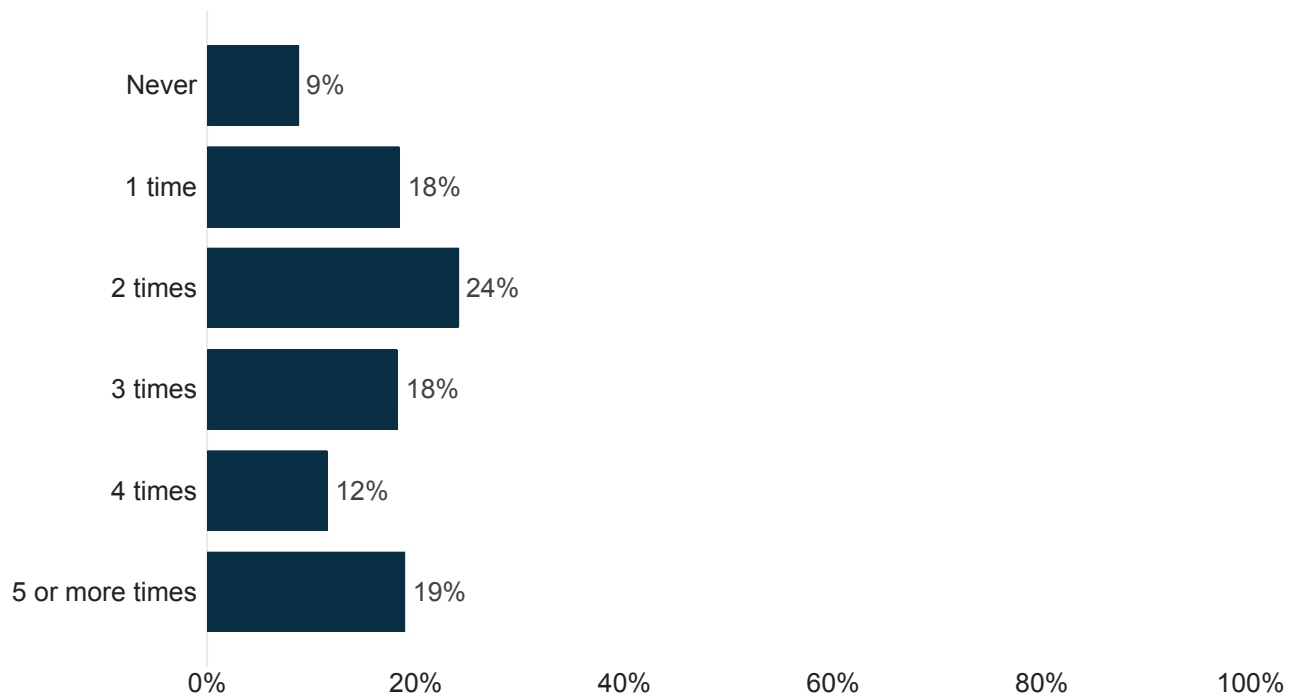
Note: Question text in the figure is truncated, but full text is included in the table below. Only students whose entering level was frosh could answer this question.



Please indicate your level of agreement with the following: My General Education courses made an important contribution to my ability to ...

Field	Strongly Disagree	Disagree	Neither Agree nor Disagree	Agree	Strongly Agree
communicate effectively in writing	7	19	89	294	137
communicate effectively orally	8	33	93	299	113
work well with others	7	19	94	277	148
engage in research	20	53	102	233	138
use analytical tools from scientific, social scientific, and humanistic disciplines	8	24	88	290	135
interpret quantitative information	6	24	85	306	125
identify and evaluate sources of information	6	16	58	308	156
think critically	10	18	64	274	177
respect and value diverse people and perspectives	7	14	64	224	237
identify ways belief systems, social structures, and ways of thinking interact	5	15	69	240	216
follow ethical practices of community and profession	6	13	68	237	221
understand my role as a member of an academic community	8	19	83	244	192

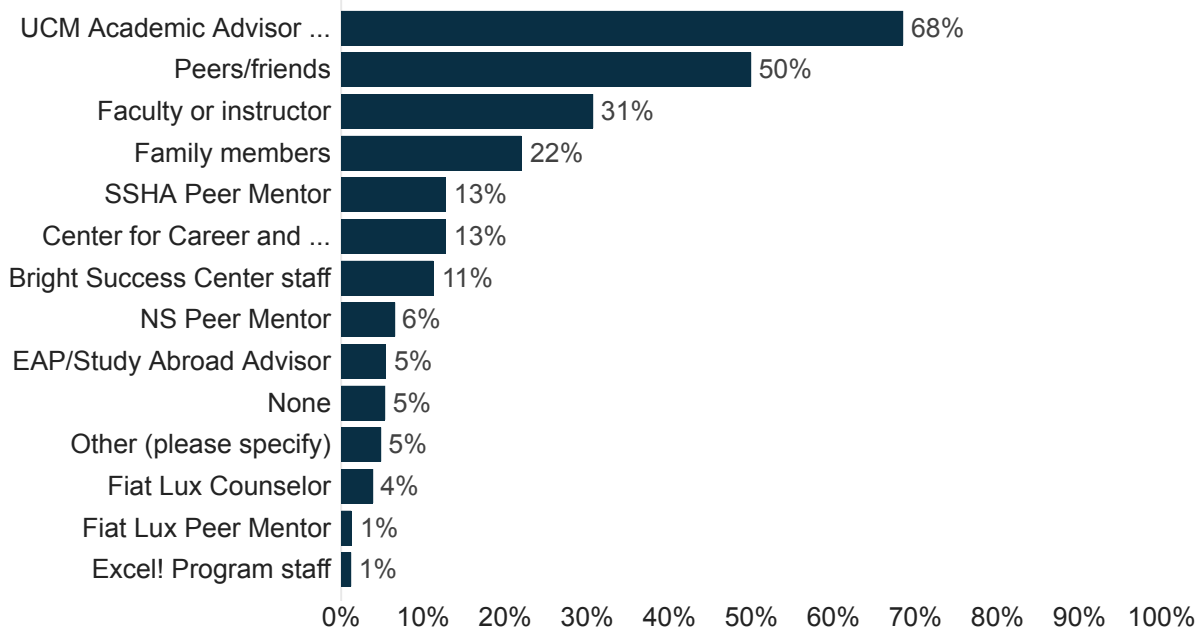
In the past year, how often did you visit a UC Merced academic advisor (a professional staff member in your School)?



Field	Choice Count
Never	53
1 time	112
2 times	146
3 times	111
4 times	70
5 or more times	115

In the past year, from whom did you seek advice to plan your academic path to graduation, including your major and/or minor? (select all that apply)

Note: Question text in the figure is truncated, but full text is included in the table below. Other responses are included below.



Field	Choice Count
None	32
UCM Academic Advisor (professional staff member in your School	413
Bright Success Center staff	68
Center for Career and Professional Advancement staff	77
EAP/Study Abroad Advisor	33
Excel! Program staff	7
Faculty or instructor	185
Family members	133
Fiat Lux Counselor	23
Fiat Lux Peer Mentor	8
NS Peer Mentor	39
SSHA Peer Mentor	77
Peers/friends	301
Other (please specify)	29

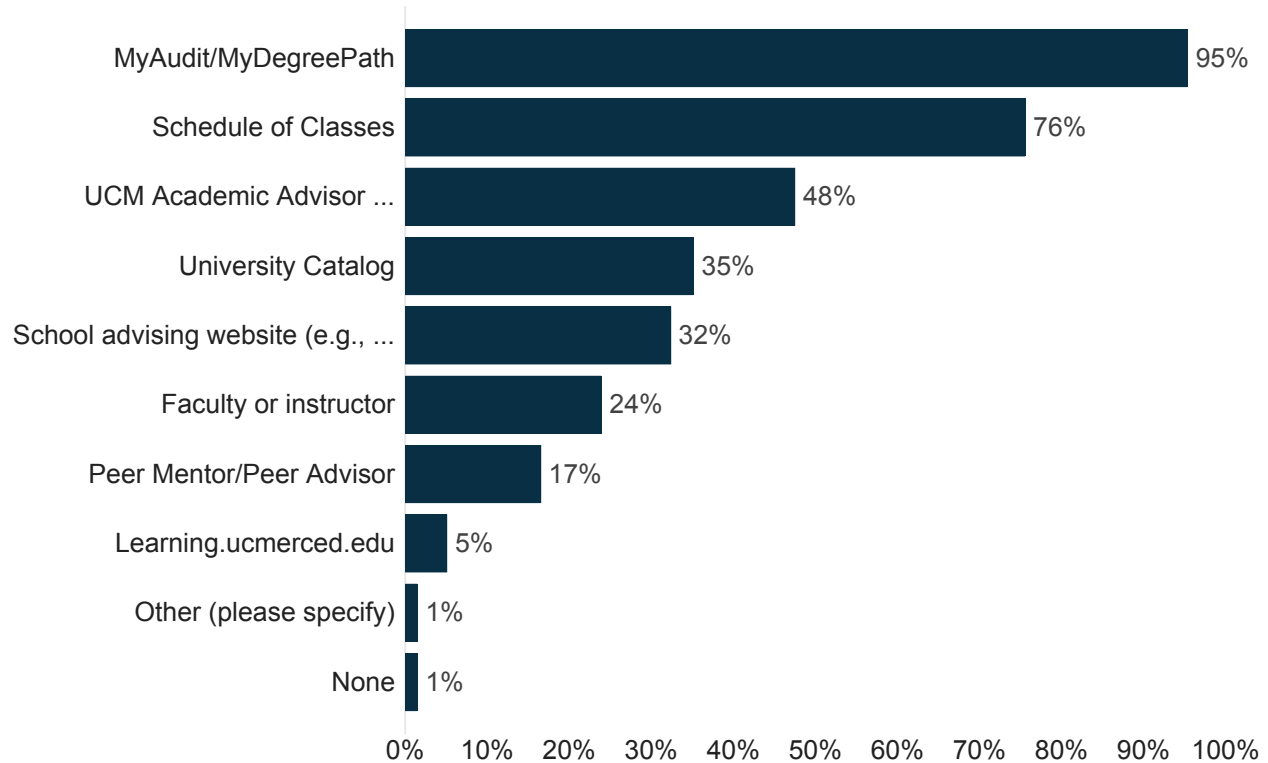
In the past year, from whom did you seek advice to plan your academic path to graduation, including your major and/or minor? (select all that apply)

Note: Only open-ended Other responses are summarized on this page. Numbers indicate frequencies for responses from more than one respondent (n=29 responses total).

Alex Delgadillo
 Audit
 CalTeach faculty
 CalTeach office
 campus staff/supervisor
 Disability Services Staff
 Grad student mentors
 Graduate students
 major advisors (david jennings)
 Margo F. Souza Student Leadership Center staff
 Marie Supanich
 My degree path
 My mentor
 MyAudit
 Myself (4)
 Myself, used the portal to check what classes I needed
 Prof. Robert Rice and Prof. Abbas Ghassemi
 Residence life Coordinator
 SoE Advising
 Student First Center (2)
 TRV Fellow
 TRV staff
 UC Davis School of Law King Hall Outreach Program/UCLA Law School Central Valley Outreach Program
 UROC (Undergraduate Research Opportunity Center)
 Yosemite Leadership Program

In the past year, which campus resources/tools did you use to assist you in your academic planning? (select all that apply)

Note: Question text in the figure is truncated, but full text is included in the table below. Other responses are included below.



Field	Choice Count
MyAudit/MyDegreePath	578
Schedule of Classes	458
UCM Academic Advisor (professional staff member in your school)	288
University Catalog	213
School advising website (e.g., engr-advising.ucmerced.edu; ns-advising.ucmerced.edu; ssha-advising.ucmerced.edu)	196
Faculty or instructor	145
Peer Mentor/Peer Advisor	100
Learning.ucmerced.edu	31
Other (please specify)	9
None	9

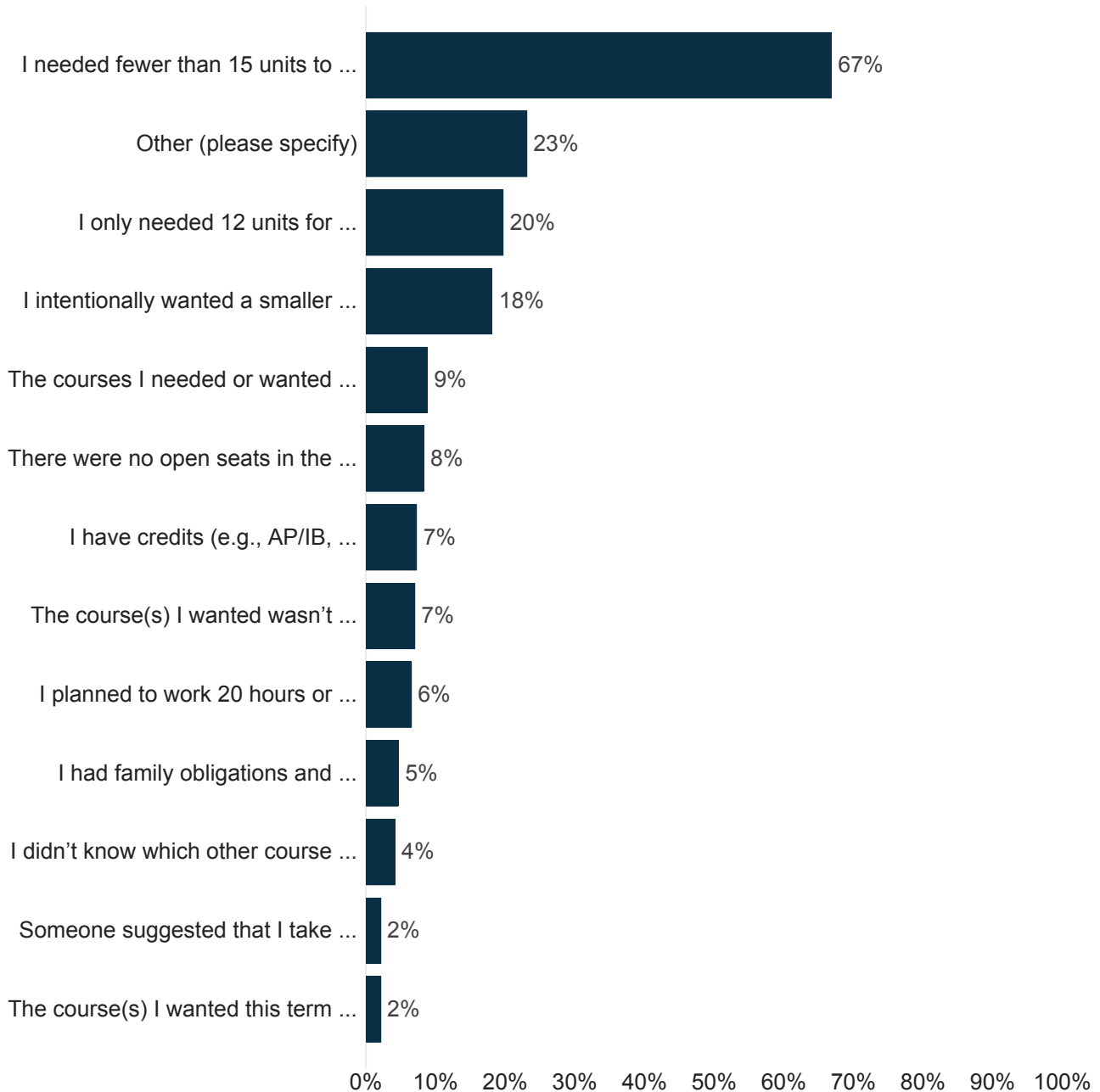
In the past year, which campus resources/tools did you use to assist you in your academic planning? (select all that apply)

Note: Only open-ended Other responses are summarized on this page. Numbers indicate frequencies for responses from more than one respondent (n=9 responses total).

BobcatCourses (2)
Family Member
friends
Graduate Student
Kong Moua
Myself (2)
PALS

Our records indicate you are not enrolled in 15 units this term. Please let us know why by selecting from the reasons below (select all that apply).

Note: Question text in the figure is truncated, but full text is included in the table below. Only students who were not enrolled in 15 units or more could answer this question. Other responses are included below.



Our records indicate you are not enrolled in 15 units this term. Please let us know why by selecting from the reasons below (select all that apply).

Field	Choice Count
I needed fewer than 15 units to complete my degree requirements in my final semester.	258
Other (please specify)	89
I only needed 12 units for Financial Aid.	76
I intentionally wanted a smaller course load.	70
The courses I needed or wanted conflicted with each other.	34
There were no open seats in the section(s) I needed.	32
I have credits (e.g., AP/IB, community college, other 4-year institution etc.) transferring to my UC Merced record.	28
The course(s) I wanted wasn't offered this term.	27
I planned to work 20 hours or more per week and needed a smaller course load.	25
I had family obligations and needed a smaller course load.	18
I didn't know which other course to take.	16
Someone suggested that I take 12 units.	8
The course(s) I wanted this term was cancelled.	8

Our records indicate you are not enrolled in 15 units this term. Please let us know why by selecting from the reasons below (select all that apply).

Note: Only open-ended Other responses are summarized on this page. Numbers indicate frequencies for responses from more than one respondent (n=89 responses total).

Actually, I'm taking 22 units this semester. 20 units to complete my double major and minor. 2 units for research.

Disability Services need extra time

Had an incomplete to work on.

I am currently enrolled in 16 units (38)

I am enrolled in 15 units this semester (4)

I am enrolled in 16 for Spring and 12 for Summer.

I am enrolled in 17 units this semester (5)

I am enrolled in 18 units this term. (8)

I am enrolled in 20 units (7)

i am enrolled in 4 classes but had to add the last class late since the registration page was done on my day to register and

I am enrolled in more but this is not counting the graduate course I am currently taking

I am enrolled in more than 15 units (4)

I am taking capstone which I have heard requires a lot of time.

I did not to overload myself with classes and end up failing rather than passing.

I dropped the fourth class I was taking because the professor was unprofessional and made unnecessary comments.

I ended up dropping one of my course

i one need a couple more classes to graduate

I planned on taking four classes this semester but one of the class was extremely problematic, unengaging, repetitive, and

I studied abroad last semester and I was waiting for my courses to transfer

I usually take 20 units but decided to take 16 units this semester to have an easy final semester. But also, I don't even know how to take each.

I wanted to take another GASP internship course, to prepare me for when I graduate

I was not permitted to enroll in an additional course (Petition of Excess Units Override was sadly denied)

I was suppose to have a job

In order to qualify for financial aid in the summer at UC Merced, I needed to take 12 units.

in UCEAP program

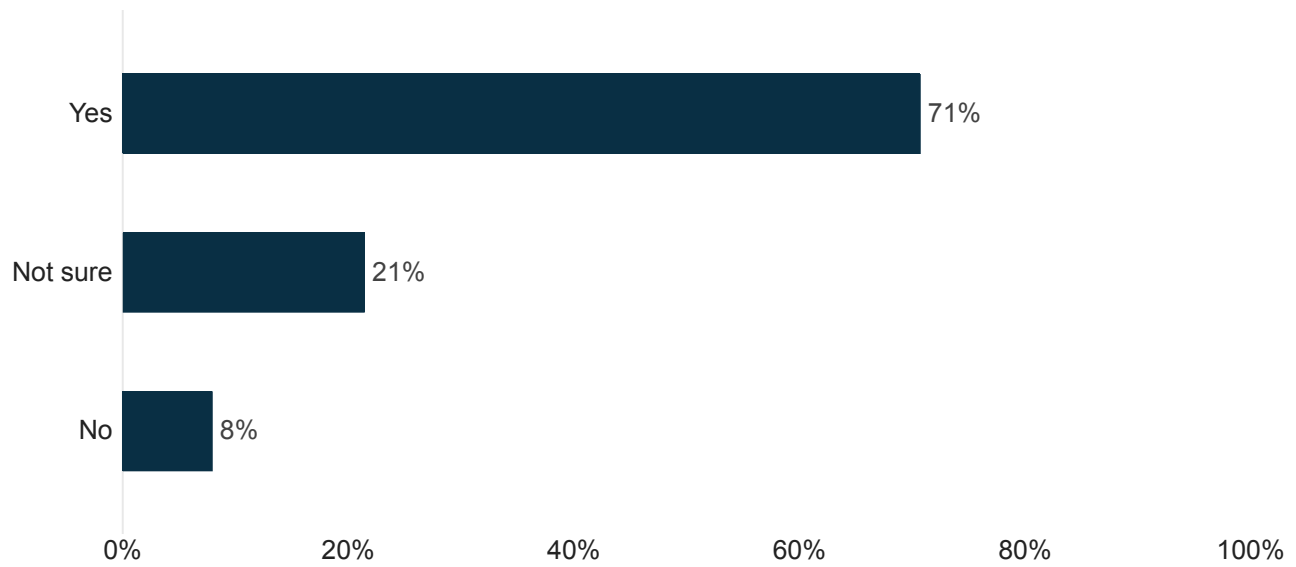
Independent Study Research

My advisors denied my request to remove ESS 001 from my catalog year.

Only need physio after

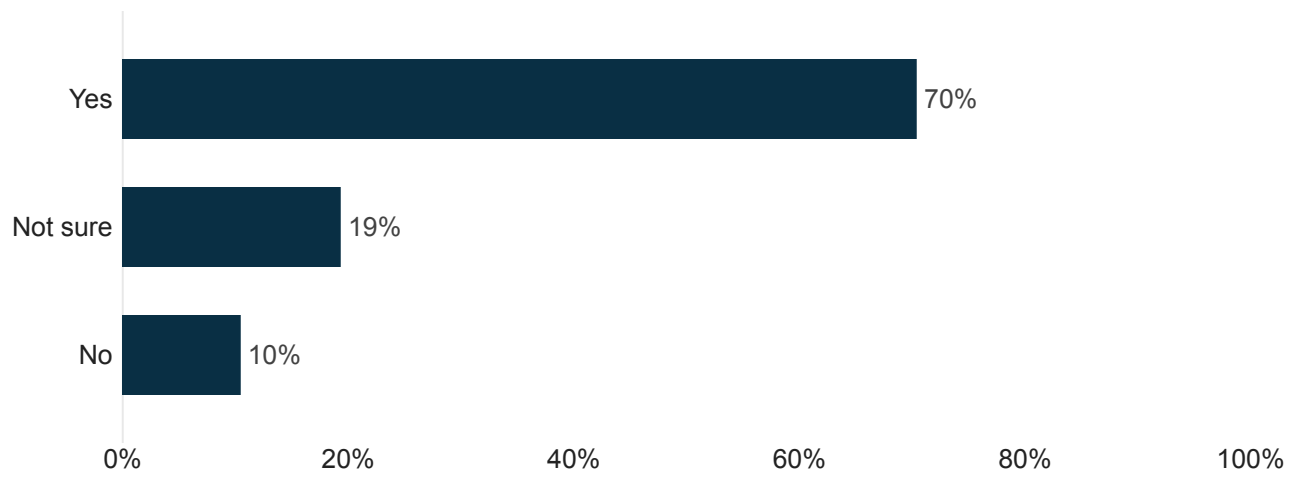
Taking research units as well

Would you chose UC Merced again if you were starting college all over?



Field	Choice Count
Yes	429
Not sure	130
No	48

Would you chose the same major(s) if you were starting college all over again?



Field	Choice Count
Yes	427
Not sure	117
No	63