

2018 Graduating Senior Survey Report - Frosh (non-transfers)
Prepared by Institutional Research and Decision Support
Last Updated: July 12, 2018

Response Rate: Of the 1421 students invited to complete the survey, 527 (37%) provided partial or complete responses. Because students could skip questions, response rates varied by question.

Administration: The survey was available for seniors to complete between April 2, 2018 and May 6, 2018. As an incentive, respondents were entering into drawings to receive 35 \$25 Amazon e-gift cards. Students could complete the survey by clicking their individualized link in personalized emails, or by using an anonymous link that required authentication. Survey publicity and outreach was coordinated across multiple groups on campus: IRDS, Student Affairs, assessment managers, faculty, academic advisors, and others.

Respondent Characteristics: Please refer to Tables 1-4 below for respondent characteristics, including information about the representativeness of the sample relative to the invited population. The sample was roughly representative of the invitee population, and subgroup response rates were similar to the overall response rate of 37%, with few exceptions. Women were more likely to take the survey than men, which is common in survey research. Other differences in response rates are likely due to small sample sizes for particular groups.

Report Notes: Unless otherwise noted, all students could answer each question on the survey. Students could choose to skip questions. Students were invited to take the survey if they had been awarded a degree, or applied to receive a degree as of the 15th day of instruction in spring 2018. It is possible that some students completing the survey did not graduate, though all were seniors and responses still aid understanding of the experience of students close to graduation.

Frosh Respondents: This report has been filtered to contain only survey responses from students who entered UC Merced as Frosh (non-transfer students), though Tables 1-4 and free response summaries contain information about all respondents regardless of entering level status.

If you have questions about this report, please contact Corinne Townsend (ctownsend@ucmerced.edu) in Institutional Research and Decision Support.

Table 1. Student Demographics (Entire Sample)

	# Invited (of 1421 total)	% Invited	# Responded (of 527 total)	% Responded	Response Rate (# responded/ # invited)
Entering Level					
Transfer	163	12%	79	15%	48%
Frosh	1258	89%	448	85%	36%
Gender					
Male	668	47%	217	41%	32%
Female	746	52%	309	59%	41%
Unknown	6	<1%	1	<1%	17%
Race/Ethnicity					
International	91	6%	33	6%	36%
Hispanic	674	47%	245	46%	36%
African American	65	5%	17	3%	26%
American Indian	5	<1%	3	<1%	60%
Asian	333	23%	121	23%	36%
Pacific Islander	7	<1%	3	<1%	43%
White	178	13%	72	14%	40%
Multi-racial	56	4%	29	6%	52%
Unknown	12	1%	4	1%	33%

Note: % values may not sum to 100% for a given characteristic due to rounding error.

Table 2. Student Demographics and Schools

	# Invited (of 1421 total)	% Invited	# Responded (of 527 total)	% Responded	Response Rate (# responded/ # invited)
First Generation Status					
FirstGeneration	939	66%	340	65%	36%
Non- FirstGeneration	482	34%	187	36%	39%
Pell Eligibility Status					
Yes	863	61%	322	61%	37%
No	558	39%	205	39%	37%
	# Invited (of 1448 majors)	% Invited	# Responded (of 542 majors)	% Responded	Response Rate (# responded/ # invited)
School					
Engineering	290	20%	118	22%	41%
Social Sciences, Humanities, and Arts	700	48%	259	48%	37%
Natural Sciences	458	32%	165	30%	36%

Note: % Values may not sum to 100% for a given characteristic due to rounding error; School counts will sum to values greater than the overall invited and respondent student totals due to students with multiple majors - denominators are adjusted to the number of majors for this table.

Table 3. Student Majors (Entire Sample)

	# Invited (of 1448 majors)	% Invited	# Responded (of 542 majors)	% Responded	Response Rate (# responded/ # invited)
ANTH - Anthropology	14	1%	4	1%	29%
BENG – Bioengineering	45	3%	23	4%	51%
BIOS – Biological Sciences	361	25%	120	22%	33%
CHEM – Chemical Sciences	36	2%	15	3%	42%
COGS – Cognitive Science	50	3%	16	3%	32%
CSE – Computer Science & Engineering	88	6%	34	6%	39%
ECON – Economics	31	2%	12	2%	39%
ENG – English	22	2%	8	1%	36%
ENVE – Environmental Engineering	27	2%	14	3%	52%
ESS – Earth Systems Science	15	1%	9	2%	60%
HIST – History	12	1%	5	1%	42%
MATH – Applied Mathematical Sciences	32	2%	14	3%	44%
MBE – Management & Business Economics	167	12%	51	10%	31%
ME – Mechanical Engineering	123	8%	43	8%	35%
PH – Public Health	76	5%	34	6%	45%
PHYS – Physics	14	1%	7	1%	50%
POLI – Political Science	49	3%	18	3%	37%
PSY – Psychology	220	15%	93	17%	42%
SOC – Sociology	48	3%	16	3%	33%
SPAN - Spanish	3	<1%	2	<1%	66%

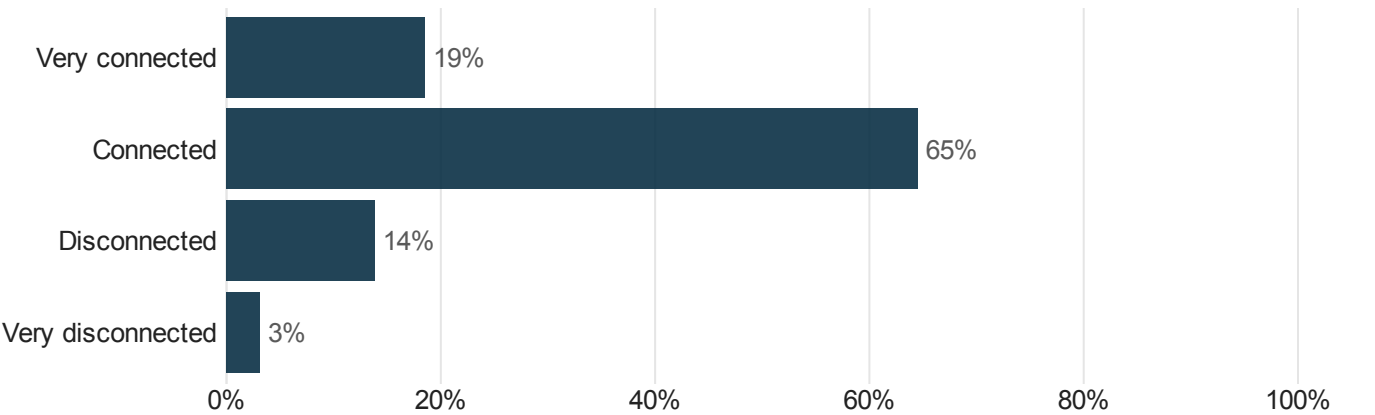
Note: % Values may not sum to 100% due to rounding error; Major counts sum to values greater than the overall invited and respondent student totals from Table 1 due to students with multiple majors - denominators are adjusted to the number of majors for this table and are noted in the header row of this table.

Table 4. Student Minors (Entire Sample - Students with Minors)

	# Invited (of 463 minors)	% Invited	# Responded (of 181 Minors)	% Responded	Response Rate (# responded/ # invited)
ANTH - Anthropology	10	2%	6	3%	60%
ARTS - Arts	15	3%	5	3%	33%
CCST – Chicano/Chicana Studies	2	<1%	0	0%	0%
CHEM – Chemical Sciences	4	1%	1	<1%	25%
COGS – Cognitive Science	23	5%	7	4%	30%
CRS – Community Research and Service	2	<1%	1	<1%	50%
ECON – Economics	10	2%	3	2%	30%
ENG / LIT – English	2	<1%	1	<1%	50%
ESSU – Environmental Science & Sustainability	6	1%	2	1%	33%
GASP – Global Arts Studies	1	<1%	1	<1%	100%
HIST – History	4	1%	1	<1%	25%
MBE / MGMT – Management	21	5%	8	4%	38%
MTMH – Applied Mathematics	10	2%	3	2%	30%
NSEC/NSED – Natural Sciences Education	29	6%	15	8%	52%
PH – Public Health	22	5%	11	6%	50%
PHIL – Philosophy	18	4%	8	4%	44%
PHYS – Physics	1	<1%	1	<1%	100%
POLI – Political Science	20	4%	8	4%	40%
PSY – Psychology	136	29%	47	26%	35%
SOC – Sociology	45	10%	21	12%	47%
SPAN - Spanish	46	10%	16	9%	35%
WRI – Writing	36	8%	15	8%	42%

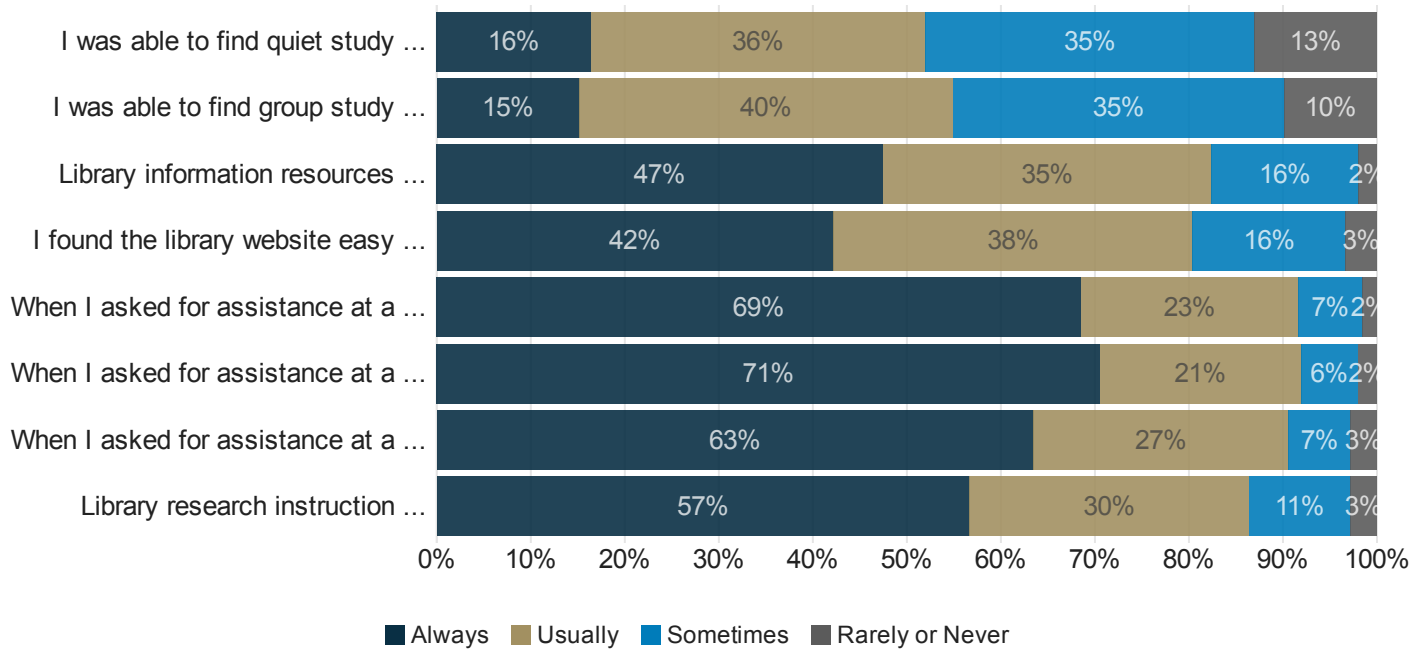
Note: % Values may not sum to 100% due to rounding error; Minor counts do not sum to the overall invited and respondent student totals from Table 1 because many do not have a minor, and some have multiple minors - denominators are adjusted to the number of minors for this table, and are noted in the header row of this table.

Today, how connected to or disconnected from UC Merced do you feel?



Field	Count
Very connected	83
Connected	289
Disconnected	62
Very disconnected	14

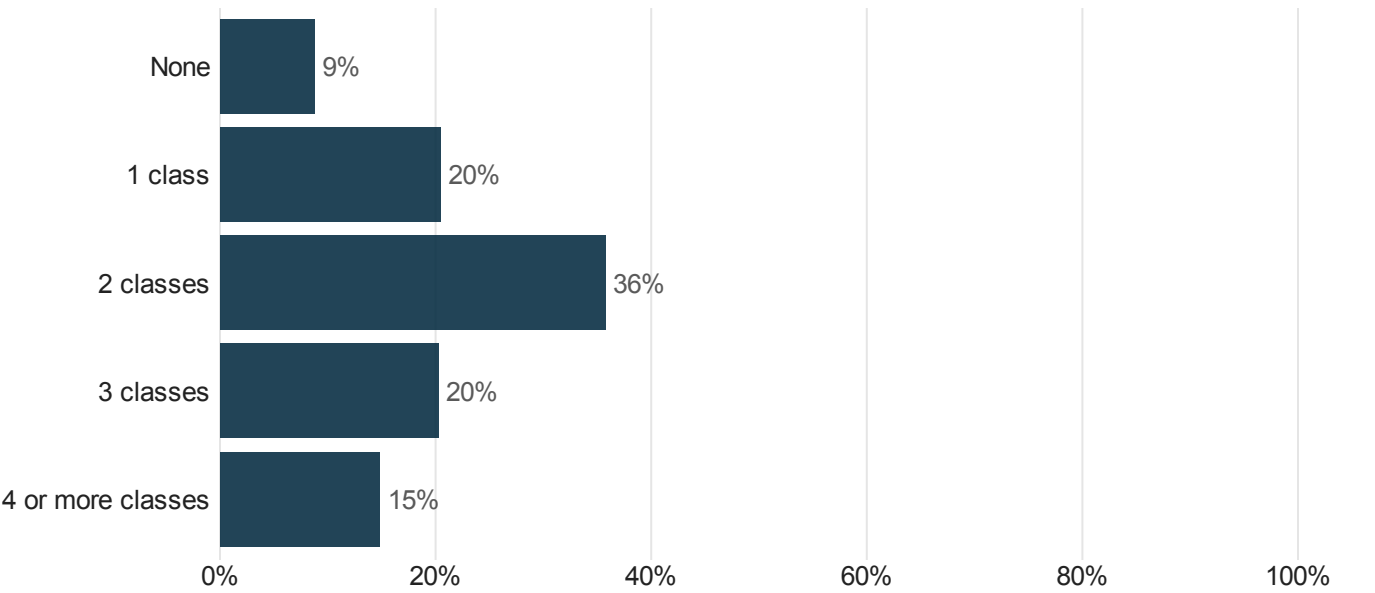
Please select your level of agreement or disagreement with the following statements about UC Merced's Library.



Note: Question text in figure has been truncated for readability. Full text is included in the table below.

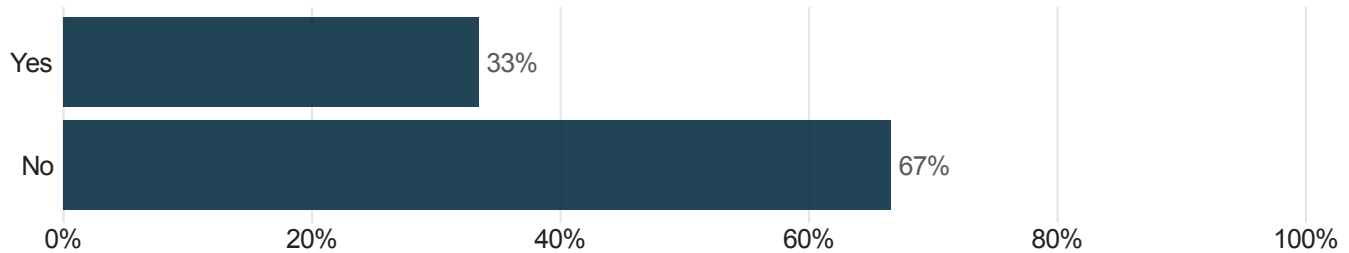
Field	Always	Usually	Sometimes	Rarely or Never
I was able to find quiet study space in the Library.	72	156	154	57
I was able to find group study space in the Library.	65	170	151	42
Library information resources (books, journals, databases, etc.) met my learning and research needs.	197	145	65	8
I found the library website easy to use.	179	162	69	14
When I asked for assistance at a library service desk, library staff were approachable and welcoming.	270	91	27	6
When I asked for assistance at a library service desk, library staff gave adequate attention to my question or need.	280	85	24	8
When I asked for assistance at a library service desk, library staff were knowledgeable about how to help.	250	107	26	11
Library research instruction helped me find suitable information resources for my papers and projects.	221	116	42	11

In how many classes did you receive library research instruction from library staff during your time at UC Merced?



Field	Count
None	39
1 class	91
2 classes	159
3 classes	90
4 or more classes	66

Did you conduct research with a faculty member as an undergraduate at UC Merced? This would include research or creative projects outside of regular course requirements during the academic year or summer. If you participated in more than one research effort, please consider the one you spent the most time on when completing this question.



Field	Count
Yes	148
No	295

General field of research:

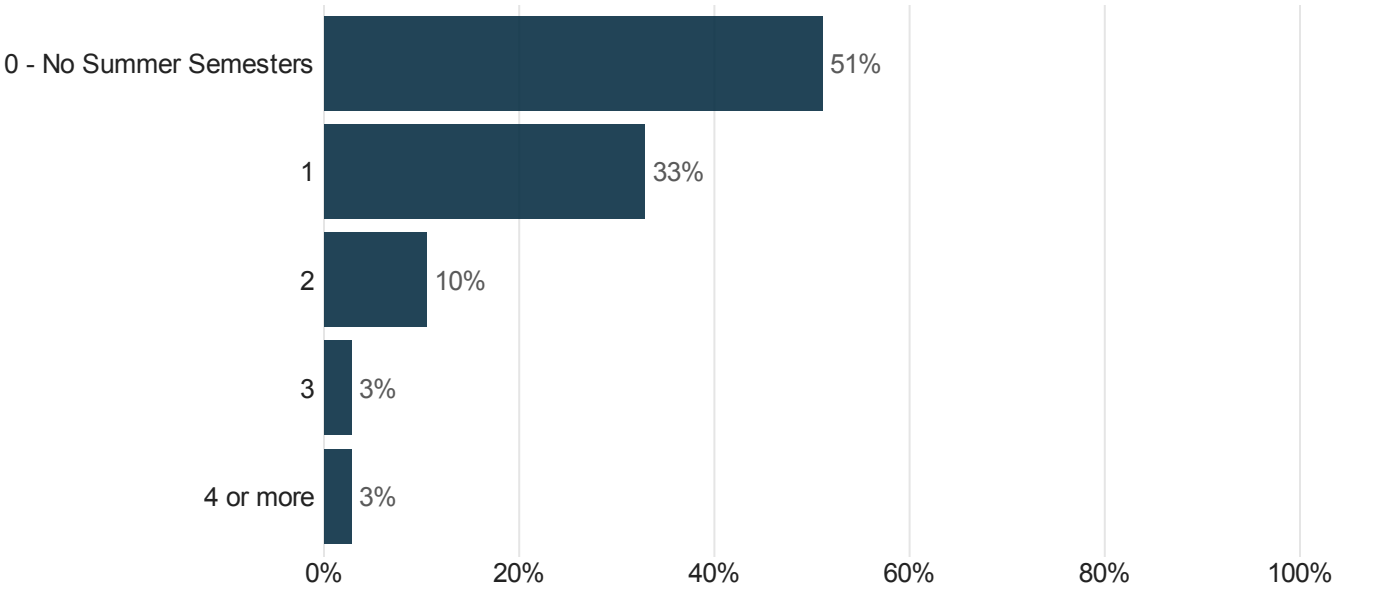
Note: Numbers in parentheses indicate frequencies for responses given by more than one respondent.

Additive Manufacturing	Antimicrobial Resistance Research
Alternative energy, hydrogen fuel cell	Atypical Development (2)
Archaeological Preservation	Biochemistry
Autonomous drone battery researcher	Biochemistry; Proteins
Biochemistry / Biophysics	
Bioengineering (4)	
Biology (3)	Biomaterials
Biophysics	Carbon Flux
Cardiovascular Tissue Engineering	Cellular biology
Chemistry	Climate and Wildfire Research
Cloning	Coding/virtual reality
Cognitive mechanics	Cognitive Science(4)
Computational Biology-Genomics	Computational Chemistry
Computer Science and Engineering	Computer Science Education
Condensed Matter Physics	CRADL LAB
Cultural Anthropology	Development
Developmental Hematopoiesis	Developmental Psychology(6)
Digital Heritage	Digital Image Processing

General Field of Research, continued:

Digital World Heritage	ecological and evolutionary processes
Ecology(2)	Economics(2)
Effects of nanoparticles of marine and human GEC cells	Engineering (2)
Engineering Design EV Batteries	Environmental Science
Evolution	Family Development (2)
Fluid flow	Forest Ecology
Fuel Cells (2)	Genetic Engineering
Genetics- Neurology	Geochemistry
Health Communications and Interventions	Health Psychology (2)
Heat Transfer	High Performance Computing
history	History of Merced
Host Pathogen Interactions	Humanities
Immunology(2)	Infant Vocal Development (Cog Sci)
Innovative Design Manufacturing	Market Research
Materials Research	Materials Science and Engineering(2)
Mathematics	Mechanical Engineering
Mechanical Engineering - Tribology MESA Lab	Microbiology(3)
Microbiology and Genetics	Microbiology-Genetics
Molecular Dynamics	MoS2 research
Nanoparticles	Neurobiology/Neuroepigenetics
Optics	Organic Chemistry
Physics	Physics: Fluids
Physiology	Plasma Modeling
Plasma Physics Fluid Dynamics	Political Science(3)
Psychology(14)	PsychoNeuroEndocrinology(2)
Public Health(11)	Public Health Communications
Public Health Despiritities in the SQV	Public Health/Psychology
Public Health: Oral Health	Public Works
Robotics(2)	Runoff from Sierra Nevada
Shakespeare in Yosemite	Sociology(3)
Sheet metal bending simulation and optimization	Soil Physics
Software in Matlab to identify ROI in Thymus	Soil Research
Solar energy	Statistics
Stress and Health Psychology(2)	Sustainability
TREE RESPONSES TO CLIMATE AND FOREST DENSITY	Tribology(3)
UAS	Undocumented Student Climate
User Experience	Vernal pools
Vocational Schooling	Water Resources
Wireless Sensor Networks	

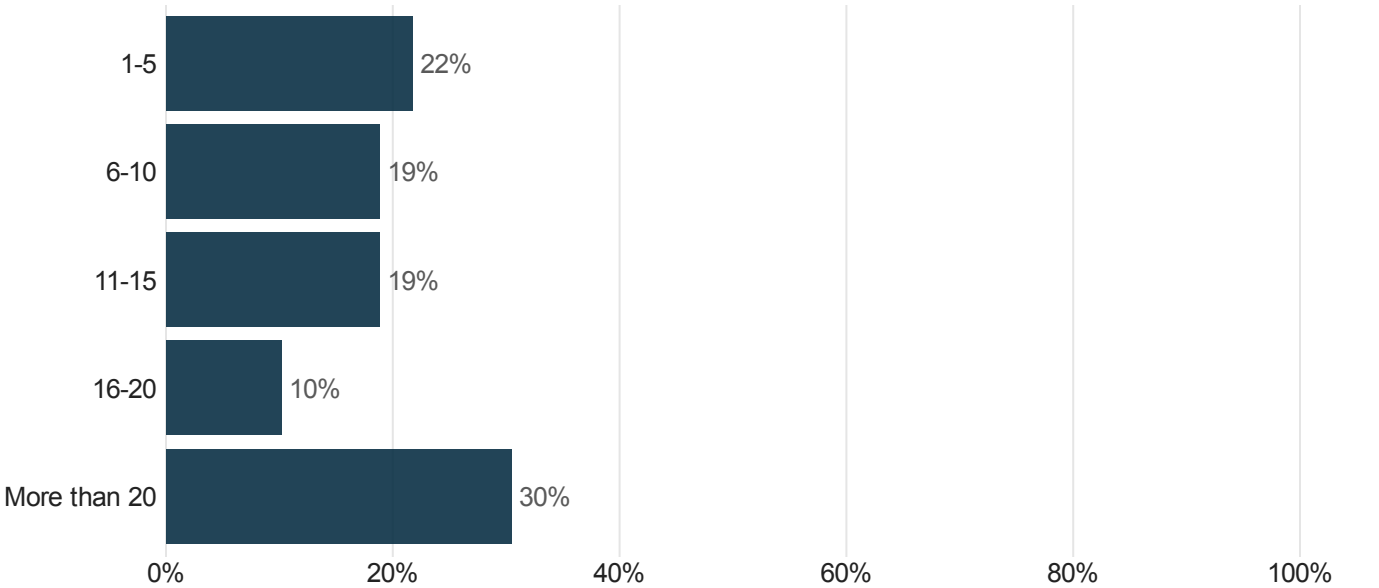
Approximate number of summer semesters you were involved in this research:



Field	Count
0 - No Summer Semesters	73
1	47
2	15
3	4
4 or more	4

Note: Only respondents who said they conducted research with a faculty member could answer this question.

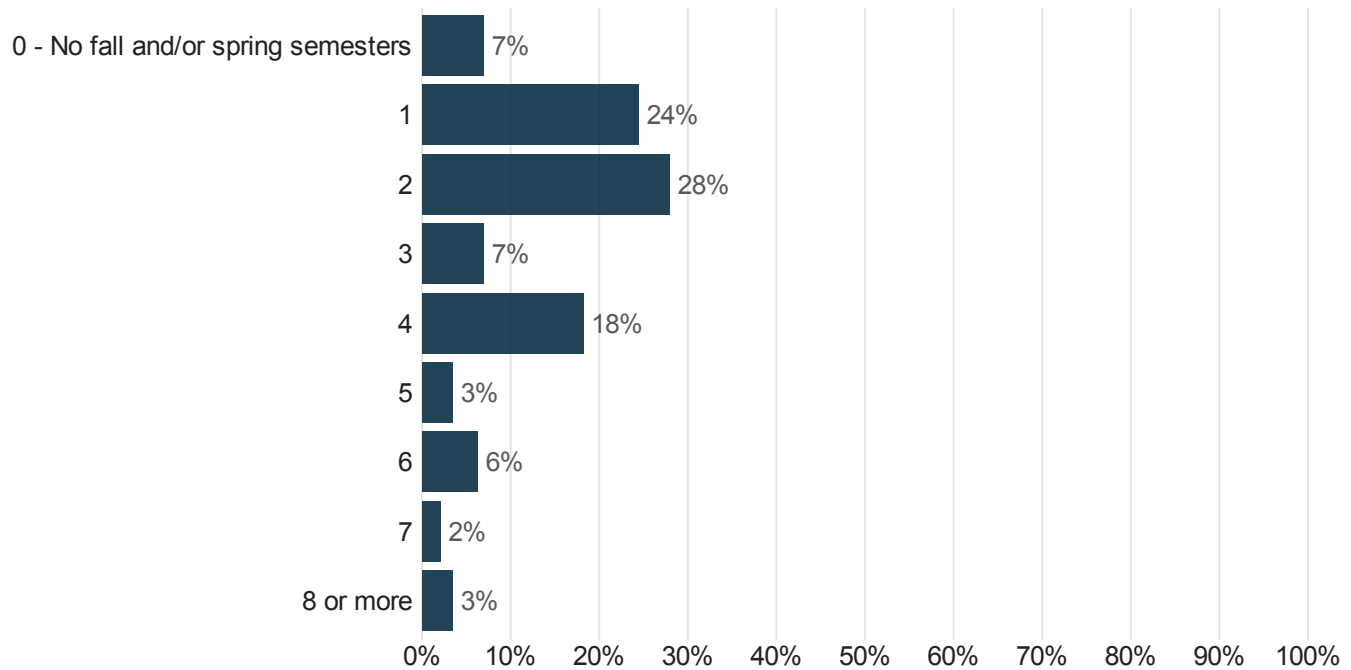
You said that you conducted research during a summer semester. Approximately how many hours per week were you involved in this research?



Field	Count
1-5	15
6-10	13
11-15	13
16-20	7
More than 20	21

Note: Only respondents who said they conducted research with a faculty member during a summer semester could answer this question.

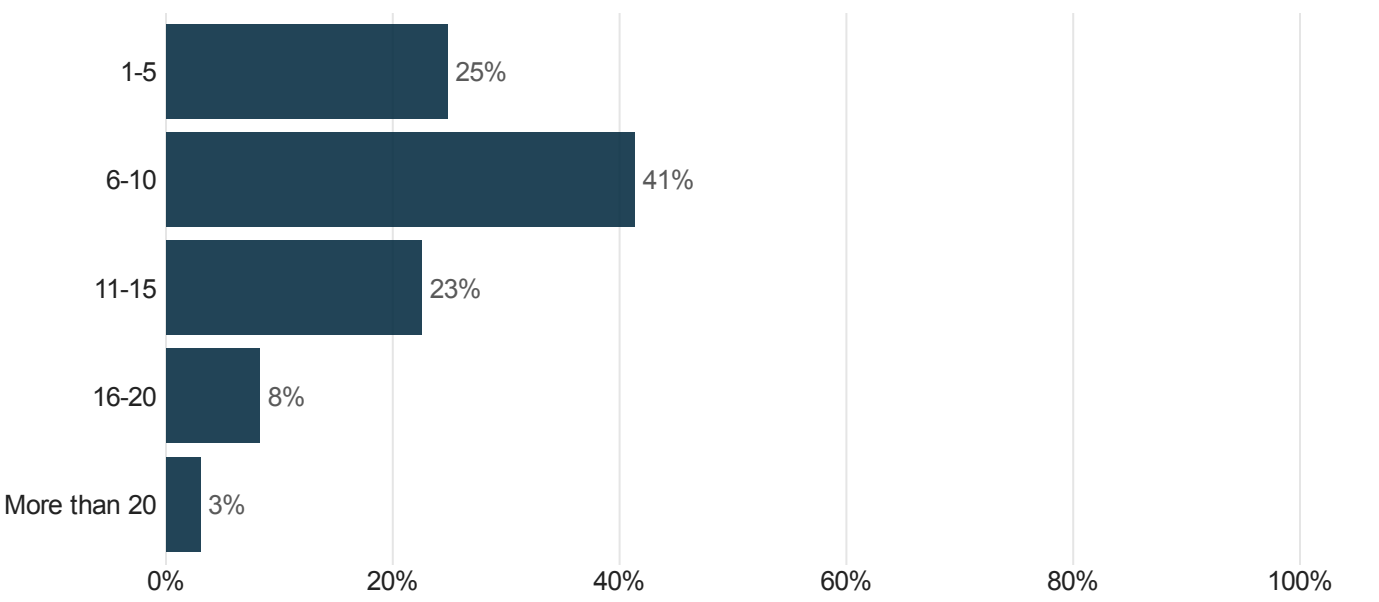
Approximate number of fall and/or spring semesters you were involved in this research:



Field	Count
0 - No fall and/or spring semesters	10
1	35
2	40
3	10
4	26
5	5
6	9
7	3
8 or more	5

Note: Only respondents who said they conducted research with a faculty member could answer this question.

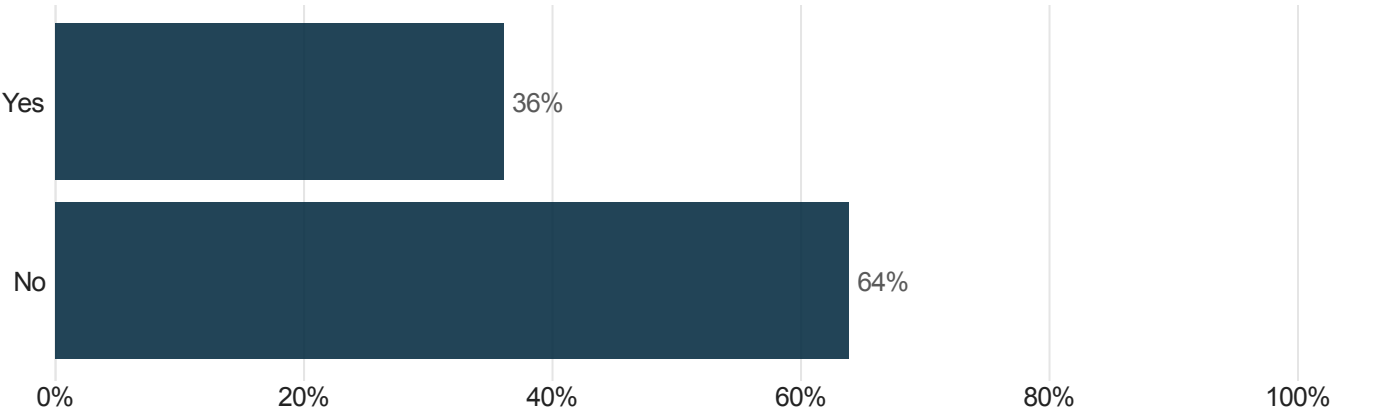
You said you conducted research during a fall and/or spring semester. Approximately how many hours per week were you involved in this research?



Field	Count
1-5	33
6-10	55
11-15	30
16-20	11
More than 20	4

Note: Only respondents who said they conducted research with a faculty member during a fall and/or spring semester could answer this question.

Did you present results from your research outside the classroom at UC Merced or elsewhere? (e.g., at UC Merced Research Week, in publications, at conferences)



Field	Count
Yes	52
No	92

Note: Only respondents who said they conducted research with a faculty member could answer this question.

In which of the following formal undergraduate research or graduate preparation programs did you participate at UC Merced? (Please select all that apply.)

Note that we are asking about formal programs such as those listed below, not research with faculty on a volunteer basis, for course credit, or for pay.

Field	Count
CAMP - CA Alliance for Minority Participation in Science, Engineering and Mathematics	6
Center of Excellence on Health Disparities	-
CREST Scholars Fellowship Program	4
DESCARTES	3
MARC - Minority Access to Research Careers	2
McNair Scholars	-
NASA MACES	3
PG&E Engineering Summer Scholars	1
UC COINS - Center of Integrated Nanomechanical Systems	-
UC LEADS - Leadership Excellence through Advanced Degrees	4
UC Merced SURF – Summer Undergraduate Research Fellowship	7
Undergraduate Research and Mentoring Program in Computational Biology	1
UROC-H: Research in the Humanities	5
USDA HSI Scholars	2
Yosemite Environmental Science REU (Research Experience for Undergraduates)	-
Other REU (Research Experience for Undergraduates) (please specify)	7
Other program (please specify)	23
None - I did not participate in formal research or preparation programs at UC Merced	352

In which of the following formal undergraduate research or graduate preparation programs did you participate at UC Merced? (Other REU)

Other REU (Research Experience for Undergraduates) (please specify) - Text

CCEFP

Penn State REU, Interdisciplinary Physics and Materials Science

ASUCM FURS Grant

Cornell Astronomy REU

EBICS MIT REU

KGI SURE

In which of the following formal undergraduate research / graduate preparation programs did you participate at UC Merced? (Other)

Note: Only open-ended Other responses are summarized on this page. Numbers indicate frequencies for responses given by more than one student (n=27 responses total)

Research Week-Scholars Lane

ANDES

Shakespeare in Yosemite and Vernal Pool

Yosemite Leadership Program (2)

ESS 195

RA - Spivy lab

USTU

California Ecology and Conservation Field quarter -UCNRS

Research Assistant and Undergraduate lab Assistant

SULI for summer '18

ASUCM FURS (2)

Mechatronics, Embedded Systems, and Automation (MESA) Labs (2)

DARTS

UCM CCH (Communications, Culture and Health) Lab

UC NRS Field Studies Course

Student Success Internships (2)

UROC

Engineering Service Learning

KURE, MHIRT, SSRP

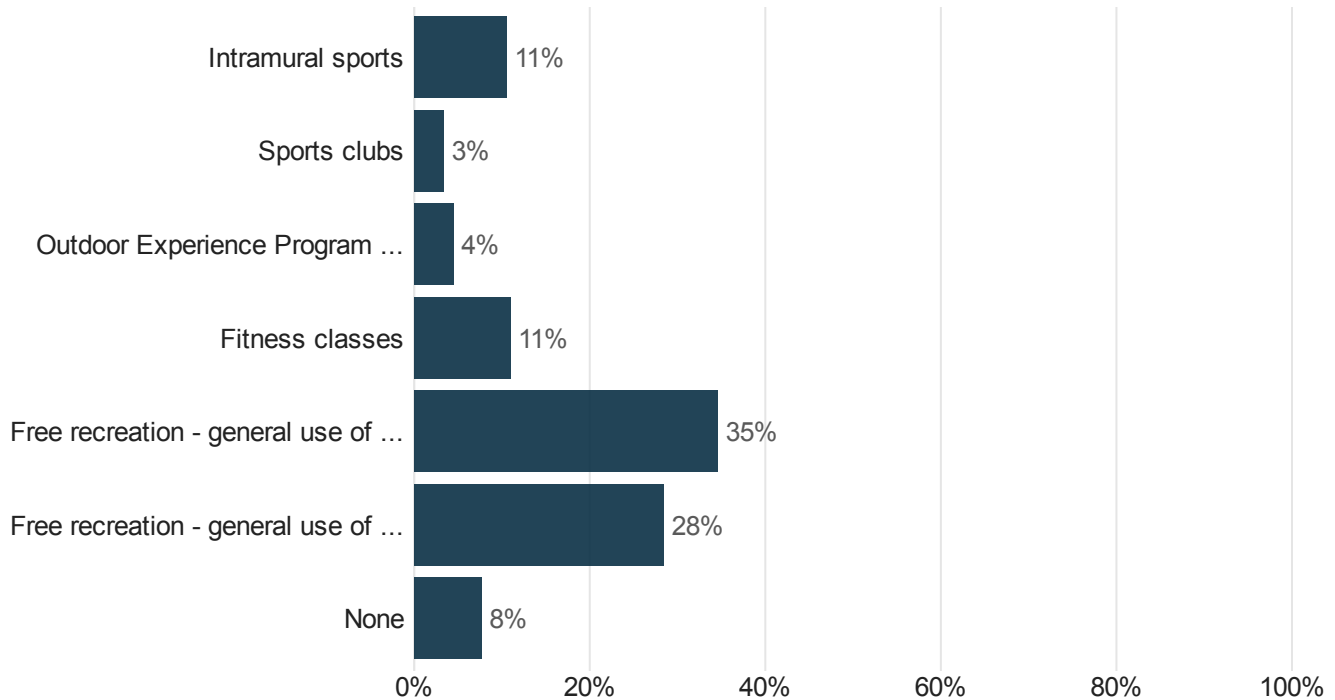
ENVE 195

CCBM

R Studios

Fiat Lux

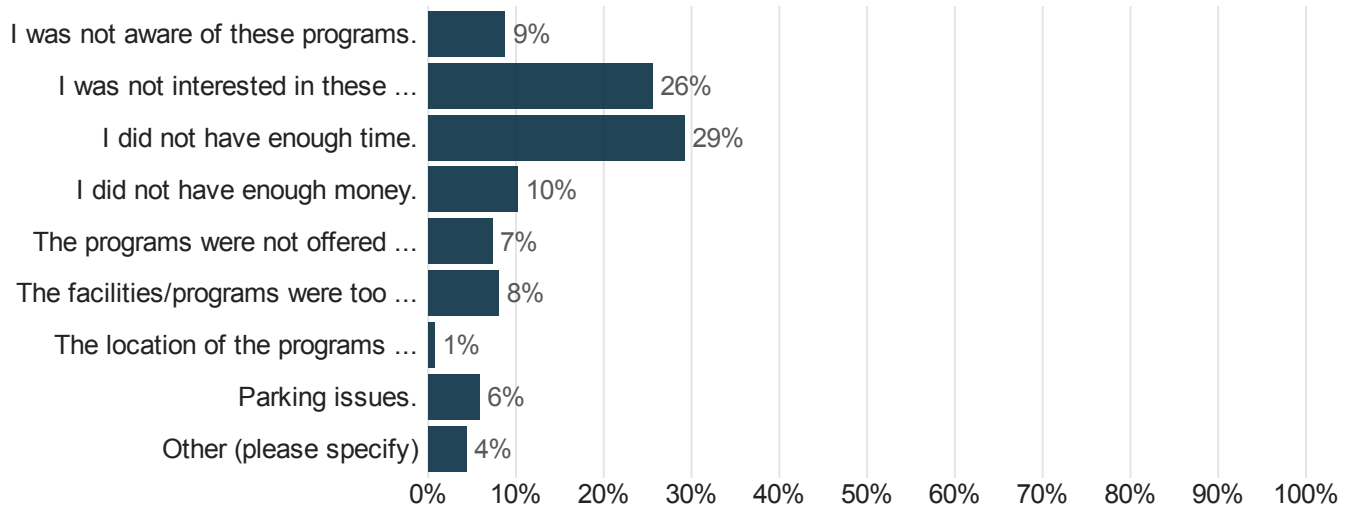
In which Recreation and Athletics programs did you participate at any time during your undergraduate studies at UC Merced? (Please select all that apply.)



Note: Due to reporting limitations, percentage values refer to the percent of all choices, rather than the percentage of respondents selecting each option.

Field	Count
Intramural sports	96
Sports clubs	31
Outdoor Experience Program (outdoor trips)	41
Fitness classes	100
Free recreation - general use of the Gallo Recreation Center	316
Free recreation - general use of the SAAC Weight Room	260
None	70

Why did you choose not to participate in any Recreation and Athletics programs? (please select all that apply)



Notes: Due to reporting limitations, percentage values refer to the percent of all choices, rather than the percentage of respondents selecting each option. Only respondents who indicated they didn't participate could answer this question. Open - ended other responses are included on the next page.

Field	Count
I was not aware of these programs.	12
I was not interested in these programs.	35
I did not have enough time.	40
I did not have enough money.	14
The facilities/programs were too crowded.	11
The location of the programs was not convenient.	1
Parking issues.	8
Other (please specify)	6
The programs were not offered at times that fit my schedule.	10

Why did you choose not to participate in any Recreation and Athletics programs? (Other)

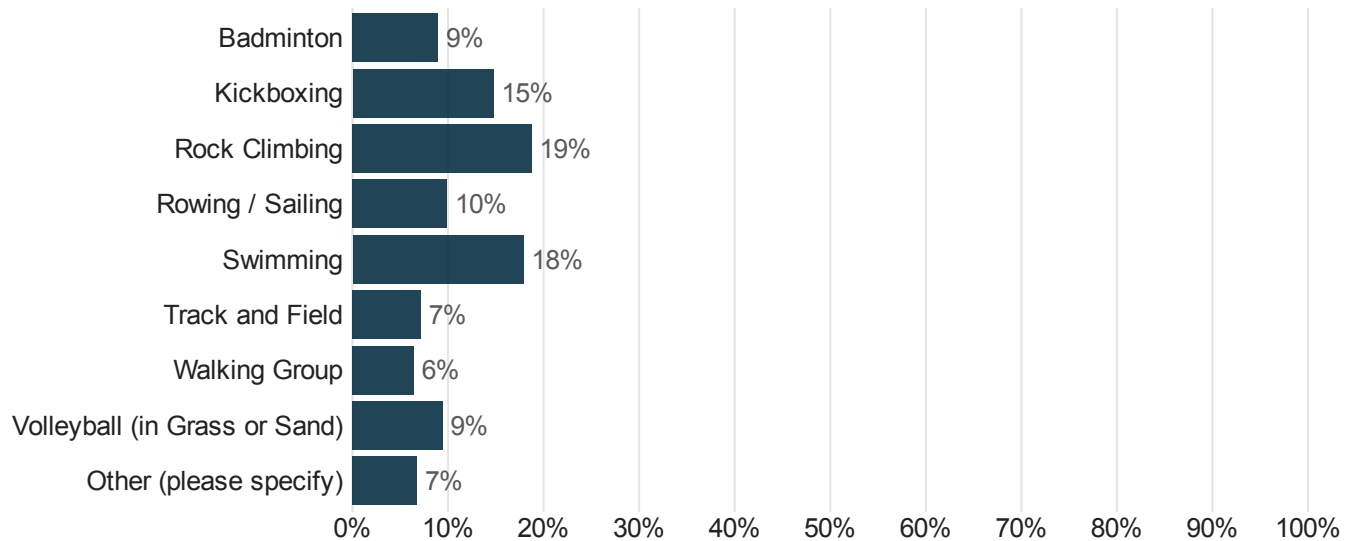
Other (please specify) - Text

Played on the UC Womens Soccer Team

I'm intimidated by working out in front of others

I biked to class

What recreation and/or athletic programs would you have participated in had they been offered?



Notes: Due to reporting limitations, percentage values refer to the percent of all choices, rather than the percentage of respondents selecting each option.

All participants were able to respond to this question. Open-ended Other responses are included on the next page.

Field	Count
Badminton	74
Kickboxing	122
Rock Climbing	155
Rowing / Sailing	82
Swimming	148
Track and Field	59
Walking Group	53
Volleyball (in Grass or Sand)	78
Other (please specify)	56

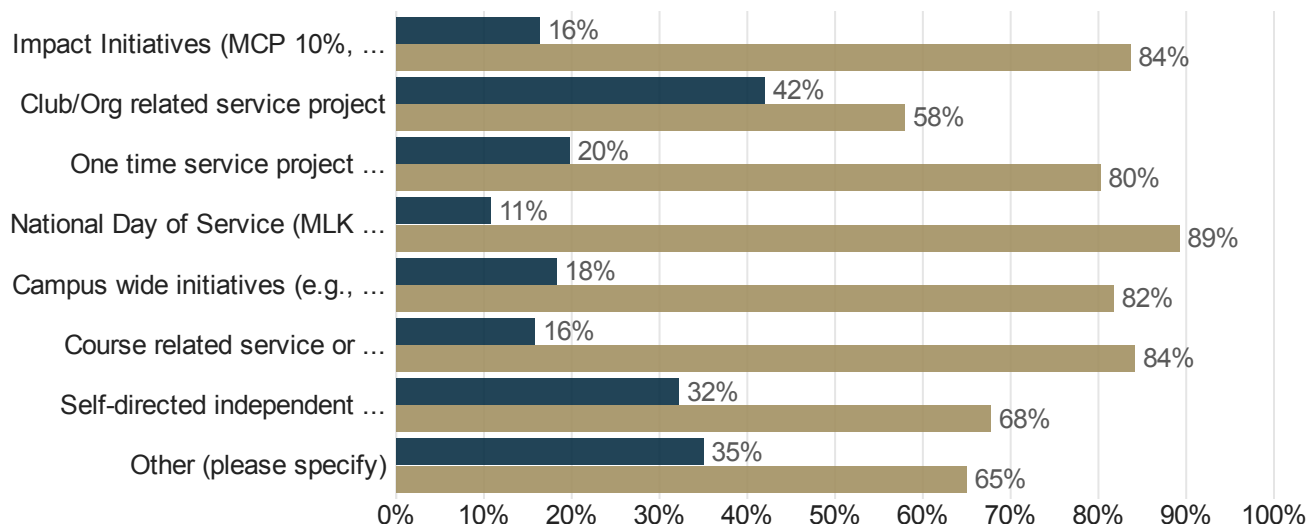
Double click to edit

What recreation and/or athletic programs would you have participated in had they been offered? (Other)

Note: Only open-ended Other responses are summarized on this page. Numbers in parentheses indicate frequencies for responses given by more than one student (n=65 responses).

Archery (6)
 Baseball(3)
 Basketball (5)
 Boxing (6)
 Cheerleading (2)
 Crossfit (1)
 Cycling (2)
 Dance
 F45 (2)
 Fencing
 Football (4)
 Gymnastics
 Gun training
 Hiking in Yosemite
 Jiu Jitsu/Grappling
 Just Myself
 Kendo
 Lacrosse (3)
 Martial Arts (3)
 MMA (2)
 none
 Olympic Weightlifting
 Recreational Shooting
 Rifling
 Rock Climbing (2)
 Rowing
 Rugby
 Running (2)
 Soccer (4)
 Tennis (6)
 Ultimate Frisbee (3)
 Volleyball
 Wrestling (2)
 Yoga
 Zumba

What types of community service are you currently or have you participated in during your time as a student at UC Merced? (Select all that apply)



Note: Question text in figure has been truncated for readability. Full text is included in the table below. Other responses are included on the next page.

Field	Currently participating	Have participated in the past
Impact Initiatives (MCP 10%, ICR, LWYL)	9	46
Club/Org related service project	124	171
One time service project through The Community Engagement Center	17	69
National Day of Service (MLK Day, September 11th)	7	58
Campus wide initiatives (e.g., Meals for Families, Home for the Holiday, Giving Tuesday)	21	94
Course related service or Service Learning	19	101
Self-directed independent service (i.e., project of your choice and making)	39	82
Other (please specify)	7	13

What types of community service are you currently or have you participated in during your time as a student at UC Merced?
(Other)

Other (please specify) - Text

Through UC Merced Athletics

Optometry office on Merced

SWEucmerced

Omega Delta Phi Inc. and Humans United

none

ASUCM

Charity

Food Bank

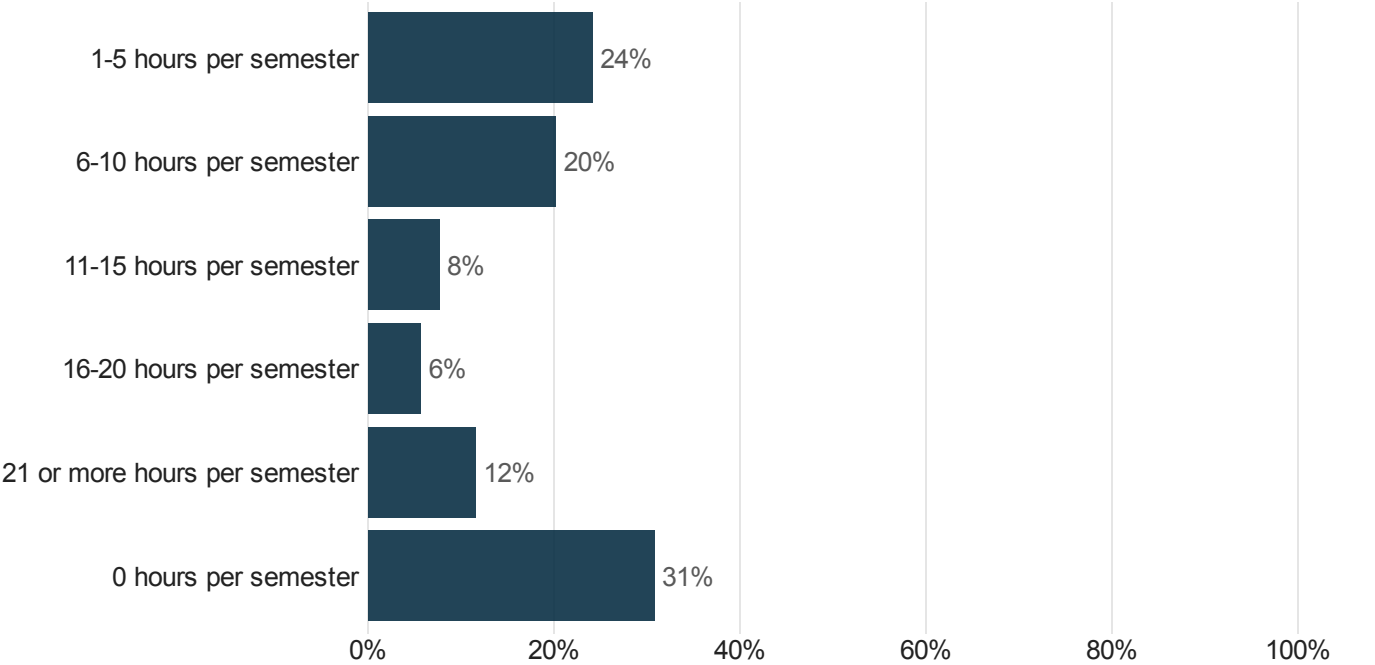
non UC Merced affiliated

Alum Association Events

catechism

Hospital Volunteering (Mercy Medical ED Volunteer)

Considering only the community service you participated in during this past academic year, how many hours did you participate during a typical semester?

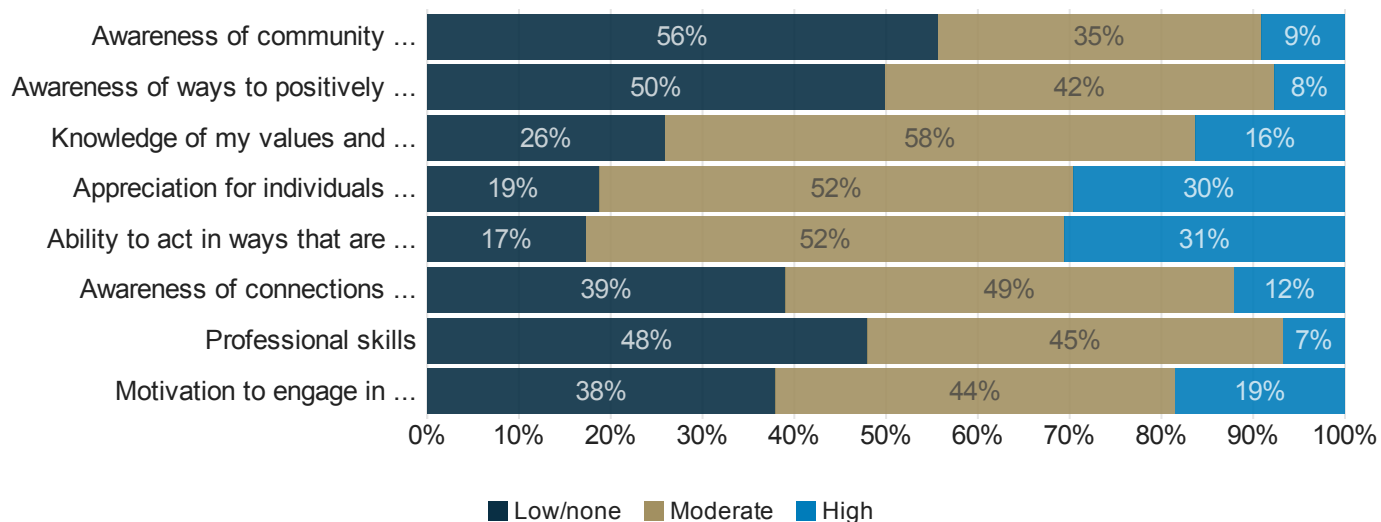


Field	Count
0 hours per semester	125
1-5 hours per semester	98
6-10 hours per semester	82
11-15 hours per semester	31
16-20 hours per semester	23
21 or more hours per semester	47

Please rate yourself on the skills and knowledge in the following statements. Please give yourself two different scores, one score for when you started at UC Merced, and a second score for today.

This page: When you started at UC Merced

Next page: Today



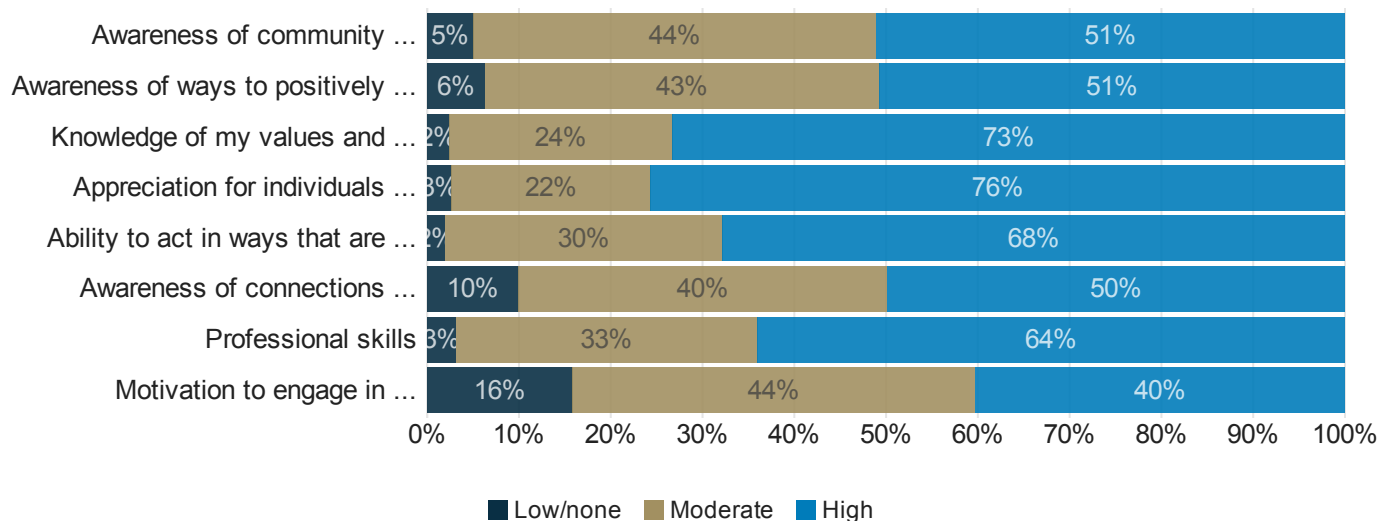
Note: Question text in the figure is truncated, but full text is included in the table below.

Field	Low/none	Moderate	High
Awareness of community needs/issues	232	147	38
Awareness of ways to positively impact community needs/issues	208	177	32
Knowledge of my values and interests	108	241	68
Appreciation for individuals different from myself (e.g., different cultural background, socioeconomic status, etc.)	78	215	123
Ability to act in ways that are consistent with my values	72	217	127
Awareness of connections between community service and academic learning/coursework	162	203	50
Professional skills	200	189	28
Motivation to engage in community service	158	181	77

Please rate yourself on the skills and knowledge in the following statements. Please give yourself two different scores, one score for when you started at UC Merced, and a second score for today.

Previous page: When you started at UC Merced

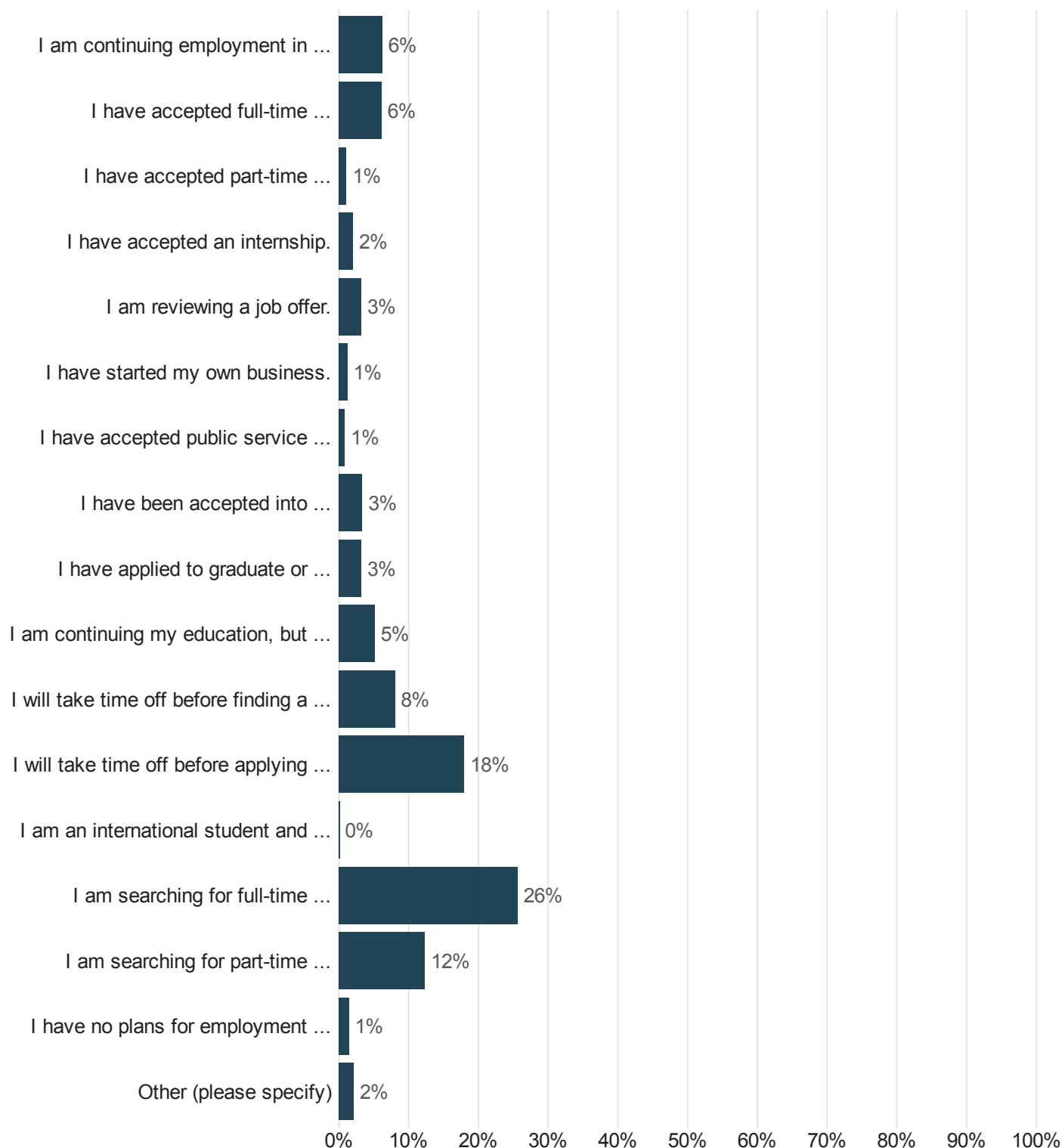
This page: Today



Note: Question text in the figure is truncated, but full text is included in the table below.

Field	Low/none	Moderate	High
Awareness of community needs/issues	21	183	213
Awareness of ways to positively impact community needs/issues	26	178	210
Knowledge of my values and interests	10	101	304
Appreciation for individuals different from myself (e.g., different cultural background, socioeconomic status, etc.)	11	90	314
Ability to act in ways that are consistent with my values	8	126	282
Awareness of connections between community service and academic learning/coursework	41	166	206
Professional skills	13	137	267
Motivation to engage in community service	66	183	168

What are your current post-graduation plans? (Please select all that



Notes: Due to reporting limitations, percentage values refer to the percent of all choices, rather than the percentage of respondents selecting each option.

Question text in the figure is truncated, but full text is included in the table on the next page.

What are your current post-graduation plans? (Please select all that apply)

Field	Count
I am continuing employment in my current job.	52
I have accepted full-time employment at a new employer.	51
I have accepted part-time employment at a new employer.	9
I have accepted an internship.	17
I am reviewing a job offer.	27
I have started my own business.	10
I have accepted public service employment (military, Peace Corps, Teach for America, etc.).	7
I have been accepted into graduate or professional school.	28
I have applied to graduate or professional school, but have not yet been accepted.	27
I am continuing my education, but not in graduate school (e.g. second bachelor's, license, certification/credential, etc.).	43
I will take time off before finding a job.	67
I will take time off before applying to graduate school.	150
I am an international student and will return to my home country.	-
I am searching for full-time employment.	214
I am searching for part-time employment.	103
I have no plans for employment (e.g. homemaker, traveling, volunteer, retired, etc.)	12
Other (please specify)	18

What are your current post-graduation plans? (Other)

Note: Only open-ended Other responses are summarized below. Numbers indicate frequencies for responses given

by more than one student. (n=20 responses)

Babysitting
 Moving to a full-time position when I graduate, at my current employer
 Planning to apply to graduate school (4)
 Taking time off for the summer, but planning on taking professional engineering exams and working full time
 JET program
 Medical School
 My job is technically at a past employer (but not my current employer)
 My wife and I want to have a baby
 Peace Corps and English Opens Doors Program in Chile
 Shadow Work
 Studying for the LSAT (2)
 Studying for the MCAT (2)
 Traveling to Japan to teach English
 Searching for an internship
 Work at a gas station

You said you are currently employed. What are the details of your employment?

Note: Only respondents who said they obtained employment or an internship could answer this question. Numbers in parentheses indicate frequencies for responses given by more than one respondent. (n=46 responses)

Employers:

Aaron	Accurus Biosciences, Inc
Agape Schools	Amazon (2)
American Nursing Institute	Amigos de Guadalupe
Aspiranet	Atwater Elementary School District
auto zone	Behavior Treatment Analysis
Belami E-Commerce	BlackSMS
Blue Devils Bingo	bridgewater associates
Bright Futures Academy	Building Young Leaders (BYL)
California Health Collaborative	California Teaching Fellows Foundation
Cal-Pro Farm Labor	CalTeach
Central Valley Autism Project	Chi alpha Campus Ministries
Chris Kello	City of Garden Grove
City Year	Communities for a New California
Creative Alternatives (2)	DiMare Fresh
Dr. Lee and Associates Family Eye Care	E&J Gallo
Eden Medical Center	Emmanuel hospital
Employnet	enterprise
Facebook	Flores Optometry
Foster Farms (2)	Frank Wang
Fresno County Office of Education	Fulbright
Genesis Behavior Center	Goldman Sachs

(CONTINUED FROM PREVIOUS PAGE)

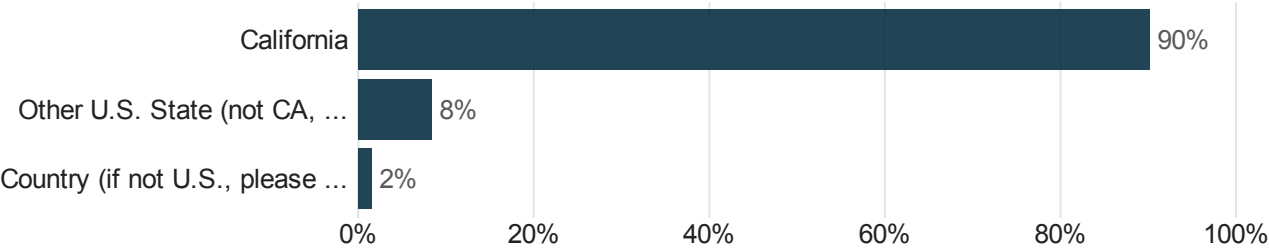
You said you are currently employed. What are the details of your employment?

Note: Only respondents who said they obtained employment or an internship could answer this question. Numbers in parentheses indicate frequencies for responses given by more than one respondent. (n=46 responses)

Employers:

Google	Grassroots Campaigns
Gurmeet Singh	Hannah Brown
Happy Lemon	Housing and Residence Life
Hughson Unified School District	iD Tech Camps
In-Shape	Jason Lee
Jensen	JET Program
KCC Computershare	Lawrence Livermore National Laboratory (2)
Kerney Agriculture Research Extension Center	LifeSTEPS Leidos
Lorena	
Lowes	Los Alamos National Laboratory
Lyalla Dias	Macy's
M3 Environmental Consulting LLC	Merced City School District (2)
Me and Ed's	Merced Honda
Merced County Mosquito Abatement District	Mercy Hospital
MicroBio Engineering	My HYPE apparel
NASA	National Institute of Health
National Park Service (3)	National Renewable Energy Laboratory
Niagara Bottling, LLC	Notre Dame High School
Parbin Sharma	PG&E (2)
Power Personnel	Private boat mechanic
Rockwell Collins	S & A Manufacturing
Rolland and Kathryn Lowe Medical Center	Sacramento marketing
San Carlos School District	Scribe America (4)
Self-employed	Sereno Group
Sergio Mendez	Setton Farms
Sierra Madre Total Programs	Stitch Fix
SunBurst Plant Disease Clinic, Inc	SynitaGates
Target	Tesla
Teaching Fellows	The Vanguard Group
The Morning Star Company	TJ Maxx
Tillys	TQ Electric
Town & Country Liquors	UC Merced (20)
Turlock Poker Room	United Technologies Corp
United States Cold Storage	Vanguard Mutual Fund (2)
University of California	Vituity
Verizon	Yelp
WorkdayInc	Zedge

Location - State (or country, if not U.S.)



Field	Count
California	119
Other U.S. State (not CA, please specify)	11
Country (if not U.S., please specify)	2

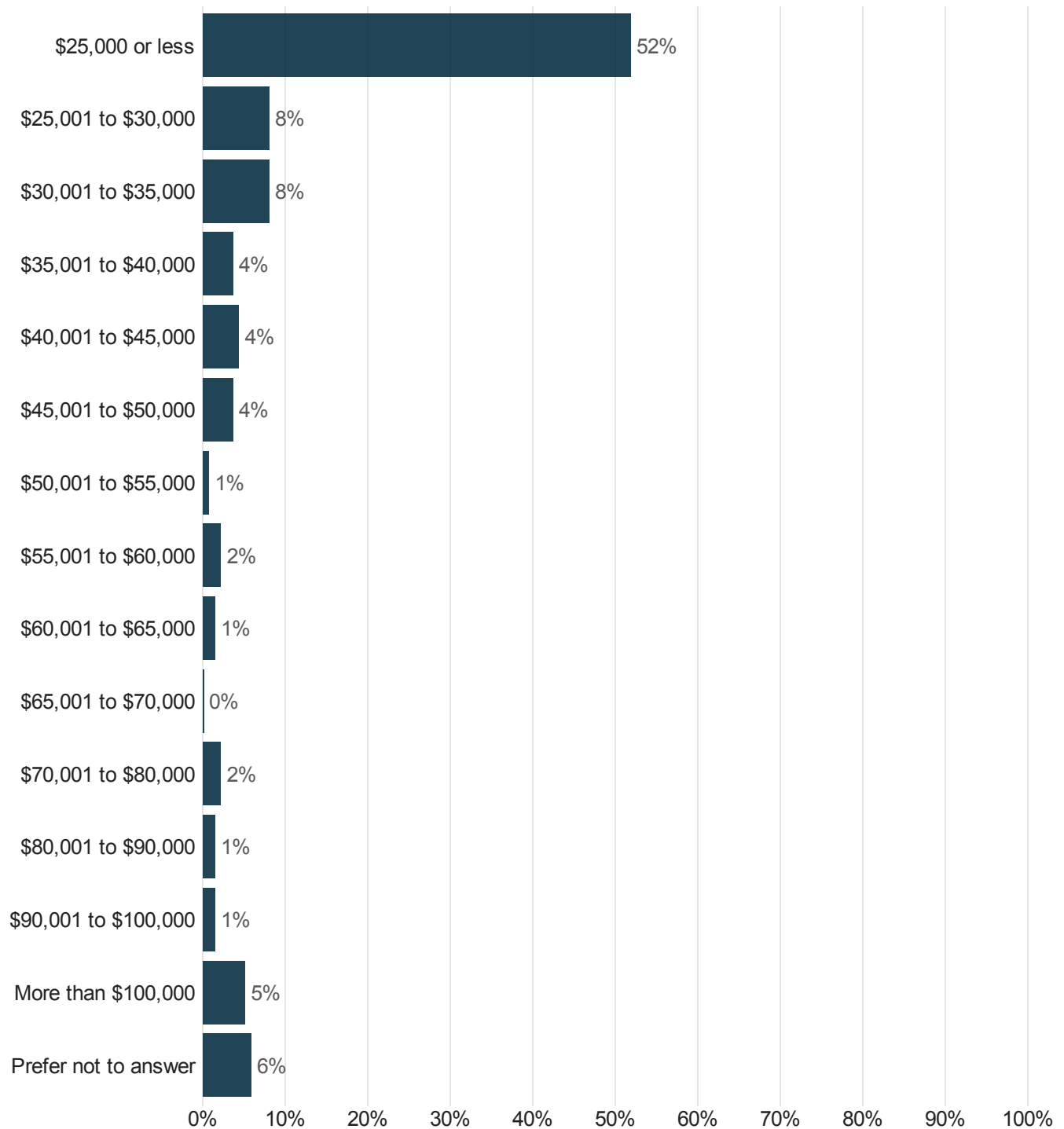
Other US State (not CA, please specify):

- Arizona (3)
- CA
- Colorado
- Iowa
- MN
- Michigan
- Ohio
- Texas
- Utah
- Washington (2)
- Washington, DC

Country (if not U.S., please specify) - Text
Colombia
Japan

Note: Only respondents who said they obtained employment or an internship could answer this question.

Approximate salary (per year):



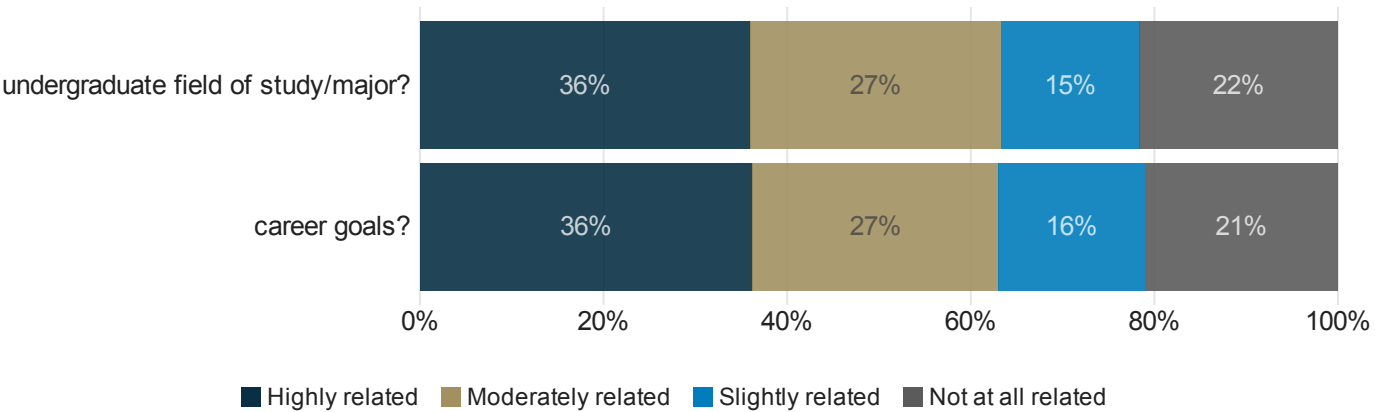
Note: Only respondents who said they obtained employment or an internship could answer this question.

Approximate salary (per year):

Field	Count
\$25,000 or less	71
\$25,001 to \$30,000	11
\$30,001 to \$35,000	11
\$35,001 to \$40,000	5
\$40,001 to \$45,000	6
\$45,001 to \$50,000	5
\$50,001 to \$55,000	1
\$55,001 to \$60,000	3
\$60,001 to \$65,000	2
\$65,001 to \$70,000	-
\$70,001 to \$80,000	3
\$80,001 to \$90,000	2
\$90,001 to \$100,000	2
More than \$100,000	7
Prefer not to answer	8

Note: Only respondents who said they obtained employment or an internship could answer this question.

How closely related is this job to your:

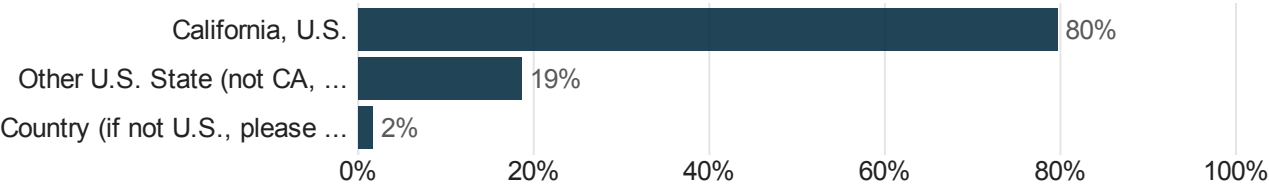


Field	Highly related	Moderately related	Slightly related	Not at all related
undergraduate field of study/major?	50	38	21	30
career goals?	50	37	22	29

Note: Only respondents who said they obtained employment or an internship could answer this question.

You said you are currently continuing your education since obtaining your undergraduate degree from UC Merced. Please provide some information about this education below.

Location - State (or country, if not U.S.)



Field	Count
California, U.S.	47
Other U.S. State (not CA, please specify)	11
Country (if not U.S., please specify)	1

Other U.S. State (not CA, please specify) - Text

Utah
Massachusets
Delaware
Virginia
Arizona
MD
PA
Washington
MD
OR
WA

Note: Only respondents who said they were continuing their education could answer this question.

You said you are currently continuing your education since obtaining your undergraduate degree from UC Merced. Please provide some information about this education below.

Location - State (or country, if not U.S.)

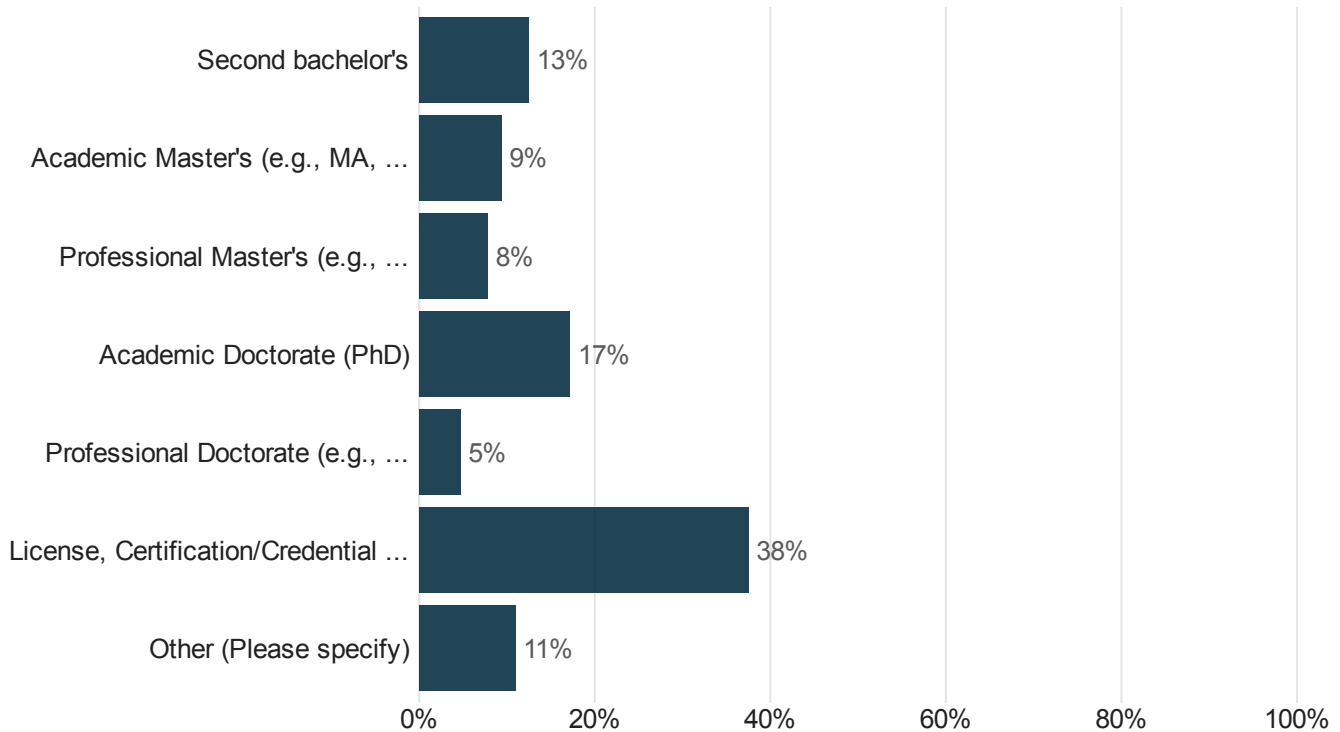
Country (if not U.S., please specify) - Text

UK

Note: Only respondents who said they were continuing their education could answer this question.

You said you are currently continuing your education since obtaining your undergraduate degree from UC Merced. Please provide some information about this education below.

Degree Pursuing:



Field	Count
Second bachelor's	8
Academic Master's (e.g., MA, MS, MFA)	6
Professional Master's (e.g., MBA, MLS, MSW)	5
Academic Doctorate (PhD)	11
Professional Doctorate (e.g., MD, JD, EdD, PharmD, DVM, DDS, PsyD)	3
License, Certification/Credential (please specify)	24
Other (Please specify)	7

Note: Only respondents who said they were continuing their education could answer this question.

You said you are currently continuing your education since obtaining your undergraduate degree from UC Merced. Please provide some information about this education below.

License, Certification/Credential (please specify):

Note: Only respondents who selected they plan to pursue a license, certification or credential answered this question. (n=23 responses)

ADN
 AutoCAD
 Berkeley Charter of Professional Accountancy
 Bilingual multi subject
 Multiple subject credential
 Teaching credential (4)
 Education
 Engineering License
 EMT (3)
 FE
 MFT/LPCC
 NAACLS
 Physical Therapist Assistant
 Post-baccalaureate
 RN
 RDMS/RVT
 Sonography
 Security +

You said you are currently continuing your education since obtaining your undergraduate degree from UC Merced. Please provide some information about this education below.

Other (please specify):

Note: Only respondents who said they were continuing their education and selected "Other" could answer this question.

Other (Please specify) - Text

Pre-requisites for grad school

Plain curiosity

classes to increase GPA

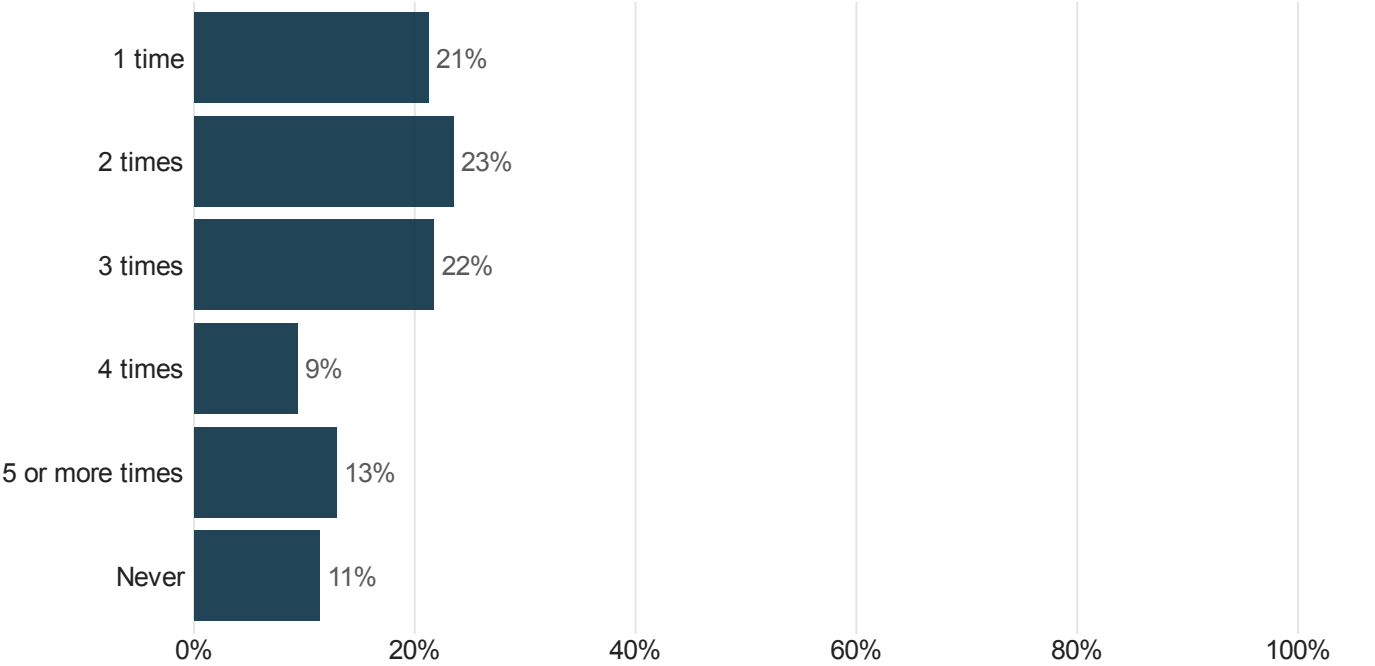
Post-Bacc

Prerequisites for pharmacy school

third bachelor's

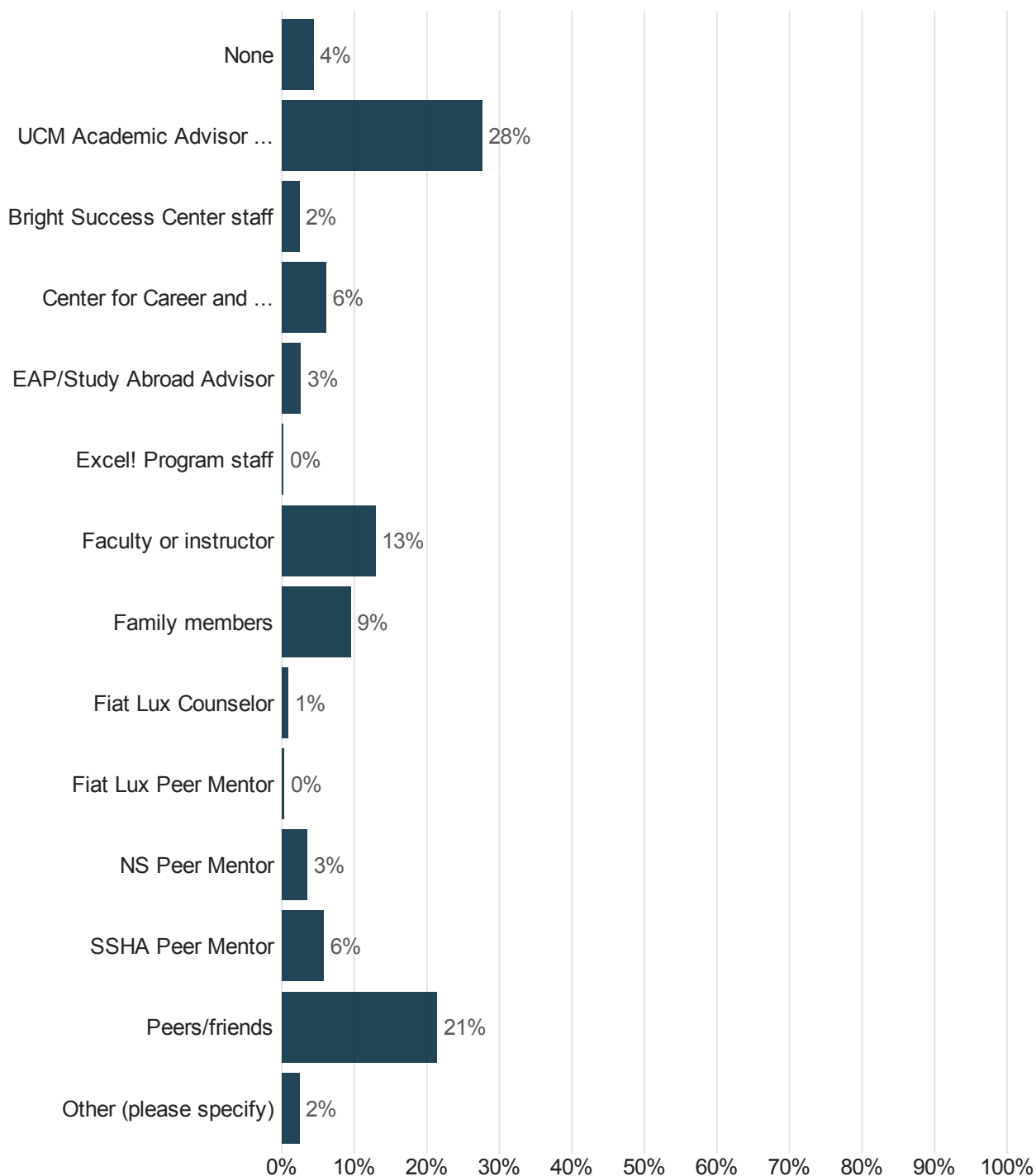
Postbac

In the past year, how often did you visit a UC Merced academic advisor (a professional staff member in your School)?



Field	Count
Never	45
1 time	84
2 times	93
3 times	86
4 times	37
5 or more times	51

In the past year, from whom did you seek advice to plan your academic path to graduation, including your major and/or minor? (select all that apply)



Note: Due to reporting limitations, percentage values refer to the percent of all choices, rather than the percentage of respondents selecting each option.

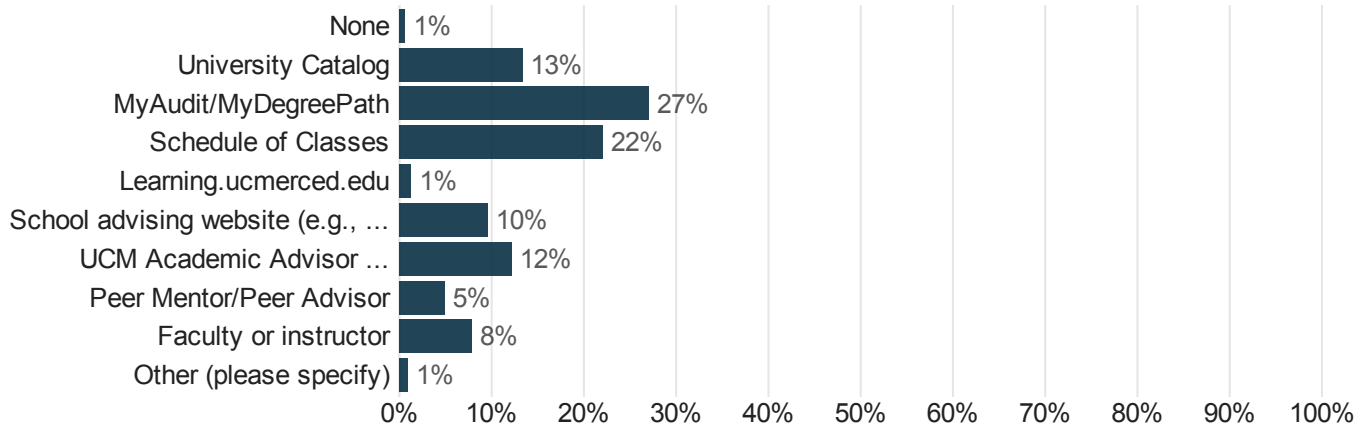
In the past year, from whom did you seek advice to plan your academic path to graduation, including your major and/or minor? (select all that apply)

Field	Count
None	40
UCM Academic Advisor (professional staff member in your School	253
Bright Success Center staff	22
Center for Career and Professional Advancement staff	56
EAP/Study Abroad Advisor	24
Excel! Program staff	2
Faculty or instructor	118
Family members	87
Fiat Lux Counselor	8
Fiat Lux Peer Mentor	3
NS Peer Mentor	32
SSHA Peer Mentor	53
Peers/friends	196
Other (please specify)	22

Note: Only open-ended Other responses are summarized on this page (n=25 responses). Numbers indicate frequencies for responses from more than one respondent.

Alumni	Assist to.org
Academic Advisor (but not my own)	DARTS
Hermanas Unidas	Specific person (2)
myself (4)	Graduate Students (3)
Work Supervisor	MyAudit (3)
MAPS Scholarship Program	Online forums
friends/peers (2)	Professors
Religious Leaders	Wife

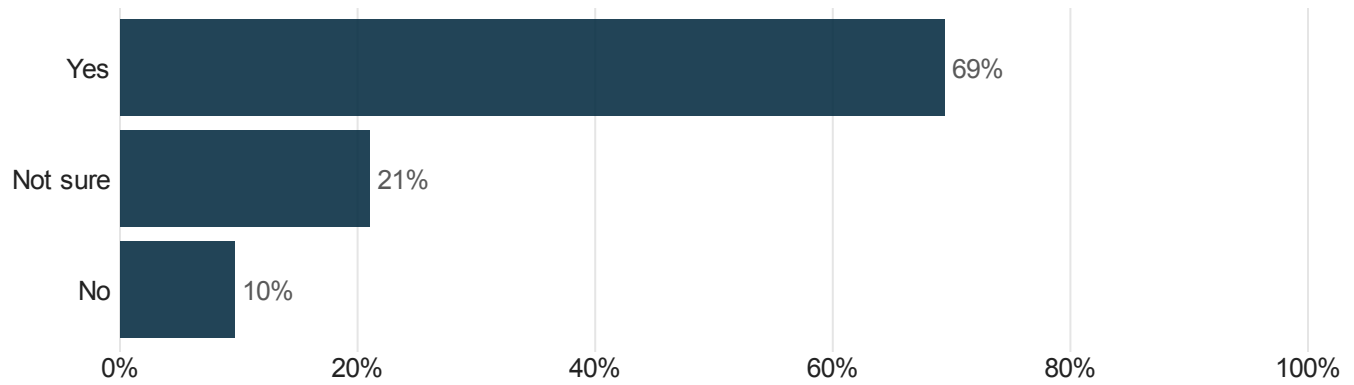
In the past year, which campus resources/tools did you use to assist you in your academic planning? (select all that apply)



Note: Due to reporting limitations, percentage values refer to the percent of all choices, rather than the percentage of respondents selecting each option.

Field	Count
None	9
University Catalog	185
MyAudit/MyDegreePath	375
Schedule of Classes	306
Learning.ucmerced.edu	18
School advising website (e.g., engr-advising.ucmerced.edu; ns-advising.ucmerced.edu; ssha-advising.ucmerced.edu)	133
UCM Academic Advisor (professional staff member in your school)	169
Peer Mentor/Peer Advisor	68
Faculty or instructor	109
Other (please specify)	13
Other (please specify):	
Alumni	Assist to org
DARTS	Friends/peers (8)
myself	Graduate Students (2)
Course list for double majoring from an advisor	Work Supervisor
Ninja courses	

Would you choose UC Merced again if you were starting college all over?



Would you chose the same major(s) if you were starting college all over again?

