

**2019 Graduating Senior Survey Report - Transfers**

**Prepared by Institutional Research and Decision Support**

**Last Updated: June 6, 2019**

**Response Rate:** Of the 1540 students invited to complete the survey, 500 (32%) provided partial or complete responses. Because students could skip questions, response rates varied by question.

**Administration:** The survey was available for seniors to complete between March 31, 2019 and May 12, 2019. As an incentive, respondents were entering into drawings to receive 35 \$25 Amazon e-gift cards. Students could complete the survey by clicking their individualized link in personalized emails or by using an anonymous link that required authentication. Survey publicity and outreach was coordinated across multiple groups on campus: IRDS, Student Affairs, assessment managers, faculty, academic advisors, and others.

**Respondent Characteristics:** Please refer to Tables 1-4 below for respondent characteristics, including information about the representativeness of the sample relative to the invited population. The sample was roughly representative of the invitee population, and subgroup response rates were similar to the overall response rate of 32%, with few exceptions. Women were more likely to take the survey than men, which is common in survey research. Other differences in response rates are likely due to small sample sizes for particular groups.

**Report Notes:** Unless otherwise noted, all students could answer each question on the survey. Students could choose to skip questions. Students were invited to take the survey if they had been awarded a degree or applied to receive a degree as of the 15th day of instruction in spring 2019. It is possible that some students completing the survey did not graduate, though all were seniors and responses still aid understanding of the experience of students close to graduation.

**Transfer respondents:** This report has been filtered to contain only survey responses from students who entered UC Merced as Transfer students (non-Frosh), though Tables 1-4 and free response summaries contain information about all respondents regardless of entering level status.

Table 1: Student Demographics (Entire Sample)

Student Characteristic	# Invited (of 1540 Total)	%Invited	# Responded (of 500 Total)	% Responded	Response Rate (# responded/ # Invited)
<b>Entering Level</b>					
<b>Entering Frosh</b>	1351	88%	428	86%	32%
<b>Transfer Students</b>	189	12%	72	14%	38%
<b>Race/Ethnicity</b>					
<b>International</b>	109	7%	40	8%	37%
<b>Hispanic</b>	764	50%	245	49%	32%
<b>African American</b>	61	4%	19	4%	31%
<b>American Indian</b>	1	<1%	1	<1%	100%
<b>Asian</b>	351	23%	106	21%	30%
<b>Pacific Islander</b>	13	1%	5	1%	38%
<b>White</b>	182	12%	63	13%	35%
<b>Multi-racial</b>	53	3%	19	4%	36%
<b>Unknown</b>	6	<1%	2	<1%	33%
<b>Gender</b>					
<b>Female</b>	831	54%	318	64%	38%
<b>Male</b>	697	45%	176	35%	25%
<b>Unknown</b>	12	1%	4	1%	33%

Note: % values may not sum to 100% for a given characteristic due to rounding error.

Table 2: Student Demographics and School (Entire Sample)

Student Characteristic	# Invited (of 1540 Total)	%Invited	# Responded (of 500 Total)	% Responded	Response Rate (# responded/ # Invited)
<b>First Generation Status</b>					
<b>First Generation</b>	1084	70%	361	72%	33%
<b>Non-First Generation</b>	456	30%	139	28%	30%
<b>Pell Grant Eligibility Status</b>					
<b>Pell Grant Eligible</b>	954	62%	317	63%	33%
<b>Non-Pell Grant Eligible</b>	586	38%	183	37%	31%
Student Characteristic	# Invited (of 1574 Total)	%Invited	# Responded (of 515 Total)	% Responded	Response Rate (# responded/ # Invited)
<b>School</b>					
<b>Engineering</b>	316	20%	96	19%	30%
<b>Social Sciences, Humanities,     and Arts</b>	820	52%	272	53%	33%
<b>Natural Sciences</b>	438	28%	147	29%	34%

Note: % Values may not sum to 100% for a given characteristic due to rounding error; School counts will sum to values greater than the overall invited and respondent student totals due to students with multiple majors - denominators are adjusted to the number of majors for this table.

Table 3: Student Majors (Entire Sample)

Student Major	# Invited (of 1574 total)	% Invited	# Responded (of 515 total)	% Responded	Response Rate (# responded/# invited)
<b>ANTH – Anthropology</b>	14	1%	6	1%	43%
<b>BENG – Bioengineering</b>	31	2%	6	1%	19%
<b>BIOS – Biological Sciences</b>	365	23%	122	24%	33%
<b>CHEM – Chemical Sciences</b>	35	2%	13	3%	37%
<b>COGS – Cognitive Science</b>	65	4%	26	5%	40%
<b>CSE – Computer Science &amp; Engineering</b>	135	9%	48	9%	36%
<b>ECON – Economics</b>	24	2%	6	1%	25%
<b>ENG – English</b>	19	1%	4	1%	21%
<b>ENVE – Environmental Engineering</b>	20	1%	8	2%	40%
<b>ESS – Earth Systems Science</b>	7	<1%	4	1%	57%
<b>GASP – Global Arts Studies</b>	5	<1%	0	0%	0%
<b>HIST – History</b>	22	1%	11	2%	50%
<b>MATH – Mathematical Sciences</b>	21	1%	6	1%	29%
<b>MBE – Management &amp; Business Economics</b>	183	12%	50	10%	27%
<b>ME—Mechanical Engineering</b>	124	8%	33	6%	27%
<b>MSE—Material Science and Engineering</b>	6	<1%	1	<1%	17%
<b>PH—Public Health</b>	107	7%	37	7%	35%
<b>PHIL—Philosophy</b>	2	<1%	0	0%	0%
<b>PHYS—Physics</b>	10	1%	2	<1%	20%
<b>POLI—Political Science</b>	80	5%	25	5%	31%
<b>PSY—Psychology</b>	218	14%	80	16%	37%
<b>SOC—Sociology</b>	63	4%	22	4%	35%
<b>SPAN--Spanish</b>	18	1%	5	1%	28%

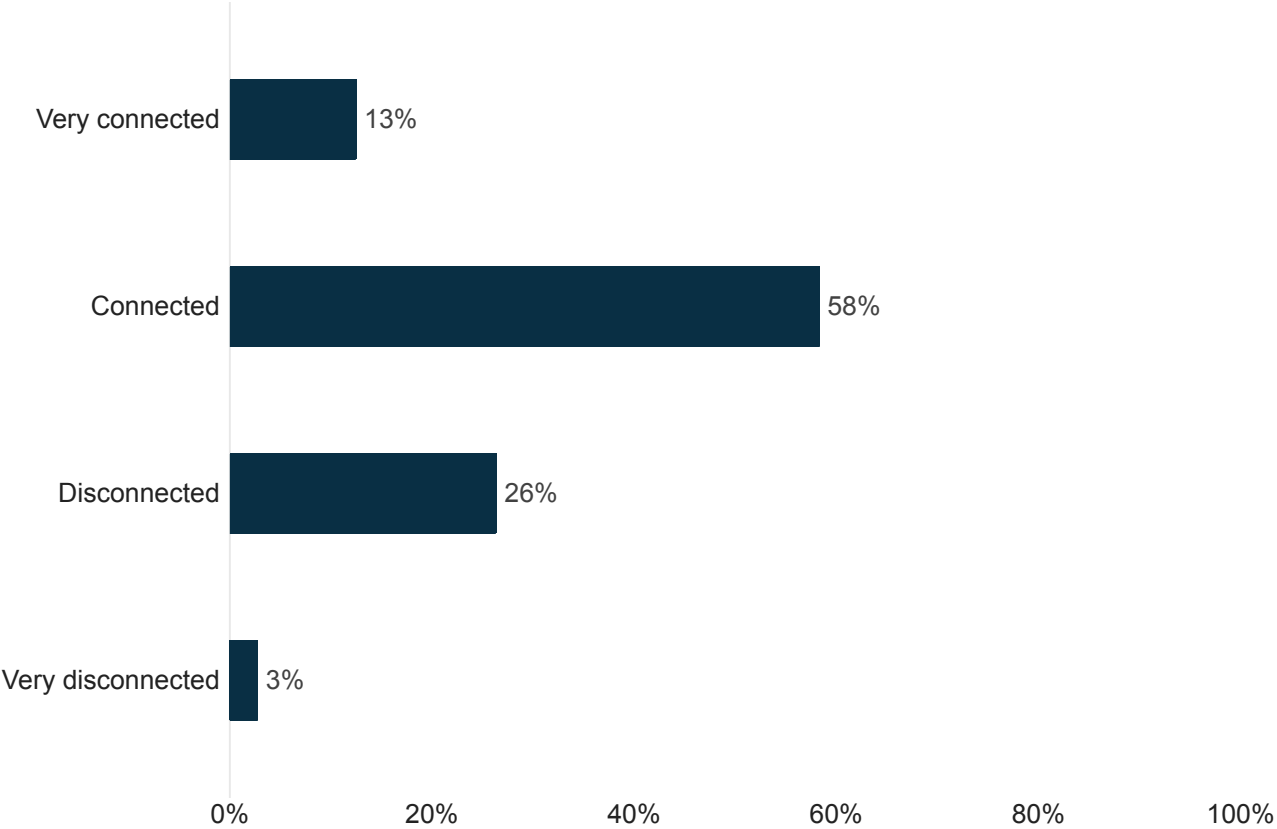
Note: % Values may not sum to 100% due to rounding error; Major counts sum to values greater than the overall invited and respondent student totals from Table 1 due to students with multiple majors - denominators are adjusted to the number of majors for this table and are noted in the header row of this table.

Table 4: Student Minors (Entire Sample—Students with Minors)

Student Minor	# Invited (of 477 total)	% Invited	# Responded (of 183 total)	% Responded	Response Rate (# responded/# invited)
AMER—American Studies	1	<1%	1	1%	100%
ANTH—Anthropology	16	3%	5	3%	31%
ARTS—Arts	8	2%	3	2%	38%
CCST—Chicano/Chicana Studies	3	1%	0	0%	0%
CHEM—Chemical Sciences	4	1%	3	2%	75%
COGS—Cognitive Science	21	4%	10	5%	48%
CRS—Critical Race and Ethnic Studies	7	1%	3	2%	43%
ECON—Economics	7	1%	0	0%	0%
ENG—English	1	<1%	1	1%	100%
ESSU—Environmental Science and Sustainability	1	<1%	0	0%	0%
GASP—Global Arts Studies	4	1%	1	1%	25%
HIST—History	4	1%	2	1%	50%
MAD—Management Analytics and Decision-making	1	<1%	1	1%	100%
MBE—Management and Business Economics	17	4%	5	3%	29%
MTHM—Applied Mathematics	12	3%	5	3%	42%
NSEC—Natural Sciences Education	3	1%	1	1%	33%
NSED—Natural Sciences Education with Teaching	34	7%	17	9%	50%
PH—Public Health	21	4%	9	5%	43%
PHIL—Philosophy	14	3%	3	2%	21%
PHYS—Physics	1	<1%	0	0%	0%
POLI—Political Science	18	4%	8	4%	44%
PSY—Psychology	158	33%	62	34%	39%
SOC—Sociology	47	10%	19	10%	40%
SPAN—Spanish	34	7%	13	7%	38%
WRI—Writing	40	8%	11	6%	28%

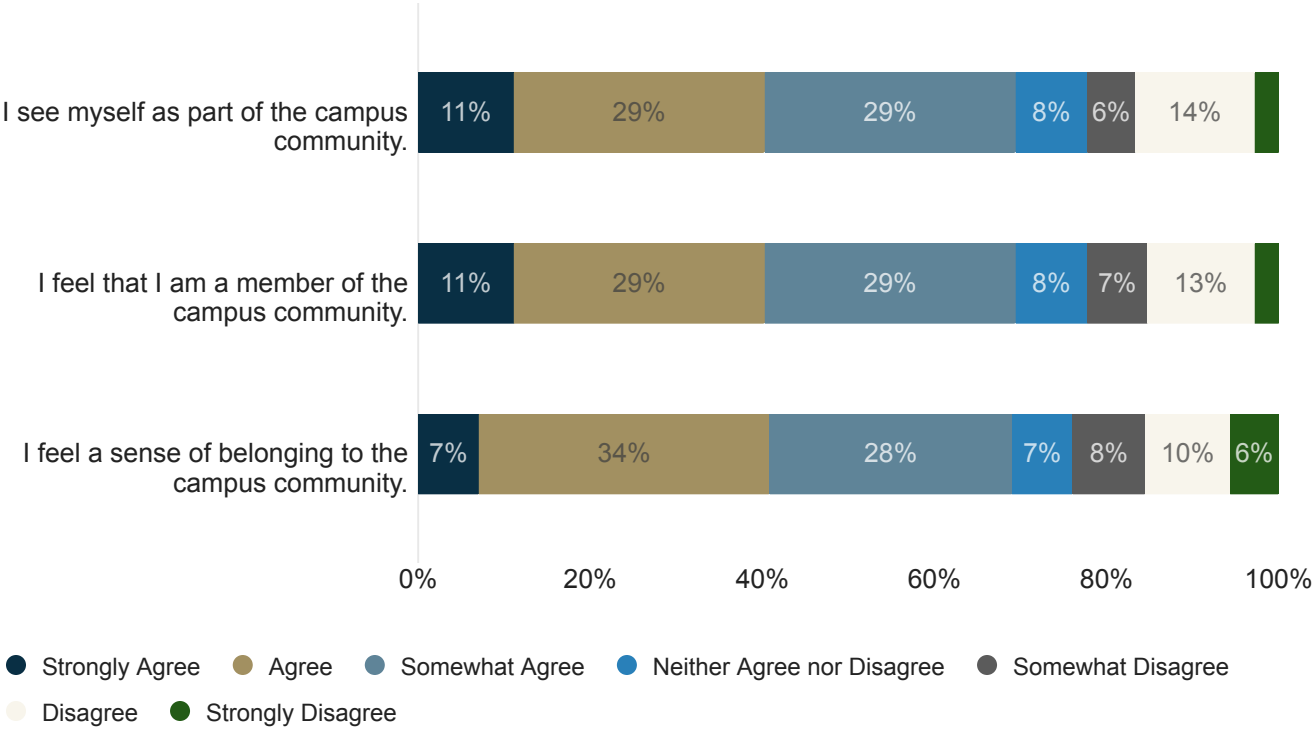
Note: % Values may not sum to 100% due to rounding error; Minor counts do not sum to the overall invited and respondent student totals from Table 1 because many do not have a minor, and some have multiple minors—denominators are adjusted to the number of minors for this table and are noted in the header row of this table.

# Today, how connected to or disconnected from UC Merced do you feel?



Field	Choice Count
Very connected	9
Connected	42
Disconnected	19
Very disconnected	2
Total	72

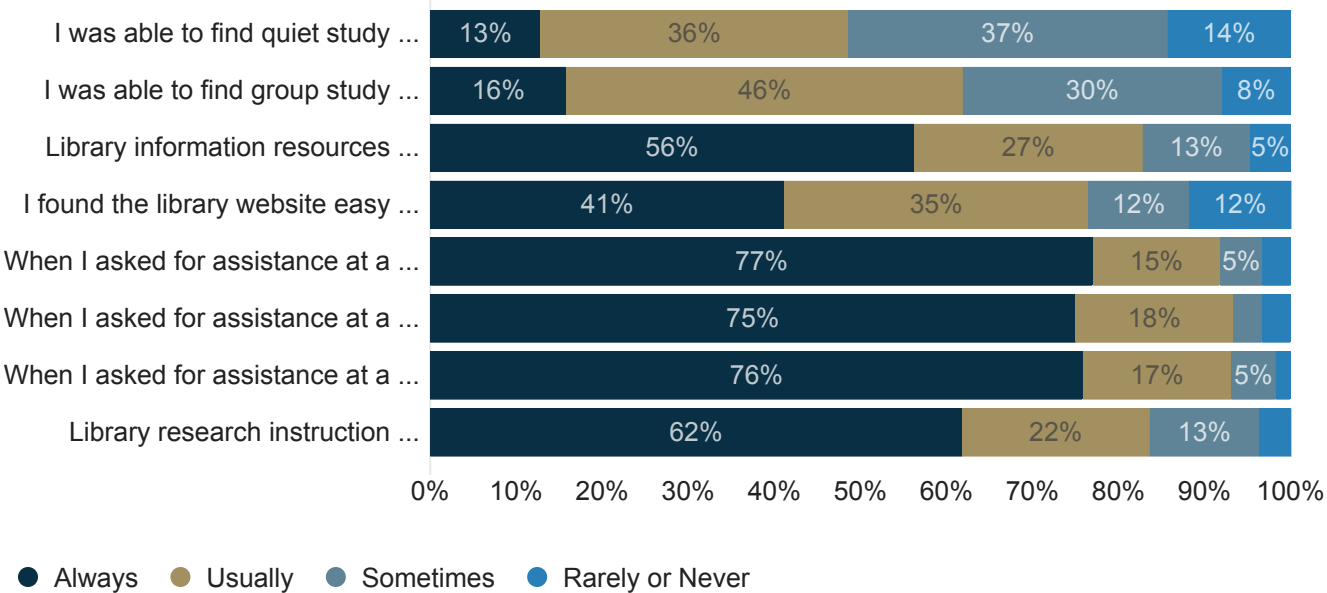
# I see myself as part of the campus community.



Field	Strongly Agree	Agree	Somewhat Agree	Neither Agree nor Disagree	Somewhat Disagree	Disagree	Strongly Disagree	Total
I see myself as part of the campus community.	8	21	21	6	4	10	2	72
I feel that I am a member of the campus community.	8	21	21	6	5	9	2	72
I feel a sense of belonging to the campus community.	5	24	20	5	6	7	4	71

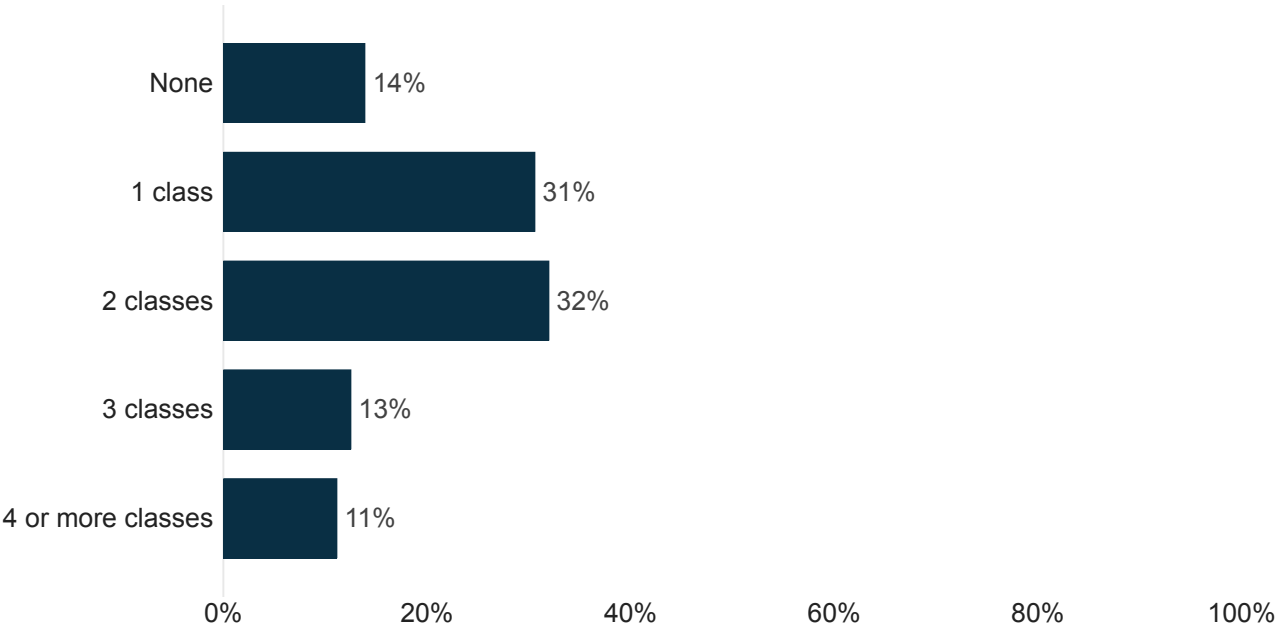
# Please select your level of agreement or disagreement with the following statements about UC Merced's Library.

Note: Question text in the figure is truncated, but full text is included in the table below.



Field	Always	Usually	Sometimes	Rarely or Never	Total
I was able to find quiet study space in the Library.	9	25	26	10	70
I was able to find group study space in the Library.	10	29	19	5	63
Library information resources (books, journals, databases, etc.) met my learning and research needs.	36	17	8	3	64
I found the library website easy to use.	28	24	8	8	68
When I asked for assistance at a library service desk, library staff were approachable and welcoming.	47	9	3	2	61
When I asked for assistance at a library service desk, library staff gave adequate attention to my question or need.	45	11	2	2	60
When I asked for assistance at a library service desk, library staff were knowledgeable about how to help.	44	10	3	1	58
Library research instruction helped me find suitable information resources for my papers and projects.	34	12	7	2	55

# In how many classes did you receive library research instruction from library staff during your time at UC Merced?

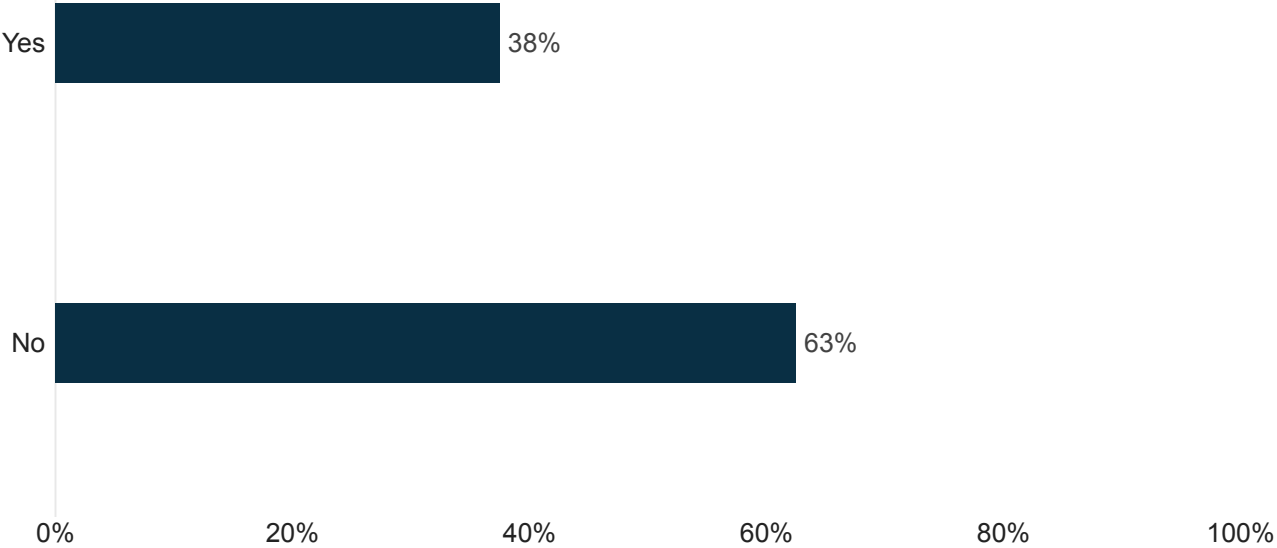


Field	Choice Count
None	10
1 class	22
2 classes	23
3 classes	9
4 or more classes	8
Total	72



Did you conduct research with a faculty member as an undergraduate at UC Merced? This would include research or creative projects outside of regular course requirements during the academic year or summer.

If you participated in more than one research effort, please consider the one you spent the most time on when completing this question.



Field	Choice Count
Yes	27
No	45
Total	72

You said you conducted research with a faculty member outside of regular course requirements. Please complete the following information about your undergraduate research efforts.

Remember, if you participated in more than one research effort, please consider the one you spent the most time on when completing this question.

General field of research of the project in which you were involved  
(N=156)

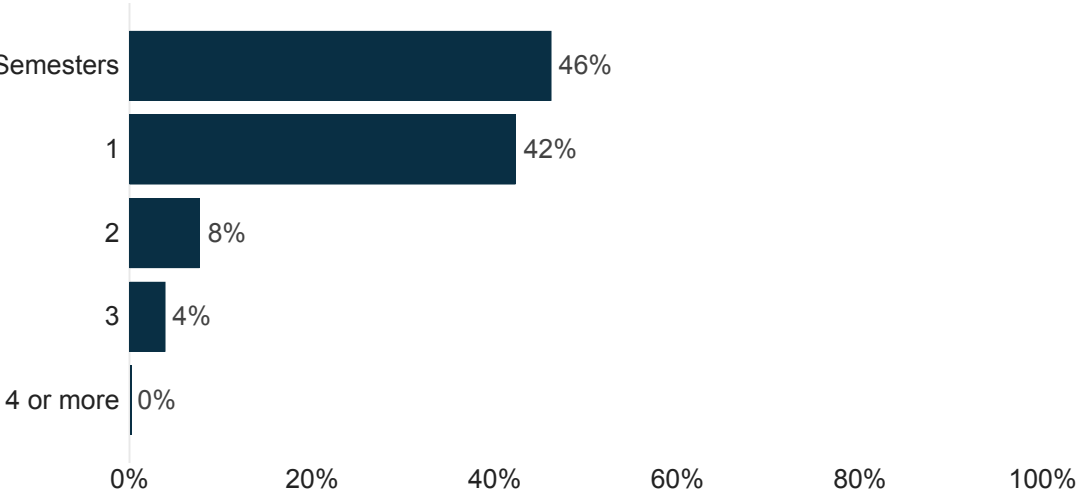
3D Printing Bicycle Frame	Engineering (2)
Air pollution	Evolutionary Biology
Anthropology	Fetal Hematopoiesis
Antibiotic resistance	Fluid Dynamics (2)
Applied Math	Fuel Cells
Assessment	Health policy research
Bacterial mobility	Health Psychology (4)
Battery Swap Project	Healthy gut study
Bioengineering (3)	Heat Transfer
Biogeochemical students of Sierra Nevada soils and vegetation	History
Bioinformatics (Public Health)	How Latinx/Hispanic families learn and teach about Race/Ethnicity
Biology (4)	Humanities
Biology/Immunology	I helped in the lab where needed
Biology; Evolution and Ecology	Immunology
Biophysics (2)	Immunoviroemics (2)
Cardiovascular Tissue Engineering	IoT and AI
Chemistry	Material Science (3)
Child Development	Mechanical Engineering
Childhood diabetes	Mechanical Engineering, Origami sheet metal
Cognitive Science (12)	Mechatronics (2)
Cognitive science / linguistics	Mercury atmospheric pollution
Communicate, Culture, and Health Lab	Microbial motily
Computer Science	Microbiology (5)
Cover crops impacting aggregate stability and carbon	Nanofiber electrospinning and cell culture
CSE/ Mech Engineering	Natural science
Developmental Psychology (4)	Neural Network
DNA damage repair	Neurobiology (4)
Drones	NSED/field work
Ecology	Numerical Methods
Econometrics	Phage Hunting
Economics	Physical Chemistry
Education in Competer Science	Physical Organic Chemistry
Electrochemical Fuel Cells	Plant biology (2)
	Project with Merced County Food Bank

Political Science (3)  
Privacy/Computer Science  
Protein Engineering (2)  
Psychology (8)  
Public Health (5)  
Public Health & Anthropology  
Public Health and Nutrition  
Public Health/ Oral Health  
public health-tobacco cannabis project  
Psychoneuroendocrinology  
Remote Sensing  
Robotics (2)  
Senior thesis  
Sociology (4)  
Sociology racial and ethnic socialization among  
Latinx/Hispanic families

Solar Energy  
Solid Oxide Fuel Cells  
Spanish for Health Professional  
Speech Development  
Stem Cell Biology  
Stress and Health  
Stress and Health Lab - Thinking and Physiology Study  
Theoretical Chemistry (2)  
Translational Research Center  
Tribology (2)  
Two Dimensional Flow Phenomena  
UAV  
Undocumented student issues on campus  
VHL  
Virtual Reality Content

# Approximate number of summer semesters you were involved in this research:

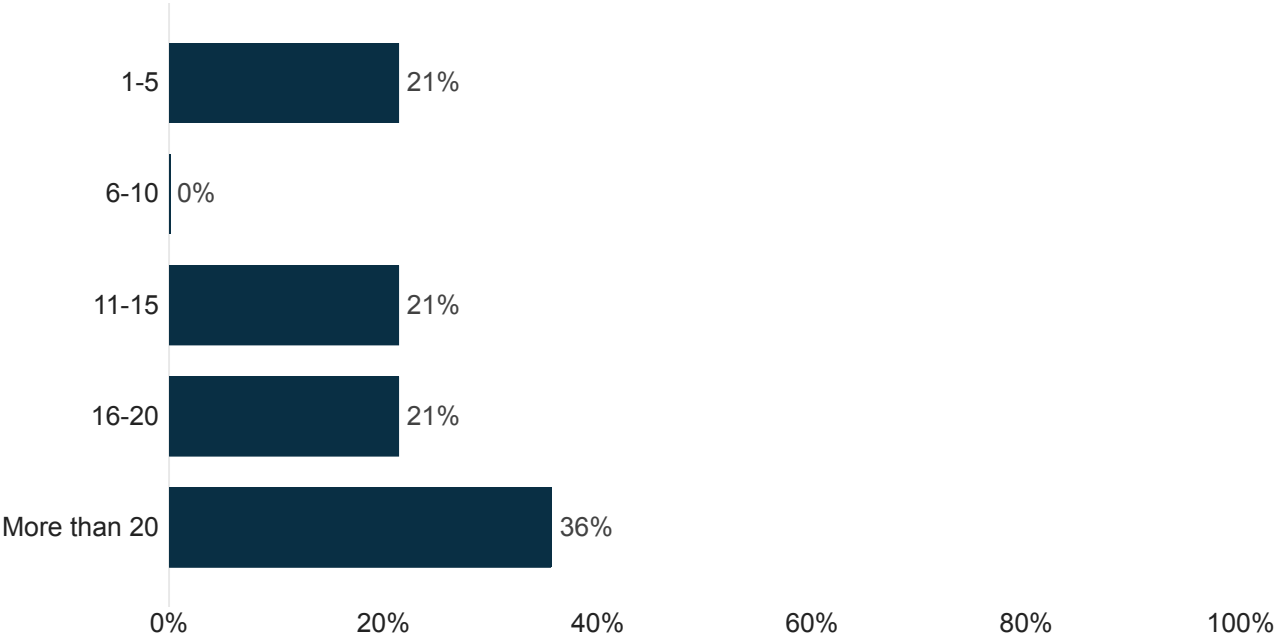
Note: Only respondents who said they conducted research with a faculty member could answer this question.



Field	Choice Count
0 - No Summer Semesters	12
1	11
2	2
3	1
4 or more	0
Total	26

You said that you conducted research during a summer semester. Approximately how many hours per week were you involved in this research?

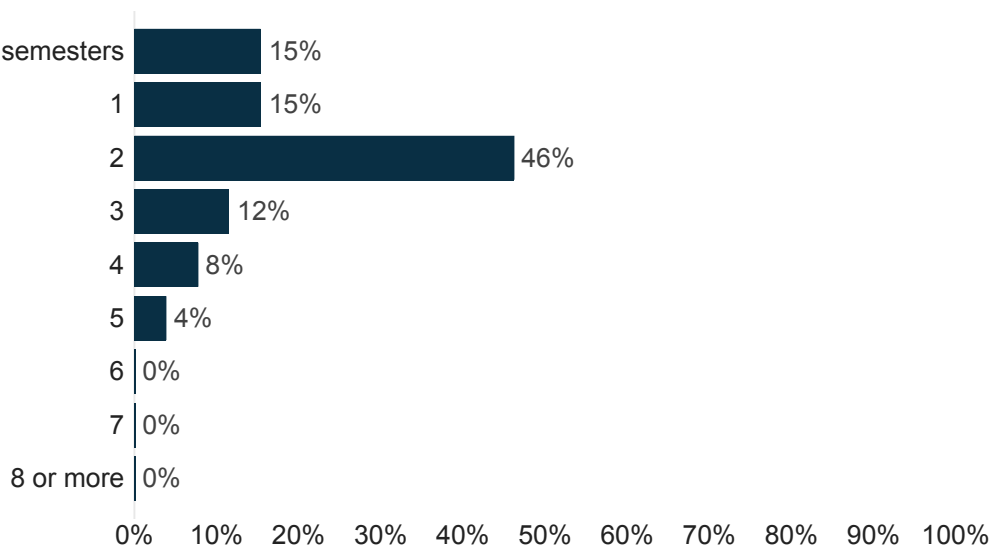
Note: Only respondents who said they conducted research with a faculty member during a summer session could answer this question.



Field	Choice Count
1-5	3
6-10	0
11-15	3
16-20	3
More than 20	5
Total	14

## Approximate number of fall and/or spring semesters you were involved in this research:

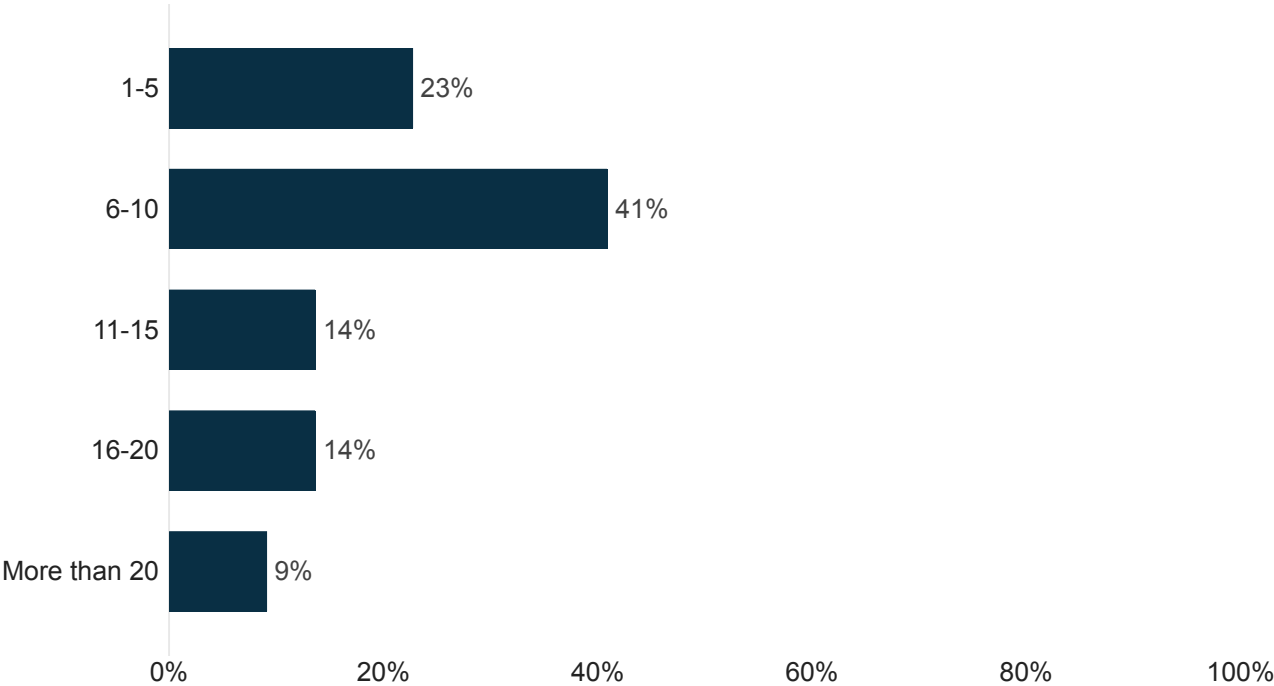
Note: Only respondents who said they conducted research with a faculty member could answer this question.



Field	Choice Count
0 - No fall and/or spring semesters	4
1	4
2	12
3	3
4	2
5	1
6	0
7	0
8 or more	0
Total	26

You said you conducted research during a fall and/or spring semester. Approximately how many hours per week were you involved in this research?

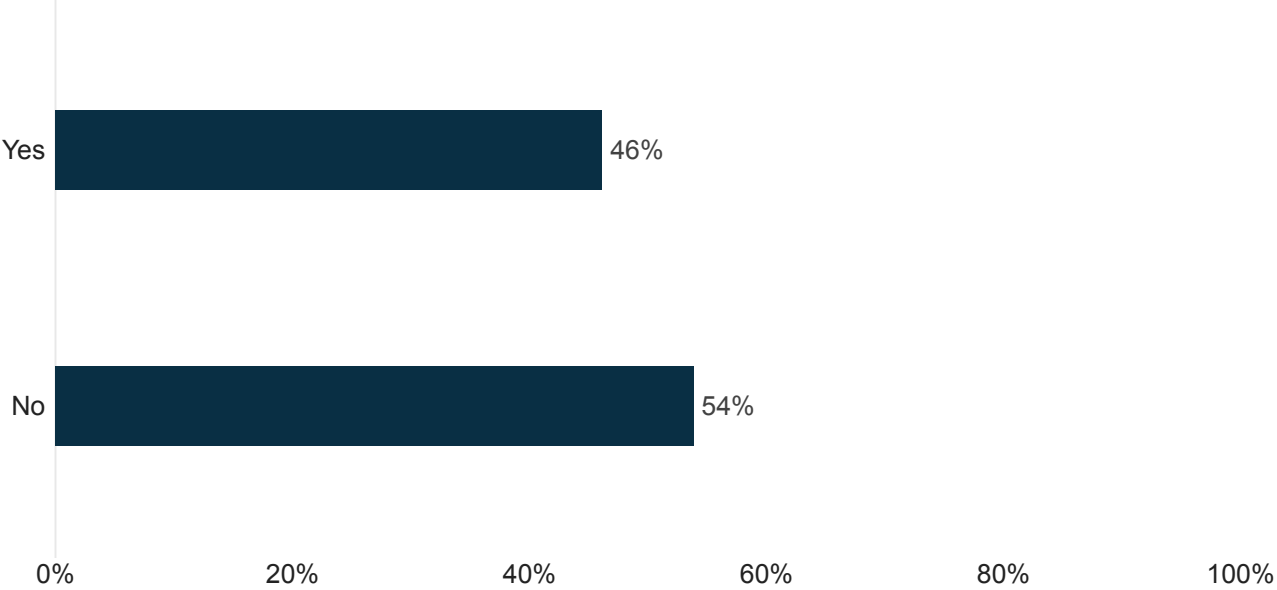
Note: Only respondents who said they conducted research with a faculty member during a fall and/or spring semester could answer this question.



Field	Choice Count
1-5	5
6-10	9
11-15	3
16-20	3
More than 20	2
Total	22

Did you present results from your research outside the classroom at UC Merced or elsewhere? (e.g., at UC Merced Research Week, in publications, at conferences)

Note: Only respondents who said they conducted research with a faculty member could answer this question.



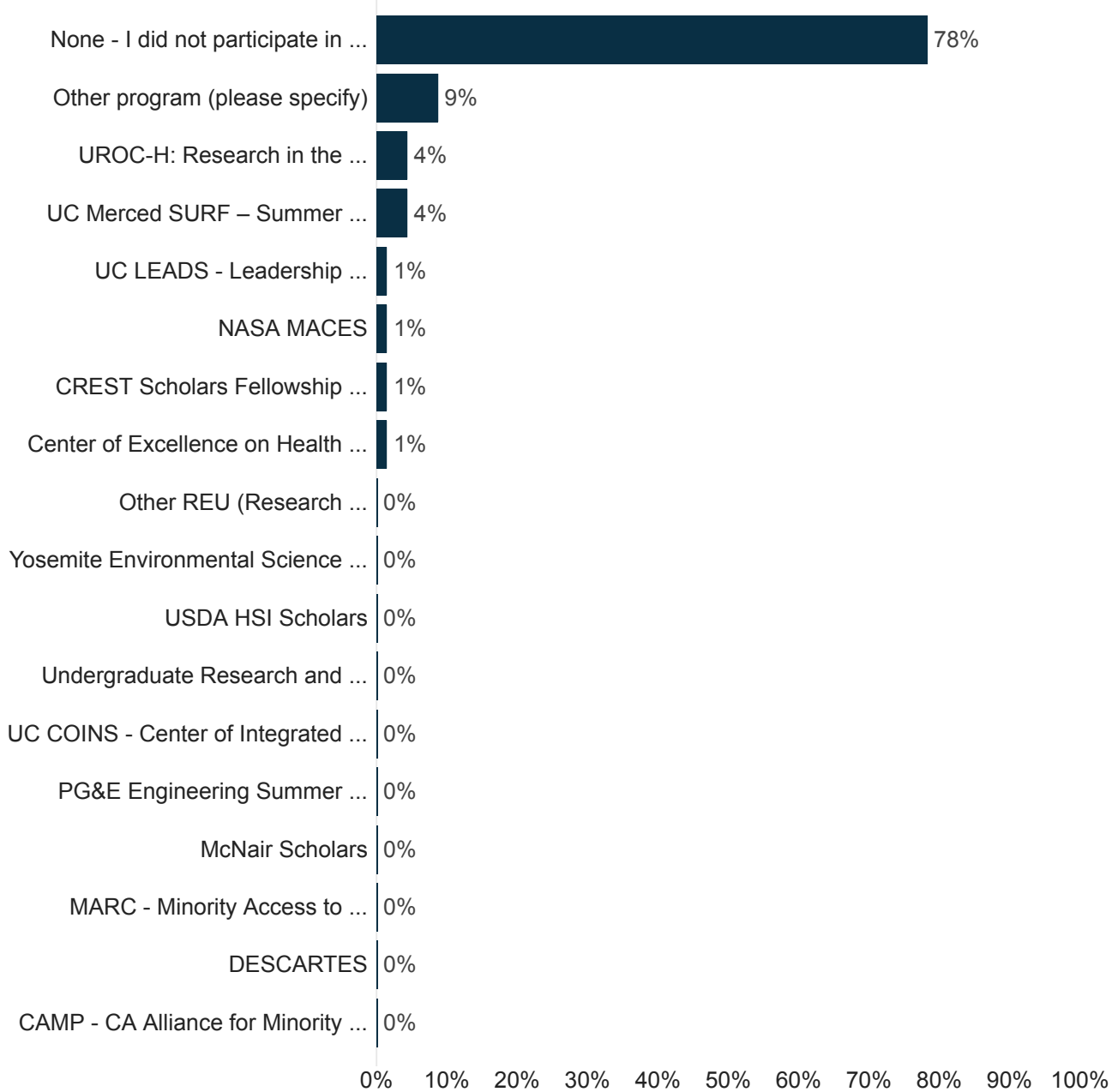
Field	Choice Count
Yes	12
No	14
Total	26



In which of the following formal undergraduate research or graduate preparation programs did you participate at UC Merced? (Please select all that apply.)

Note that we are asking about formal programs such as those listed below, not research with faculty on a volunteer basis, for course credit, or for pay.

Note: Question text in the figure is truncated, but full text is included in the table on the following page. Other responses are included on p.19 and 20.



In which of the following formal undergraduate research or graduate preparation programs did you participate at UC Merced? (Please select all that apply.)

Note that we are asking about formal programs such as those listed below, not research with faculty on a volunteer basis, for course credit, or for pay.

Field	Choice Count
None - I did not participate in formal research or preparation programs at UC Merced	54
Other program (please specify)	6
UC Merced SURF – Summer Undergraduate Research Fellowship	3
Other REU (Research Experience for Undergraduates) (please specify)	0
UROC-H: Research in the Humanities	3
CREST Scholars Fellowship Program	1
CAMP - CA Alliance for Minority Participation in Science, Engineering and Mathematics	0
NASA MACES	1
UC LEADS - Leadership Excellence through Advanced Degrees	1
Undergraduate Research and Mentoring Program in Computational Biology	0
UC COINS - Center of Integrated Nanomechanical Systems	0
MARC - Minority Access to Research Careers	0
Center of Excellence on Health Disparities	1
Yosemite Environmental Science REU (Research Experience for Undergraduates)	0
USDA HSI Scholars	0
PG&E Engineering Summer Scholars	0
McNair Scholars	0
DESCARTES	0
Total	70

## In which of the following formal undergraduate research / graduate preparation programs did you participate at UC Merced? (Other REU)

Note: Only open-ended Other responses are summarized on this page. Numbers indicate frequencies for responses given by more than one student (n=10 responses total)

ASUCM FURS

Castle

CEMB at Penn University

Ebics

EBICS REU at MIT

KURE

Research for Stephen Wooding and Vicente Ramirez (Ph.D.)

Ssi

Student Success Internship (2)

# In which of the following formal undergraduate research / graduate preparation programs did you participate at UC Merced? (Other)

Note: Only open-ended Other responses are summarized on this page. Numbers indicate frequencies for responses given by more than one student (n=25 responses total)

American physiological society

ASUCM FURS

CalTeach, Engineering Service Learning

CSE 195

CTRUS

Dartmouth The Summer Undergraduate Research Fellowship (ISURF) New Hampshire Idea Network for Biomedical Research Excellence (NH-INBRE) program

Education Conference at Stanford

Family Developmental Lab

fiat lux

FURS

HCI LAB

Independent Research Grant

Martini research lab

NPCPC

NHIS

NSED

PH181 Public Health Research

Regular Physics Program for Undergrads

Research Assistant

SSI Internship and Independent research collaborations that followed

Stanford Amgen

Student Success Internships

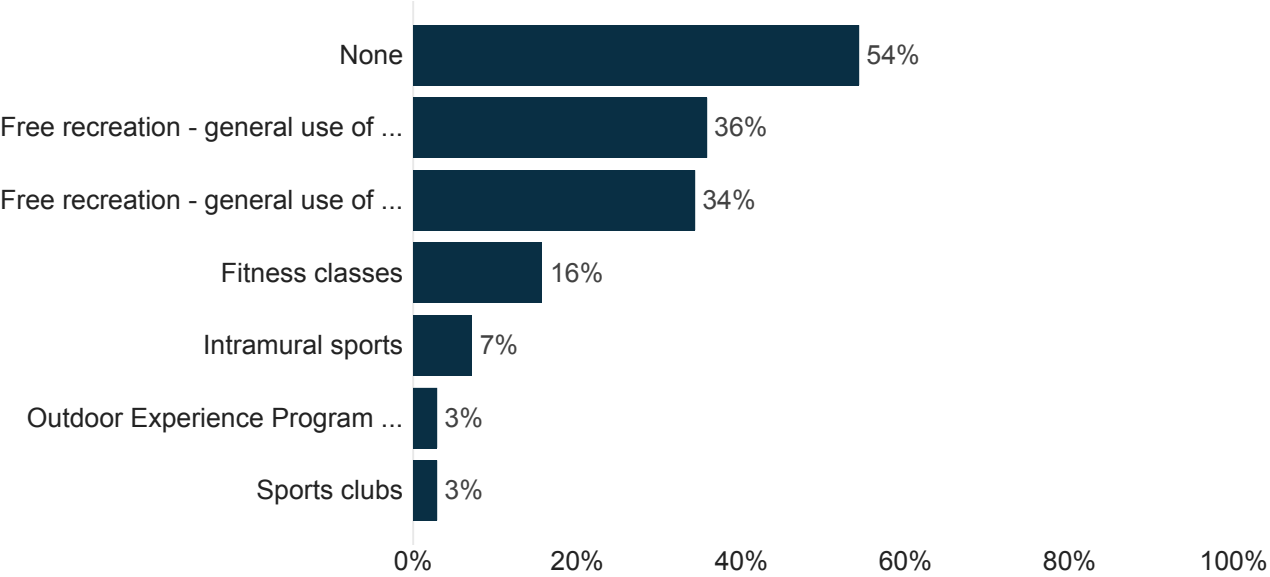
SURF

UC NRS

UCEAP

In which Recreation and Athletics programs did you participate at any time during your undergraduate studies at UC Merced? (Please select all that apply.)

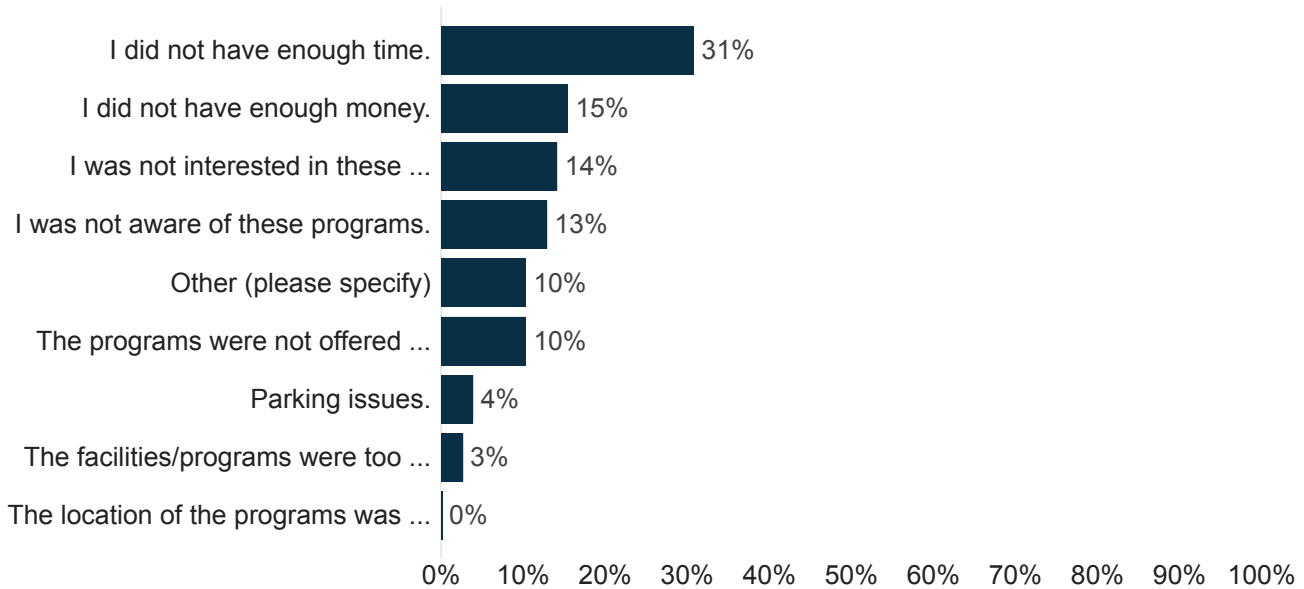
Note: Question text in the figure is truncated, but full text is included in the table below.



Field	Choice Count
Free recreation - general use of the Gallo Recreation Center	25
Free recreation - general use of the SAAC Weight Room	24
None	38
Fitness classes	11
Intramural sports	5
Outdoor Experience Program (outdoor trips)	2
Sports clubs	2
Total	107

## Why did you choose not to participate in any Recreation and Athletics programs? (please select all that apply)

Note: Question text in the figure is truncated, but full text is included in the table below. Other responses are included on the next page. Only respondents who indicated they didn't participate could answer this question.



Field	Choice Count
I did not have enough time.	24
I was not interested in these programs.	11
I did not have enough money.	12
The programs were not offered at times that fit my schedule.	8
I was not aware of these programs.	10
Other (please specify)	8
Parking issues.	3
The facilities/programs were too crowded.	2
The location of the programs was not convenient.	0
Total	78

## Why did you choose not to participate in any Recreation and Athletics programs? (Other)

Note: Only open-ended Other responses are summarized on this page. Numbers indicate frequencies for responses given by more than one student (n=16 responses total)

Belonged to a local gym and exercised outside of campus

Didn't have the programs I wanted to participate in

Disability (3)

I exercise by myself

I felt too intimidated at the gym

Job

Lack of diverse programs

lived off campus

Self reasons

Throughout my time at UCM, I lived off campus and I have 2 children at home. Maybe, I would have participated in these programs if I would have been able to bring my children (i.e. family friendly). I didn't want to participate at the exclusion of my children, and I would have enjoyed participating with my children.

Too busy with SCHOOLL!!!!

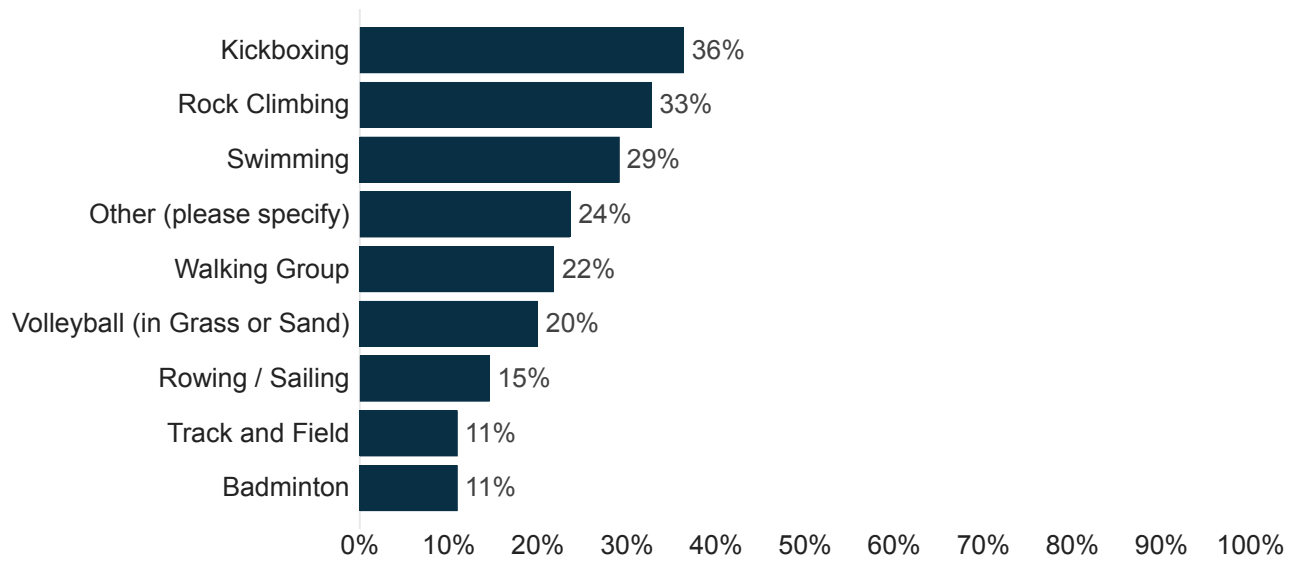
Transfer and commuting student

Wasn't allowed access

Work had a gym

## What recreation and/or athletic programs would you have participated in had they been offered?

Note: All participants were able to respond to this question. Open-ended Other responses are included on the next page.



Field	Choice Count
Swimming	16
Rock Climbing	18
Kickboxing	20
Volleyball (in Grass or Sand)	11
Track and Field	6
Badminton	6
Other (please specify)	13
Walking Group	12
Rowing / Sailing	8
Total	110



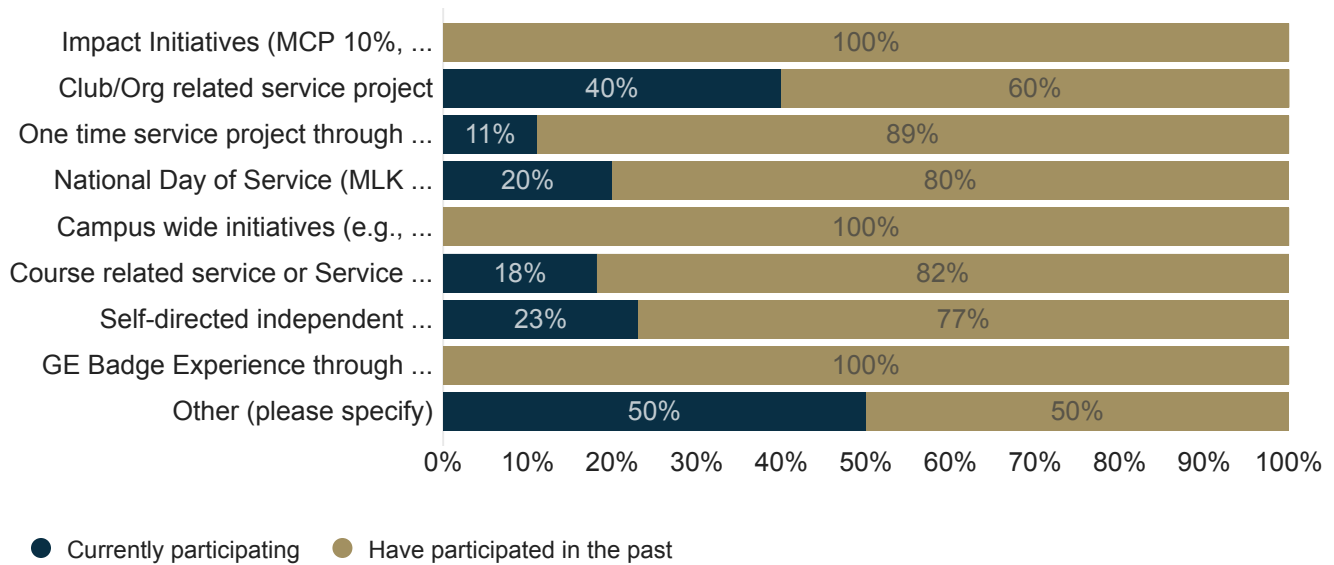
## What recreation and/or athletic programs would you have participated in had they been offered?

Note: Only open-ended Other responses are summarized on this page. Numbers indicate frequencies for responses given by more than one student (n=72 responses total)

Archery (2)  
Ballet  
Baseball  
Basketball (3)  
Bowling  
Boxing (2)  
Cross Country  
dance  
Diving (2)  
Dodgeball (2)  
Dragon Boat  
equestrian  
f45 (5)  
Fieldshow band  
Flag football  
Football (2)  
Futsal  
Golf (2)  
Gym for Disable People  
Hiking  
Martial arts (2)  
None (2)  
Powerlifting  
Skateboarding  
Smash Bros  
Snowboarding/Skiing  
Soccer (2)  
Softball (4)  
Taekwondo  
Tag  
Tennis (13)  
Horseback Riding  
Volleyball (indoor)  
water polo (3)  
Weight lifting (2)  
Wrestling  
Zumba Fitness

# What types of community service are you currently or have you participated in during your time as a student at UC Merced? (Select all that apply)

Note: Percentages reflect only students who ever participated in any community service activity; it does not reflect students who did not have participated in community service activities. Question text in figure has been truncated for readability. Full text is included in the table below. Other responses are included on the next page.



Field	Currently participating	Have participated in the past
Club/Org related service project	8	12
Other (please specify)	3	3
Self-directed independent service (i.e., project of your choice and making)	3	10
Course related service or Service Learning	2	9
National Day of Service (MLK Day, September 11th)	1	4
One time service project through The Community Engagement Center	1	8
GE Badge Experience through the Community Engagement Center	0	2
Campus wide initiatives (e.g., Meals for Families, Home for the Holiday, Giving Tuesday)	0	7
Impact Initiatives (MCP 10%, ICR, LWYL)	0	6
Total	18	61

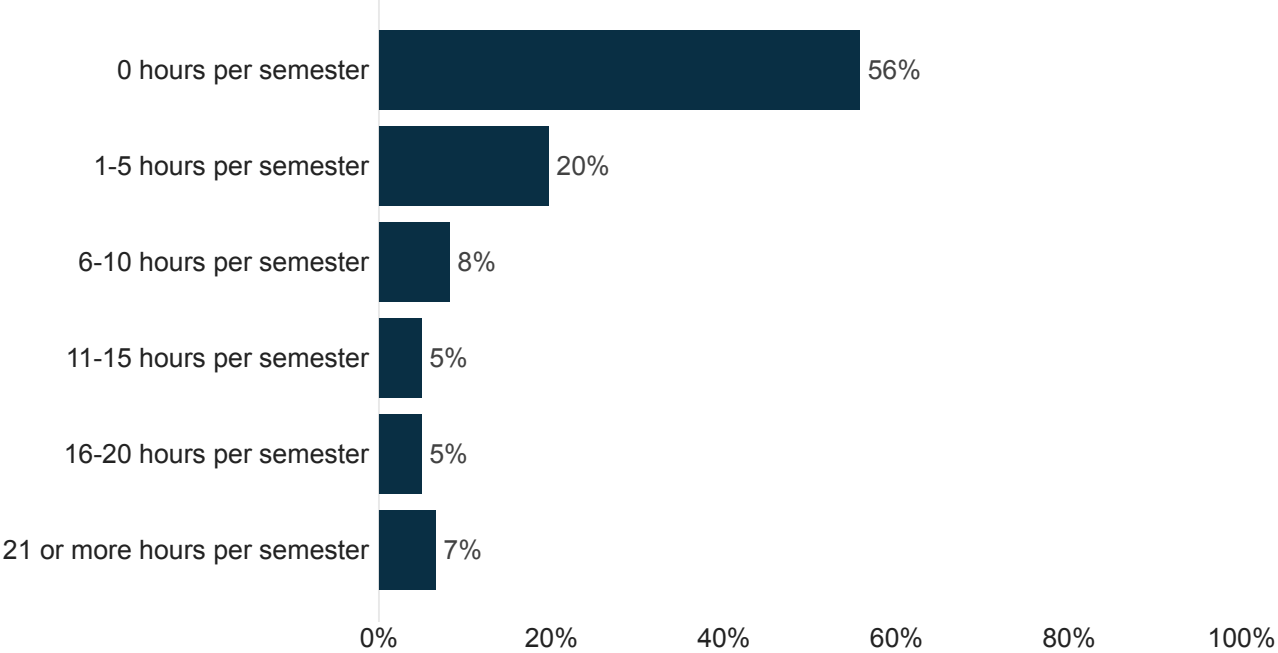
## What types of community service are you currently or have you participated in during your time as a student at UC Merced? (Other)

Note: Only open-ended Other responses are summarized on this page. Numbers indicate frequencies for responses given by more than one student (n=23 responses total)

Air Museum Intern  
ASUCM CAMPUS ACTIVITIES BOARD  
Bobcat Pantry  
CAB decorating for treats and beats  
Clinic  
Community Activist  
Community Outreach  
Conversation Partner Program  
Created my own club  
Hospice  
Hospital volunteering (2)  
LYSA junior sailing program  
Merced River Cleanup  
None  
One time service project with my fraternity  
Physical therapy observation  
STEM Center tutor (2)  
Tutored foster kids  
Volunteer Tutor  
volunteering with Merced County  
YLP capstone

# Considering only the community service you participated in during this past academic year, how many hours did you participate during a typical semester?

Note: All students could answer this question regardless of whether they said they participated in any activities.



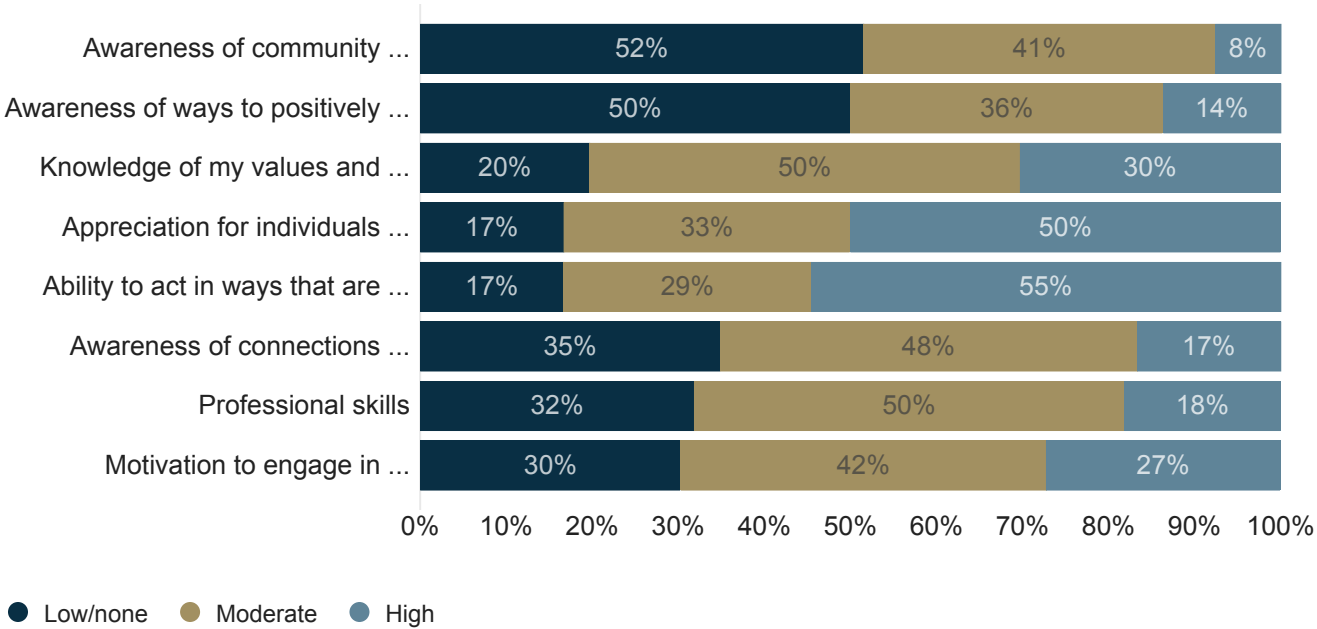
Field	Choice Count
0 hours per semester	34
1-5 hours per semester	12
6-10 hours per semester	5
11-15 hours per semester	3
16-20 hours per semester	3
21 or more hours per semester	4
Total	61

Please rate yourself on the skills and knowledge in the following statements. Please give yourself two different scores, one score for when you started at UC Merced, and a second score for today.

Note: Question text in the figure is truncated, but full text is included in the table below.

This page: When you started at UC Merced

Next page: Today

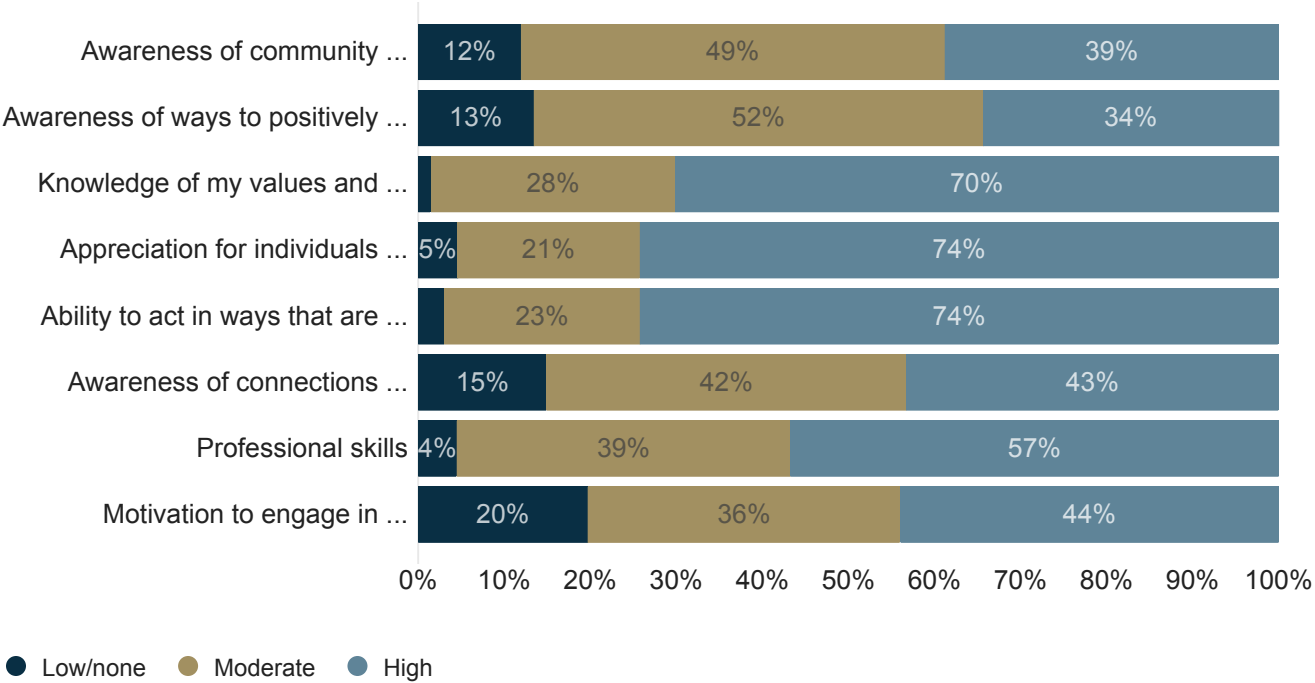


Field	Low/none	Moderate	High
Awareness of community needs/issues	34	27	5
Awareness of ways to positively impact community needs/issues	33	24	9
Knowledge of my values and interests	13	33	20
Appreciation for individuals different from myself (e.g., different cultural background, socioeconomic status, etc.)	11	22	33
Ability to act in ways that are consistent with my values	11	19	36
Awareness of connections between community service and academic learning/coursework	23	32	11
Professional skills	21	33	12
Motivation to engage in community service	20	28	18
Total	166	218	144

Please rate yourself on the skills and knowledge in the following statements. Please give yourself two different scores, one score for when you started at UC Merced, and a second score for today.

Note: Question text in the figure is truncated, but full text is included in the table below.  
 Previous page: When you started at UC Merced

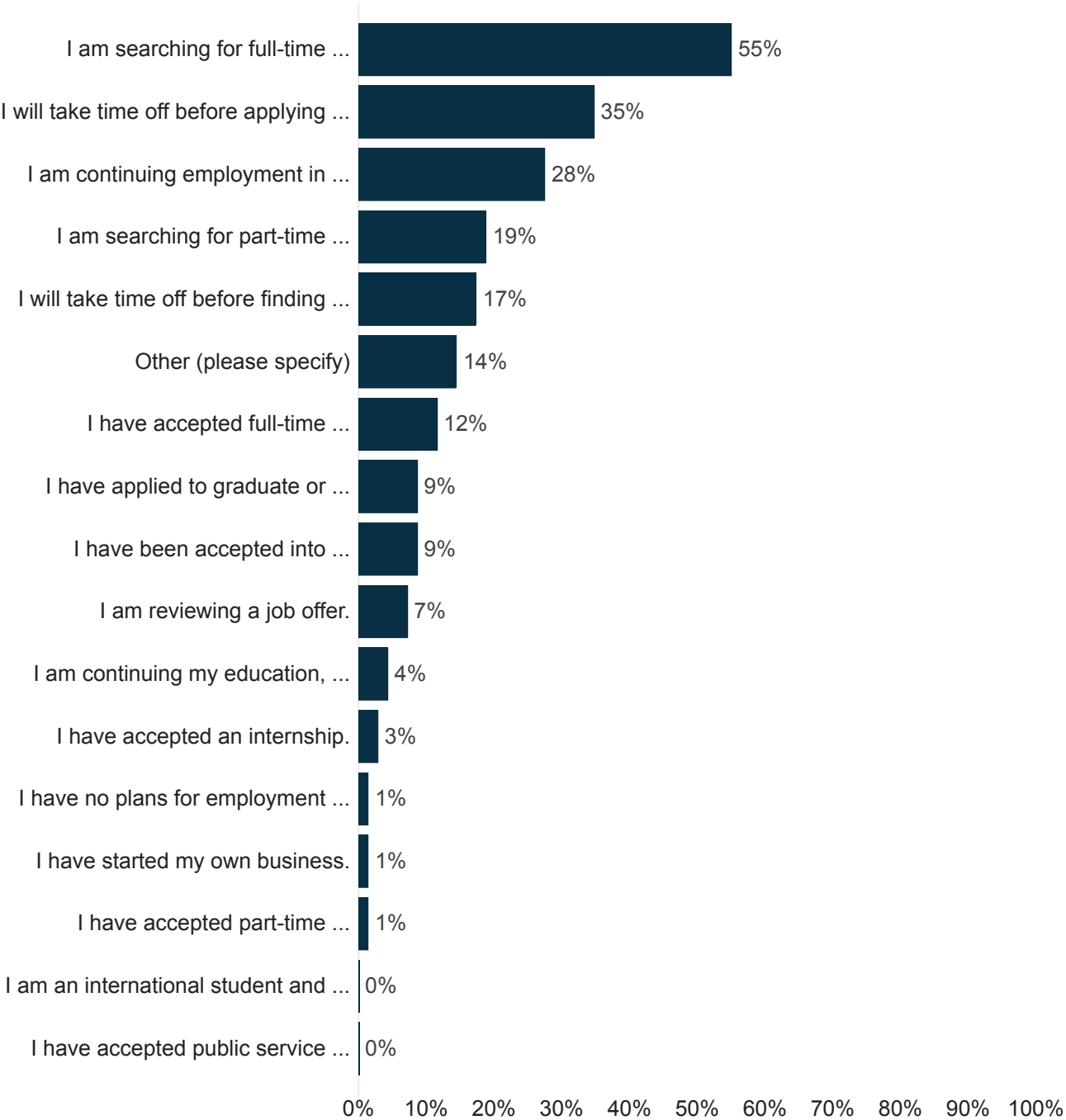
**This page: Today**



Field	Low/none	Moderate	High	Total
Awareness of community needs/issues	8	33	26	67
Awareness of ways to positively impact community needs/issues	9	35	23	67
Knowledge of my values and interests	1	19	47	67
Appreciation for individuals different from myself (e.g., different cultural background, socioeconomic status, etc.)	3	14	49	66
Ability to act in ways that are consistent with my values	2	15	49	66
Awareness of connections between community service and academic learning/coursework	10	28	29	67
Professional skills	3	26	38	67
Motivation to engage in community service	13	24	29	66

# What are your current post-graduation plans? (Please select all that apply.)

Note: Question text in the figure is truncated, but full text is included in the table below.



## What are your current post-graduation plans? (Please select all that apply.)

Field	Choice Count
I am searching for full-time employment.	38
I will take time off before applying to graduate school.	24
I am searching for part-time employment.	13
I will take time off before finding a job.	12
I am continuing employment in my current job.	19
I am continuing my education, but not in graduate school (e.g. second bachelor's, license, certification/credential, etc.).	3
I have been accepted into graduate or professional school.	6
I have accepted full-time employment at a new employer.	8
I have applied to graduate or professional school, but have not yet been accepted.	6
I am reviewing a job offer.	5
Other (please specify)	10
I have accepted part-time employment at a new employer.	1
I have accepted an internship.	2
I have accepted public service employment (military, Peace Corps, Teach for America, etc.).	0
I have no plans for employment (e.g. homemaker, traveling, volunteer, retired, etc.)	1
I have started my own business.	1
I am an international student and will return to my home country.	0
Total	149



## What are your current post-graduation plans? (Other)

Note: Only open-ended Other responses are summarized below. Numbers indicate frequencies for responses given by more than one student. (n=18 responses)

Apply for graduate school (2)

Apply to grad school next year

Applying to Medical school

Employed travel

farming internships through WWOOF

get the hell out of merced

I am conducting research until I leave for medical or grad school

looking at internships

MED SCHOOL

Obtain Driver's License, take Graduate Record Examination

Substitute teaching

The revolution

traveling!

Unsure

Volunteering

## You said you are currently employed. What are the details of your employment?

Note: Only respondents who said they obtained employment or an internship could answer this question. Numbers in parentheses indicate frequencies for responses given by more than one respondent. (n=138 responses)

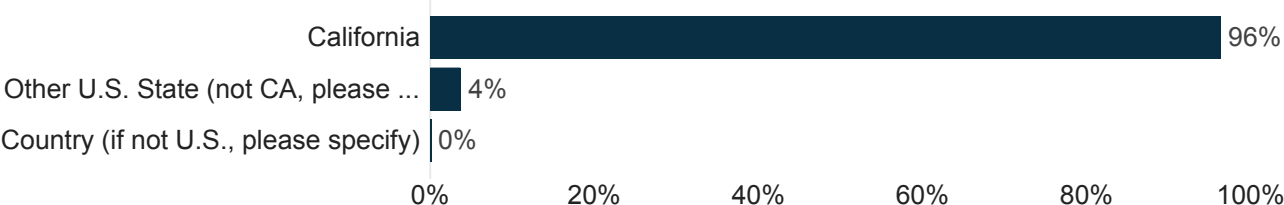
Accenture	Golden State Warriors
Action Urgent Care	Google
Admissions	Harpoon Therapeutics
Alameda County Water District	Home Depot
Americorps FEMA	Hot Topic/ Torrid
Anatomage	JB Hunt
Apple (2)	Kaiser Permanente
Aspiranet	Kappa Kappa Gamma Fraternity
Autism Intervention Professional	Kayla
Autism Learning Partners (3)	Lawrence Livermore National Laboratory
AXA advisors	Leadership and Community Engagement
BAE Systems	Lewis and Joan Platt Family YMCA
Bank of America	Livermore Valley Joint Unified School District
Behavioral Autism Therapies (BAT)	Lockheed Martin
Bihai	Lodestone
Brown and Caldwell	Long Beach Memorial Care
Building Young Leaders	McDonalds
California Autism Center and Learning Group	Merced County
California Cryobank Life Sciences	Merced County Office of Education-ASSETS
California State Assembly	Merced Union School District
California Teaching Fellows Foundation (3)	Michael Lee
Carrie Kouadio	Nathaniel Garcia
Catholic Charities	NBC Sports Bay Area
Center for Human Services	Northrop Grumman (2)
Central Valley Nissan	Pandora Media
Ceres Unified School District	Paradise Tomato kitchens
Chili's	Planada Elementary school District
City of Santa Barbara	Price Automotive
City Year (2)	Pwc
Coding Enterprises	Randstad
Collins Aerospace	Regal Technology Partners
Constellation Brands	Revature
Costco	Ross Stores (2)
Department of Water Resources	Sarah Kurtz
Dr. Chen	SaveMart Supermarkets
East Bay Consortium of Educational Inc.	Scribe America (4)
East Oakland Boxing Association	Sensient Natural Ingredients
Emberz	Sherwin Williams (2)
Eurofins DiscoverX	Sound Physicians
Eva de Alba-Bastarrechea	SSHA
Exbon Development Inc	Stanford University
Genomic Health	Stanislaus County
Give Every Child A Chance	Starbucks

Stergios Roussos  
Sunnyvale Department of Public Safety  
Tammy McNamara  
Target  
Teach for America  
Timothy S Johnston  
Troon Golf  
U.S Army CERDEC  
UC Davis  
UC Merced (6)  
UC Merced Campus Bookstore  
UC Merced CARE Office  
UC Merced Library  
UC Merced Mail and Document Services

UC Merced Office of Admissions  
UC Merced OIT  
UC Merced Recycling Center  
UC Merced Robotics Lab  
US Army  
US intelligence agency  
USAF  
Vituity  
Walmart  
Walt Disney World  
Western Union  
Wonderful Education  
Workday (2)  
Yelp

# Location - State (or country, if not U.S.) - Selected Choice

Note: Only respondents who said they obtained employment or an internship could answer this question. Question text in the figure is truncated, but full text is included in the table below.



Field	Choice Count
California	26
Other U.S. State (not CA, please specify)	1
Country (if not U.S., please specify)	0
Total	27

## Other US State (not CA, please specify) (N=9):

- Alabama
- District of Columbia
- FLORIDA
- Iowa
- Maryland
- Ohio
- Pennsylvania
- Texas (2)

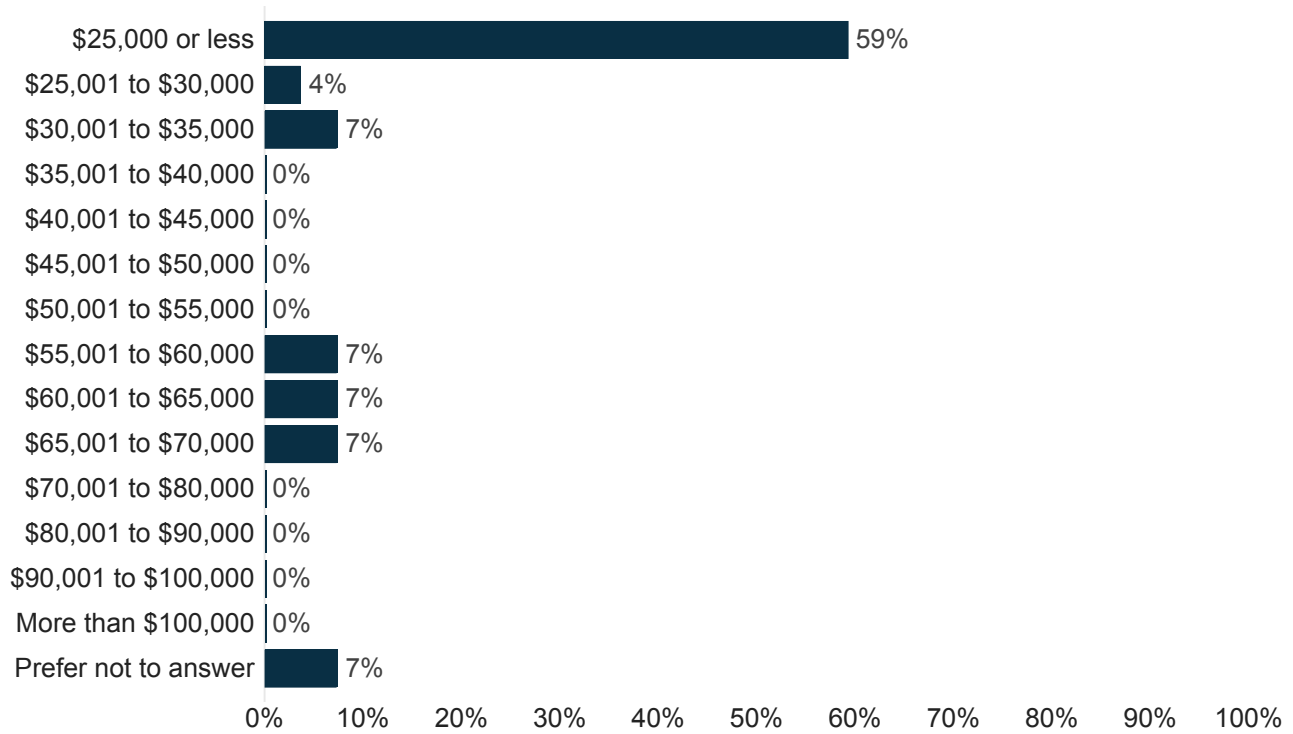
## Other Country (n=1)

Note: This is the response given by the student.

United States

## Approximate salary (per year):

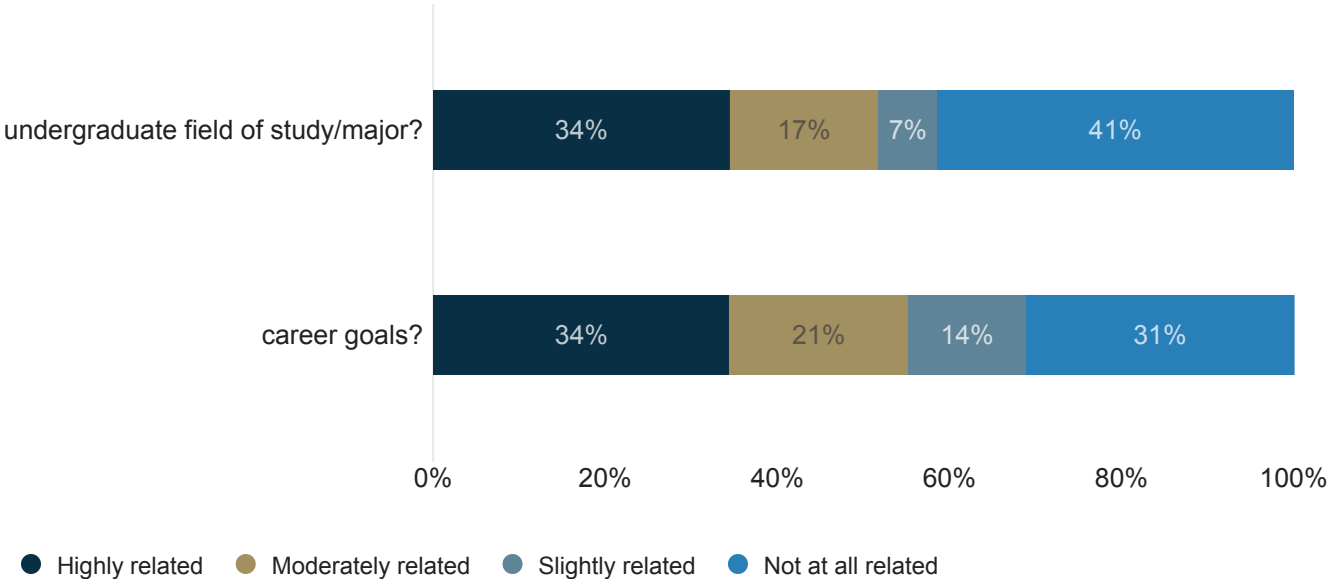
Note: Only respondents who said they obtained employment or an internship could answer this question.



Field	Choice Count
\$25,000 or less	16
\$25,001 to \$30,000	1
\$30,001 to \$35,000	2
\$35,001 to \$40,000	0
\$40,001 to \$45,000	0
\$45,001 to \$50,000	0
\$50,001 to \$55,000	0
\$55,001 to \$60,000	2
\$60,001 to \$65,000	2
\$65,001 to \$70,000	2
\$70,001 to \$80,000	0
\$80,001 to \$90,000	0
\$90,001 to \$100,000	0
More than \$100,000	0
Prefer not to answer	2
Total	27

# How closely related is this job to your:

Note: Only respondents who said they obtained employment or an internship could answer this question.

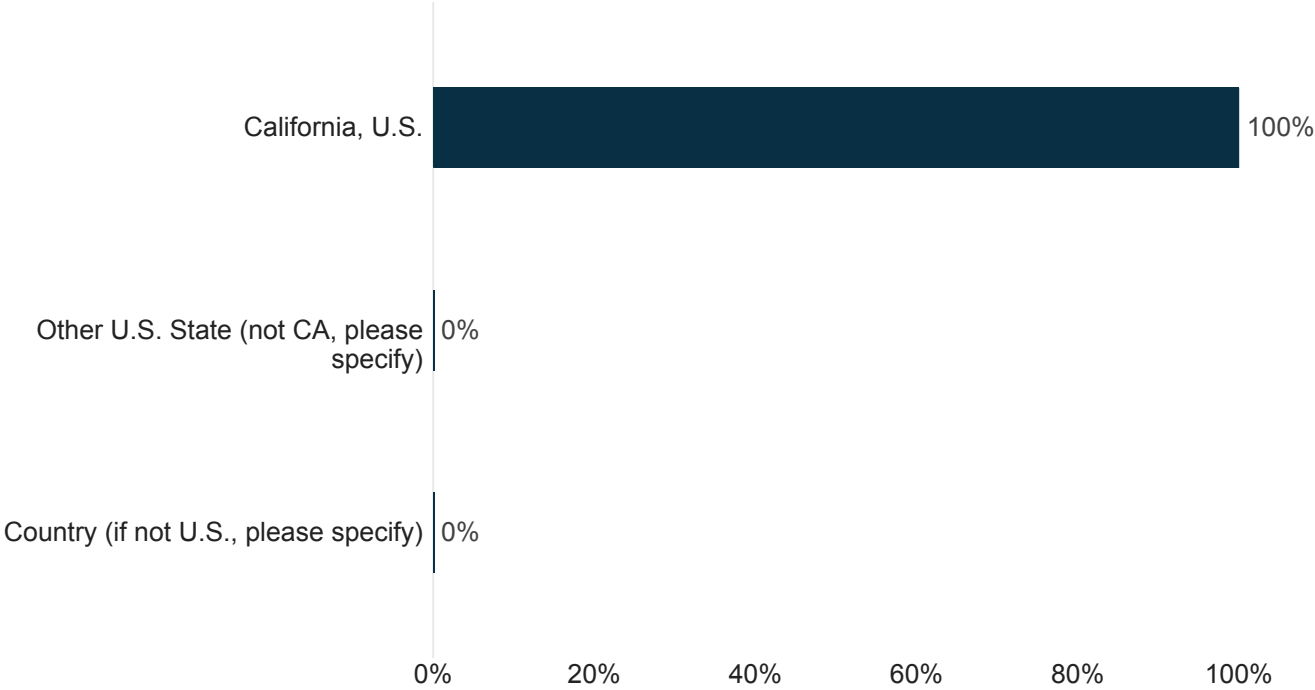


Field	Highly related	Moderately related	Slightly related	Not at all related	Total
undergraduate field of study/major?	10	5	2	12	29
career goals?	10	6	4	9	29

You said you are currently continuing your education since obtaining your undergraduate degree from UC Merced. Please provide some information about this education below.

Note: Only respondents who said they were continuing their education could answer this question. Other responses are included on next page.

Location - State (or country, if not U.S.)



Field	Choice Count
California, U.S.	9
Other U.S. State (not CA, please specify)	0
Country (if not U.S., please specify)	0
Total	9

You said you are currently continuing your education since obtaining your undergraduate degree from UC Merced. Please provide some information about this education below.

### Location - State

Note: Only respondents who said they were continuing their education could answer this question.  
(N=14)

Alabama  
Illinois  
Indiana  
Minnesota  
Missouri  
New Hampshire (2)  
New York (2)  
Oregon  
Seattle  
South Carolina  
VA

### Location - Country

Note: Only respondents who said they were continuing their education could answer this question.  
(N=1)

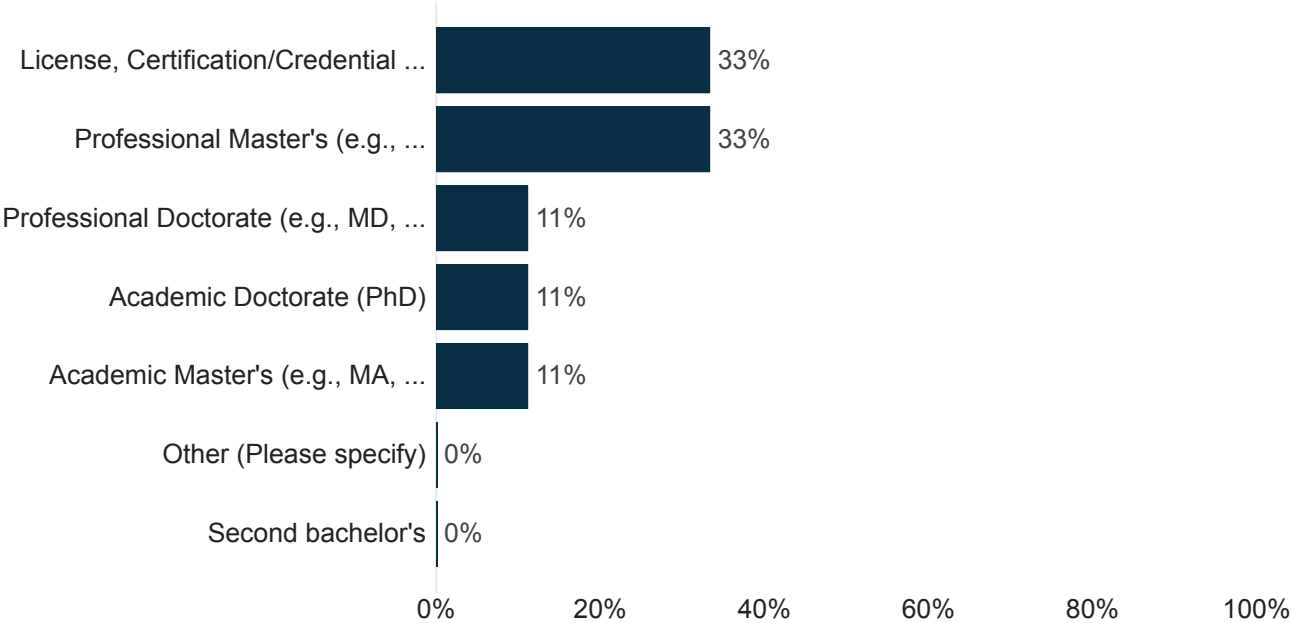
Japan



You said you are currently continuing your education since obtaining your undergraduate degree from UC Merced. Please provide some information about this education below.

### Degree Pursuing

Note: Only respondents who said they were continuing their education could answer this question. Other responses are included on next page.



Field	Choice Count
License, Certification/Credential (please specify)	3
Academic Doctorate (PhD)	1
Other (Please specify)	0
Professional Doctorate (e.g., MD, JD, EdD, PharmD, DVM, DDS, PsyD)	1
Academic Master's (e.g., MA, MS, MFA)	1
Professional Master's (e.g., MBA, MLS, MSW)	3
Second bachelor's	0
Total	9

You said you are currently continuing your education since obtaining your undergraduate degree from UC Merced. Please provide some information about this education below.

**License, Certification/Credential (please specify):**

Note: Only respondents who selected they plan to pursue a license, certification or credential answered this question. (n=29 responses)

3d Mechanical design, CSWA Solidworks

ASL Interpreter

certification

clemency medical technician certification

Clinical Laboratory Scientist (2)

CNA

CPA (2)

EMT

Engineering In Training

License to become a therapist

Medical Assistant (2)

Multiple Subject

Paralegal (2)

Post Baccalaureate

Pre-med certificate

Registered Nurse

Single Subject Math Credential

Spanish

Teaching Credential (7)

You said you are currently continuing your education since obtaining your undergraduate degree from UC Merced. Please provide some information about this education below.

**Other (please specify):**

Note: Only respondents who said they were continuing their education and selected "Other" could answer this question (n=12 responses).

Additional coursework for Physician's Assistant program

Associate in Diagnostic Medical Sonography

MA and teaching credentials

BSN

Finishing my degree

MA and teaching credentials

MM

More classes

MPH

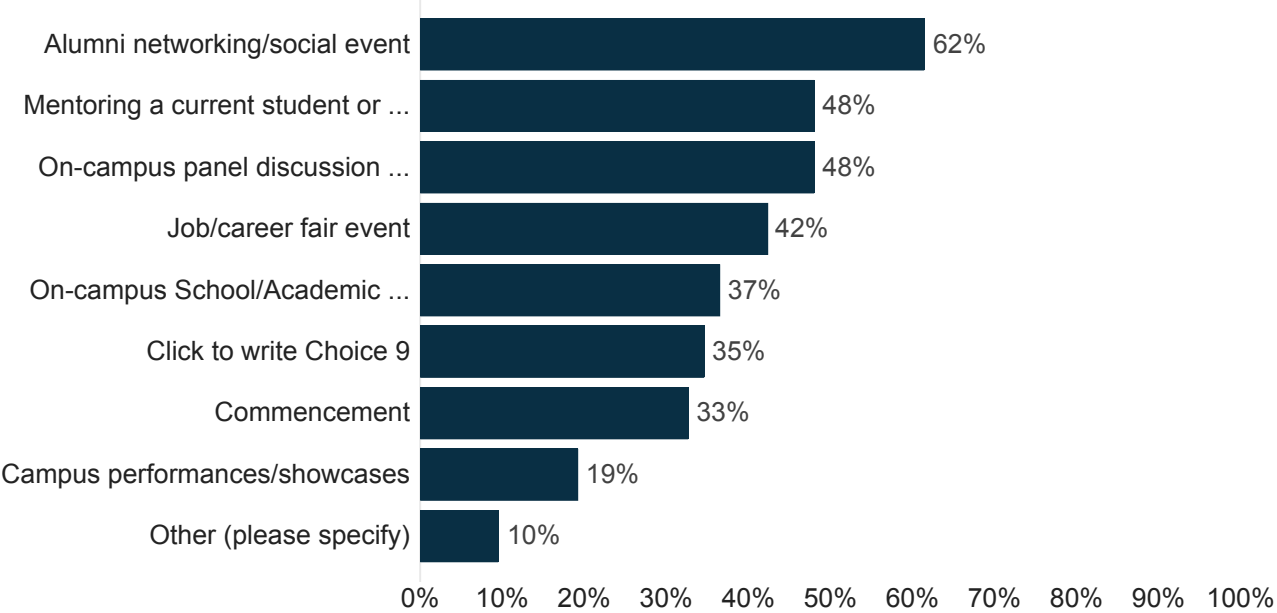
Not pursuing a degree

Optometry degree (OD)

PA

title of software developer

We would like to engage our alumni in activities that enrich the UC Merced student experience. Please select the on-campus activities listed below in which you would be interested in participating. (Select all that interest you)



Field	Choice Count
Other (please specify)	5
Campus performances/showcases	10
Commencement	17
On-campus School/Academic Program event	19
Click to write Choice 9	18
On-campus panel discussion (e.g., career advice panel)	25
Job/career fair event	22
Mentoring a current student or alumna/us	25
Alumni networking/social event	32
Total	173

We would like to engage our alumni in activities that enrich the UC Merced student experience. Please select the on-campus activities listed below in which you would be interested in participating. (Select all that interest you) (Other)

Note: Only open-ended Other responses are summarized on this page. Numbers indicate frequencies for responses given by more than one student (n=11)

advise (AIAA) DBF team

Any

Bringing my company back to inform students and recruit students

Capstone

Club Events

Freshman connection

Giving prospective students the inside scoop on how exploitative this school is

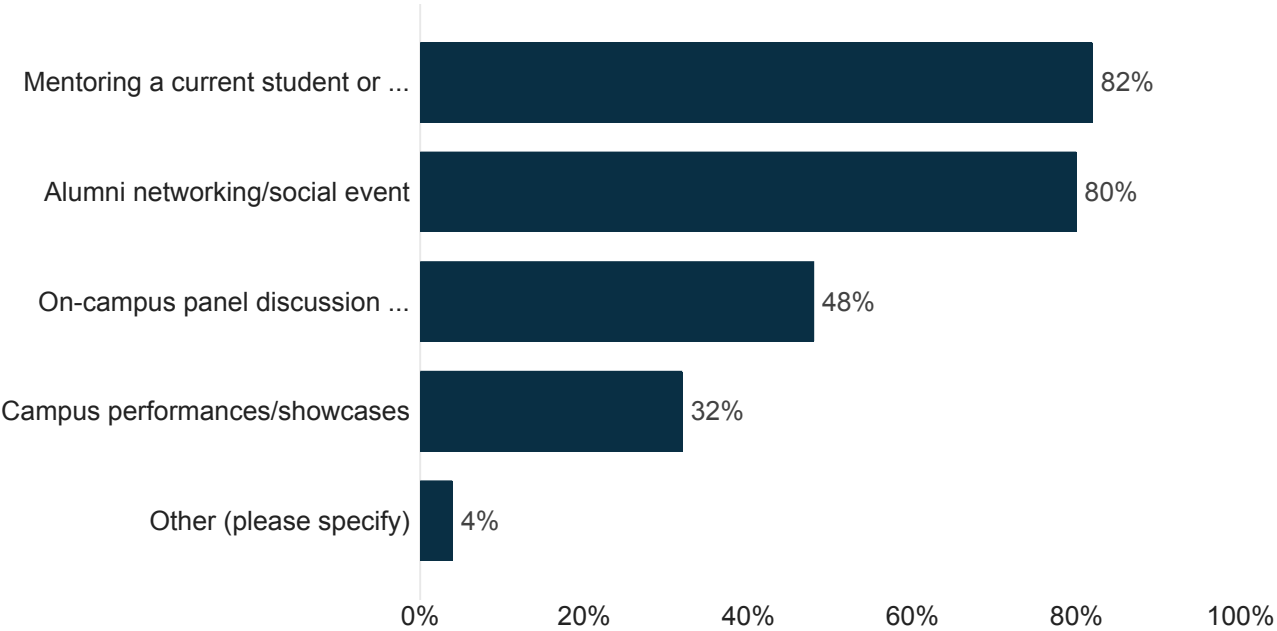
Moving so N/A

nooooope

Science communication

Undocumented Student related issues

Please select the regional activities in the area near where you live listed below in which you would be interested in participating. (Select all that interest you)

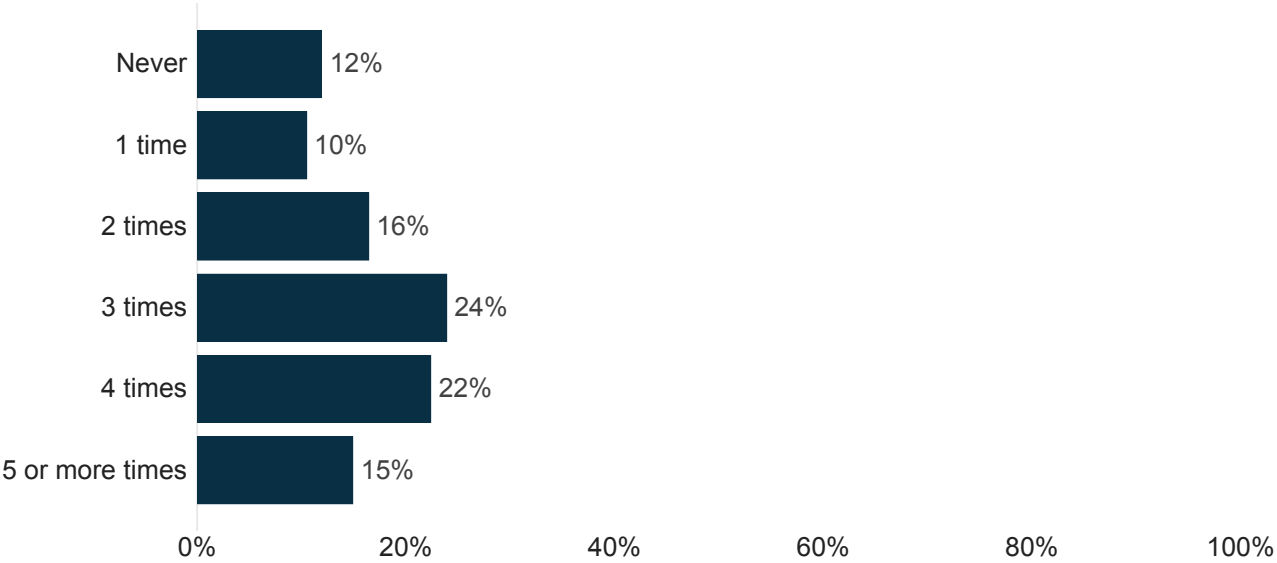


Field	Choice Count
Other (please specify)	2
Campus performances/showcases	16
On-campus panel discussion (e.g., career advice panel)	24
Alumni networking/social event	40
Mentoring a current student or alumna/us	41
Total	123

Please select the regional activities in the area near where you live listed below in which you would be interested in participating. (Select all that interest you) (Other) (N=3)

- Any
- N/A
- none, im not coming back

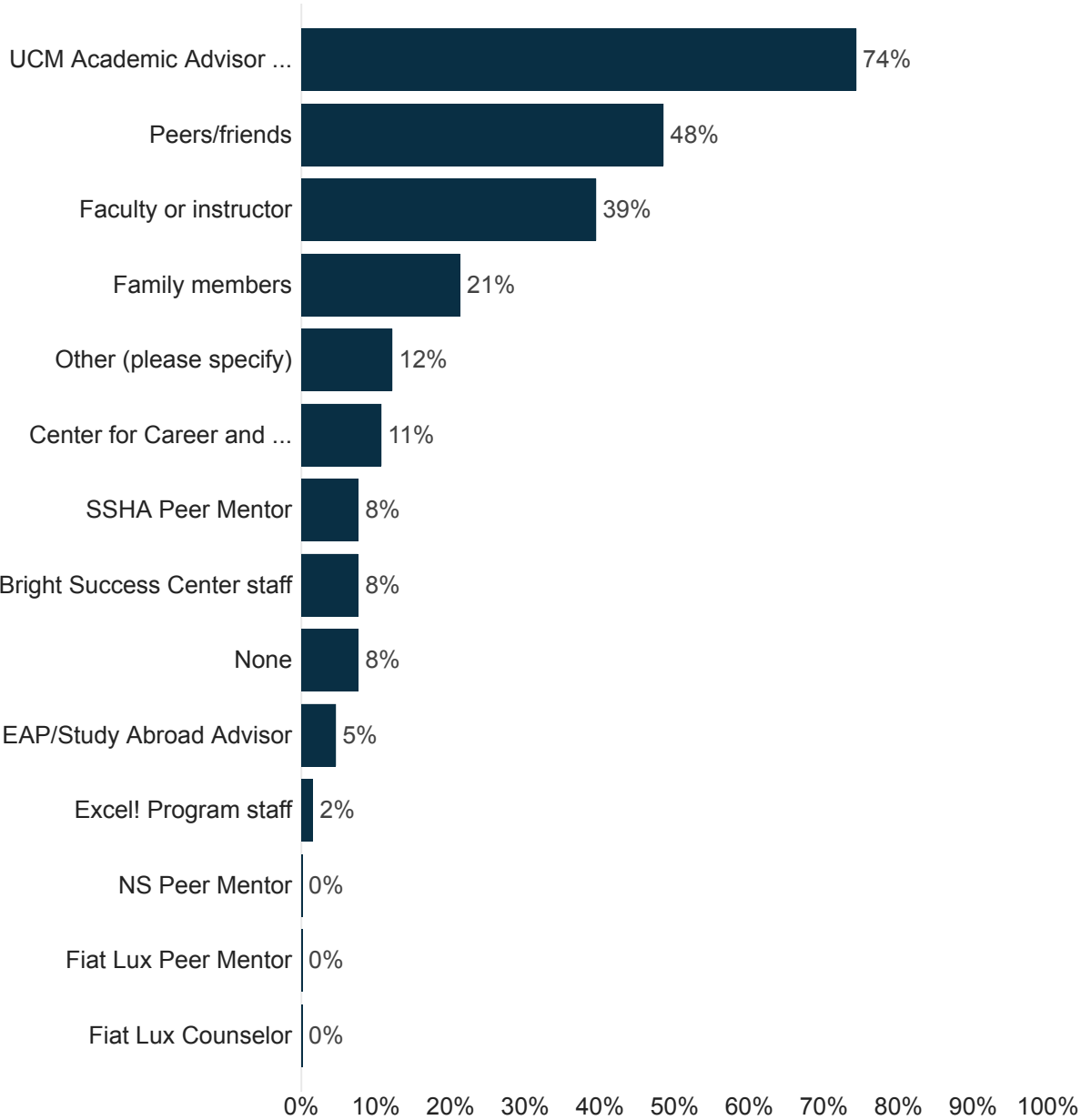
In the past year, how often did you visit a UC Merced academic advisor (a professional staff member in your School)?



Field	Choice Count
Never	8
1 time	7
2 times	11
3 times	16
4 times	15
5 or more times	10
Total	67

# In the past year, from whom did you seek advice to plan your academic path to graduation, including your major and/or minor? (select all that apply)

Note: Question text in the figure is truncated, but full text is included in the table below. Other responses are included below.



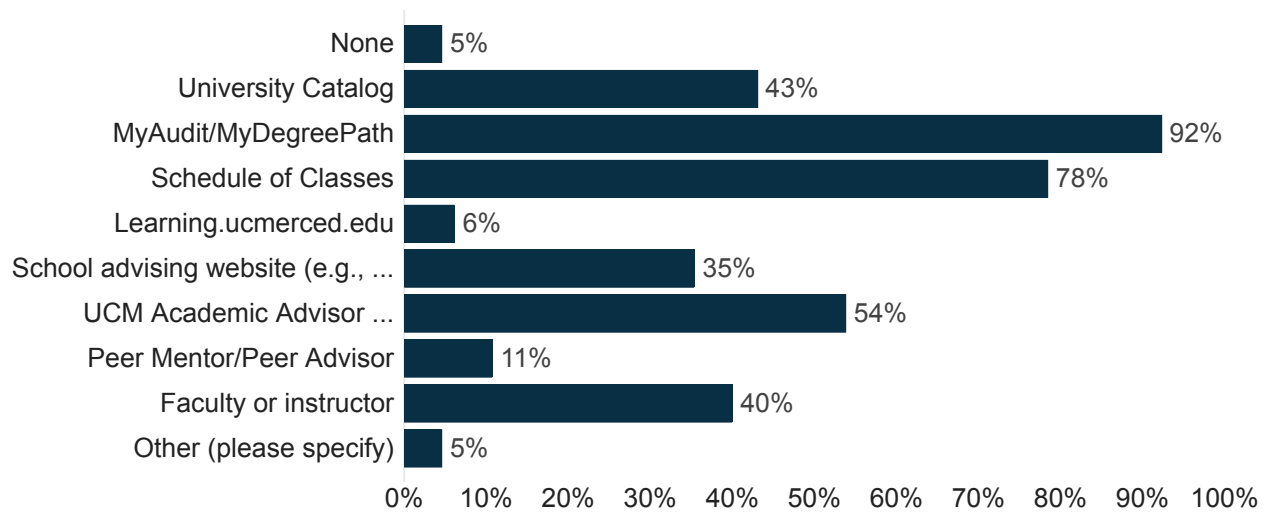
In the past year, from whom did you seek advice to plan your academic path to graduation, including your major and/or minor? (select all that apply)

Field	Choice Count
UCM Academic Advisor (professional staff member in your School	49
Peers/friends	32
Faculty or instructor	26
Family members	14
Center for Career and Professional Advancement staff	7
SSHA Peer Mentor	5
Bright Success Center staff	5
None	5
NS Peer Mentor	0
Other (please specify)	8
EAP/Study Abroad Advisor	3
Fiat Lux Counselor	0
Excel! Program staff	1
Fiat Lux Peer Mentor	0
Total	155



## In the past year, which campus resources/tools did you use to assist you in your academic planning? (select all that apply) - Selected Choice

Note: Question text in the figure is truncated, but full text is included in the table below. Other responses are included below.



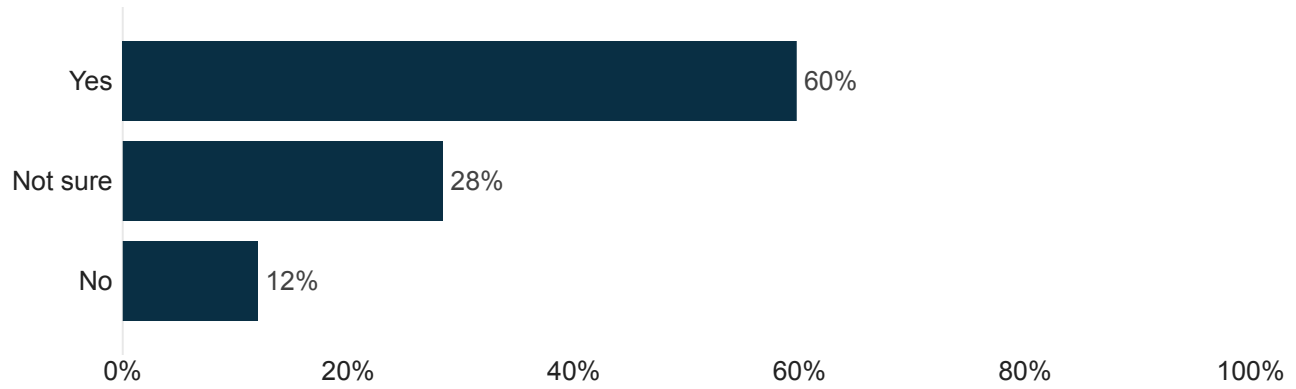
Field	Choice Count
None	3
University Catalog	28
MyAudit/MyDegreePath	60
Schedule of Classes	51
Learning.ucmerced.edu	4
School advising website (e.g., engr-advising.ucmerced.edu; ns-advising.ucmerced.edu; ssha-advising.ucmerced.edu)	23
UCM Academic Advisor (professional staff member in your school)	35
Peer Mentor/Peer Advisor	7
Faculty or instructor	26
Other (please specify)	3
Total	240

In the past year, from whom did you seek advice to plan your academic path to graduation, including your major and/or minor?  
(select all that apply)

Note: Only open-ended Other responses are summarized on this page (n=26 responses). Numbers indicate frequencies for responses from more than one respondent.

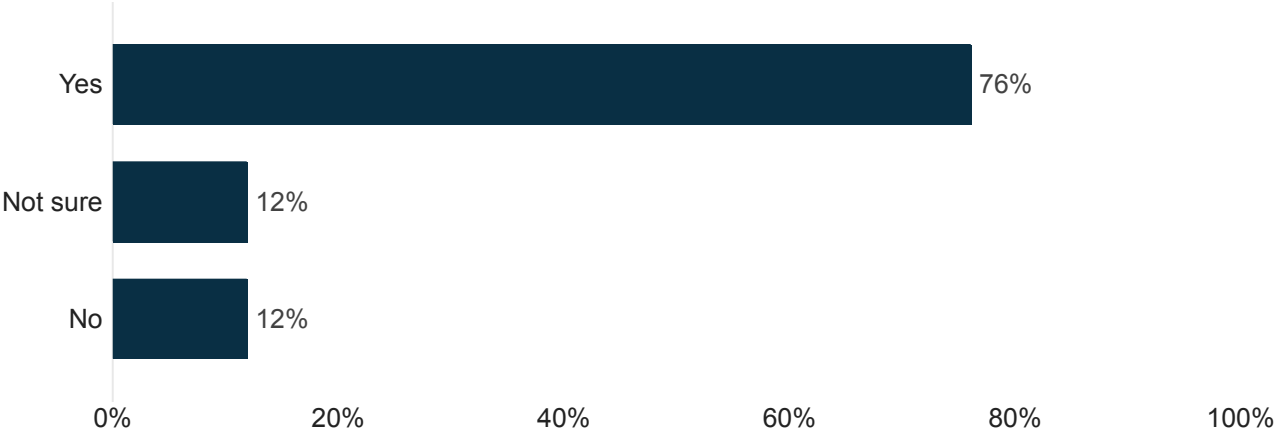
alumni  
Bright Success Center Mentor  
CalTeach  
CAPS  
Counselor  
Friends  
God  
Graduate Student Mentors, UROC staff  
Medical Student  
My high school alumni association  
Myself (5)  
NSED  
Online  
student first center, DARTS  
Transfer Returning Veterans Program (3)  
UROC  
Website  
W-STEM Mentor

# Would you chose UC Merced again if you were starting college all over?



Field	Choice Count
Yes	40
Not sure	19
No	8
Total	67

# Would you chose the same major(s) if you were starting college all over again?



Field	Choice Count
Yes	51
Not sure	8
No	8
Total	67