



## **2019 Graduating Senior Survey Report - Entire Sample**

**Prepared by Institutional Research and Decision Support**

**Last Updated: June 6, 2019**

**Response Rate:** Of the 1540 students invited to complete the survey, 500 (32%) provided partial or complete responses. Because students could skip questions, response rates varied by question.

**Administration:** The survey was available for seniors to complete between March 31, 2019 and May 12, 2019. As an incentive, respondents were entering into drawings to receive 35 \$25 Amazon e-gift cards. Students could complete the survey by clicking their individualized link in personalized emails or by using an anonymous link that required authentication. Survey publicity and outreach was coordinated across multiple groups on campus: IRDS, Student Affairs, assessment managers, faculty, academic advisors, and others.

**Respondent Characteristics:** Please refer to Tables 1-4 below for respondent characteristics, including information about the representativeness of the sample relative to the invited population. The sample was roughly representative of the invitee population, and subgroup response rates were similar to the overall response rate of 32%, with few exceptions. Women were more likely to take the survey than men, which is common in survey research. Other differences in response rates are likely due to small sample sizes for particular groups.

**Report Notes:** Unless otherwise noted, all students could answer each question on the survey. Students could choose to skip questions. Students were invited to take the survey if they had been awarded a degree or applied to receive a degree as of the 15th day of instruction in spring 2019. It is possible that some students completing the survey did not graduate, though all were seniors and responses still aid understanding of the experience of students close to graduation.

Table 1: Student Demographics (Entire Sample)

Student Characteristic	# Invited (of 1540 Total)	%Invited	# Responded (of 500 Total)	% Responded	Response Rate (# responded/ # Invited)
<b>Entering Level</b>					
Entering Frosh	1351	88%	428	86%	32%
Transfer Students	189	12%	72	14%	38%
<b>Race/Ethnicity</b>					
International	109	7%	40	8%	37%
Hispanic	764	50%	245	49%	32%
African American	61	4%	19	4%	31%
American Indian	1	<1%	1	<1%	100%
Asian	351	23%	106	21%	30%
Pacific Islander	13	1%	5	1%	38%
White	182	12%	63	13%	35%
Multi-racial	53	3%	19	4%	36%
Unknown	6	<1%	2	<1%	33%
<b>Gender</b>					
Female	831	54%	318	64%	38%
Male	697	45%	176	35%	25%
Unknown	12	1%	4	1%	33%

Note: % values may not sum to 100% for a given characteristic due to rounding error.

Table 2: Student Demographics and School (Entire Sample)

Student Characteristic	# Invited (of 1540 Total)	%Invited	# Responded (of 500 Total)	% Responded	Response Rate (# responded/ # Invited)
<b>First Generation Status</b>					
First Generation	1084	70%	361	72%	33%
Non-First Generation	456	30%	139	28%	30%
<b>Pell Grant Eligibility Status</b>					
Pell Grant Eligible	954	62%	317	63%	33%
Non-Pell Grant Eligible	586	38%	183	37%	31%
Student Characteristic	# Invited (of 1574 Total)	%Invited	# Responded (of 515 Total)	% Responded	Response Rate (# responded/ # Invited)
<b>School</b>					
Engineering	316	20%	96	19%	30%
Social Sciences, Humanities, and Arts	820	52%	272	53%	33%
Natural Sciences	438	28%	147	29%	34%

Note: % Values may not sum to 100% for a given characteristic due to rounding error; School counts will sum to values greater than the overall invited and respondent student totals due to students with multiple majors - denominators are adjusted to the number of majors for this table.

Table 3: Student Majors (Entire Sample)

Student Major	# Invited (of 1574 total)	% Invited	# Responded (of 515 total)	% Responded	Response Rate (# responded/# invited)
<b>ANTH – Anthropology</b>	14	1%	6	1%	43%
<b>BENG – Bioengineering</b>	31	2%	6	1%	19%
<b>BIOS – Biological Sciences</b>	365	23%	122	24%	33%
<b>CHEM – Chemical Sciences</b>	35	2%	13	3%	37%
<b>COGS – Cognitive Science</b>	65	4%	26	5%	40%
<b>CSE – Computer Science &amp; Engineering</b>	135	9%	48	9%	36%
<b>ECON – Economics</b>	24	2%	6	1%	25%
<b>ENG – English</b>	19	1%	4	1%	21%
<b>ENVE – Environmental Engineering</b>	20	1%	8	2%	40%
<b>ESS – Earth Systems Science</b>	7	<1%	4	1%	57%
<b>GASP – Global Arts Studies</b>	5	<1%	0	0%	0%
<b>HIST – History</b>	22	1%	11	2%	50%
<b>MATH – Mathematical Sciences</b>	21	1%	6	1%	29%
<b>MBE – Management &amp; Business Economics</b>	183	12%	50	10%	27%
<b>ME—Mechanical Engineering</b>	124	8%	33	6%	27%
<b>MSE—Material Science and Engineering</b>	6	<1%	1	<1%	17%
<b>PH—Public Health</b>	107	7%	37	7%	35%
<b>PHIL—Philosophy</b>	2	<1%	0	0%	0%
<b>PHYS—Physics</b>	10	1%	2	<1%	20%
<b>POLI—Political Science</b>	80	5%	25	5%	31%
<b>PSY—Psychology</b>	218	14%	80	16%	37%
<b>SOC—Sociology</b>	63	4%	22	4%	35%
<b>SPAN--Spanish</b>	18	1%	5	1%	28%

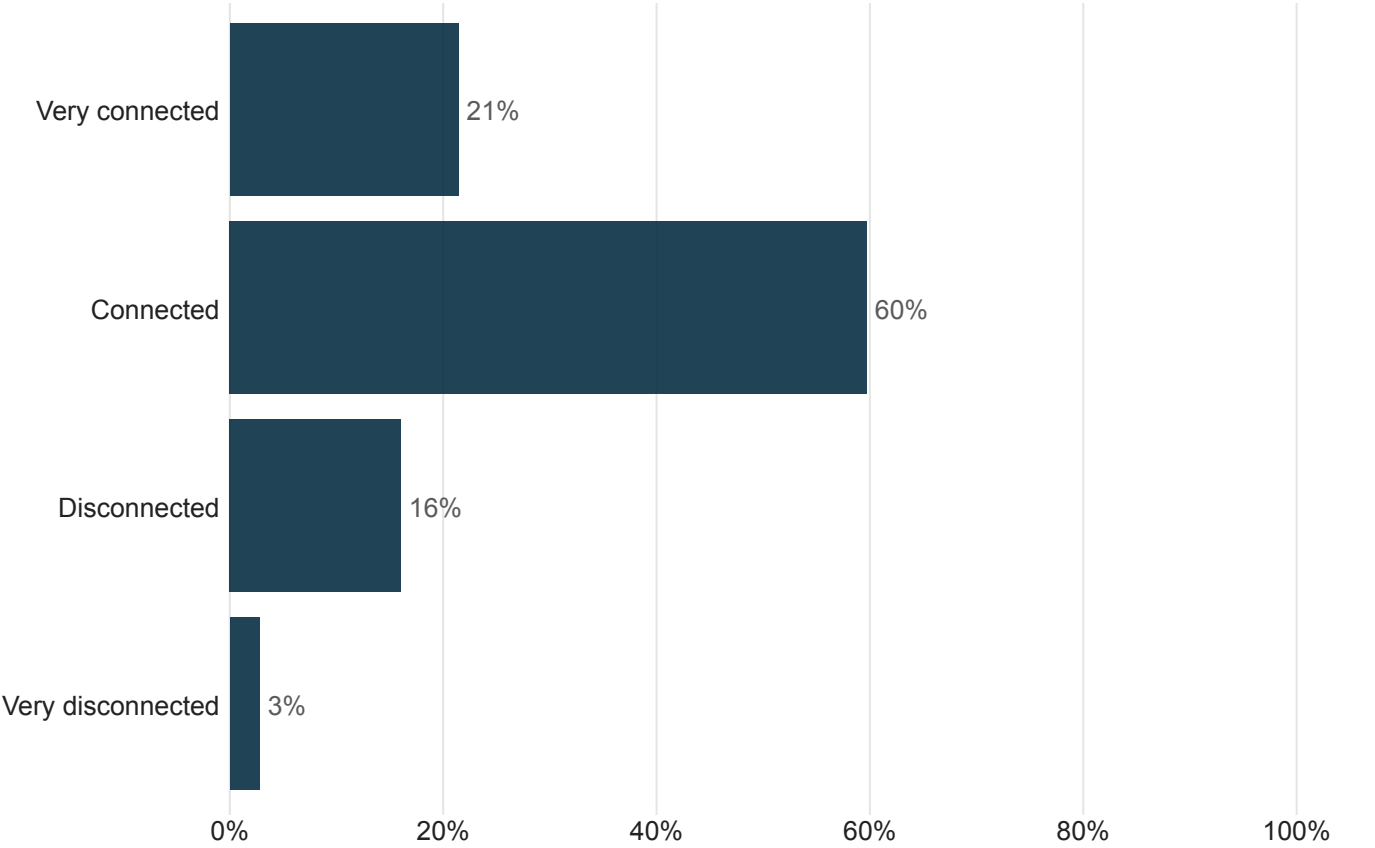
Note: % Values may not sum to 100% due to rounding error; Major counts sum to values greater than the overall invited and respondent student totals from Table 1 due to students with multiple majors - denominators are adjusted to the number of majors for this table and are noted in the header row of this table.

Table 4: Student Minors (Entire Sample—Students with Minors)

Student Minor	# Invited (of 477 total)	% Invited	# Responded (of 183 total)	% Responded	Response Rate (# responded/# invited)
AMER—American Studies	1	<1%	1	1%	100%
ANTH—Anthropology	16	3%	5	3%	31%
ARTS—Arts	8	2%	3	2%	38%
CCST—Chicano/Chicana Studies	3	1%	0	0%	0%
CHEM—Chemical Sciences	4	1%	3	2%	75%
COGS—Cognitive Science	21	4%	10	5%	48%
CRS—Critical Race and Ethnic Studies	7	1%	3	2%	43%
ECON—Economics	7	1%	0	0%	0%
ENG—English	1	<1%	1	1%	100%
ESSU—Environmental Science and Sustainability	1	<1%	0	0%	0%
GASP—Global Arts Studies	4	1%	1	1%	25%
HIST—History	4	1%	2	1%	50%
MAD—Management Analytics and Decision-making	1	<1%	1	1%	100%
MBE—Management and Business Economics	17	4%	5	3%	29%
MTHM—Applied Mathematics	12	3%	5	3%	42%
NSEC—Natural Sciences Education	3	1%	1	1%	33%
NSED—Natural Sciences Education with Teaching	34	7%	17	9%	50%
PH—Public Health	21	4%	9	5%	43%
PHIL—Philosophy	14	3%	3	2%	21%
PHYS—Physics	1	<1%	0	0%	0%
POLI—Political Science	18	4%	8	4%	44%
PSY—Psychology	158	33%	62	34%	39%
SOC—Sociology	47	10%	19	10%	40%
SPAN—Spanish	34	7%	13	7%	38%
WRI—Writing	40	8%	11	6%	28%

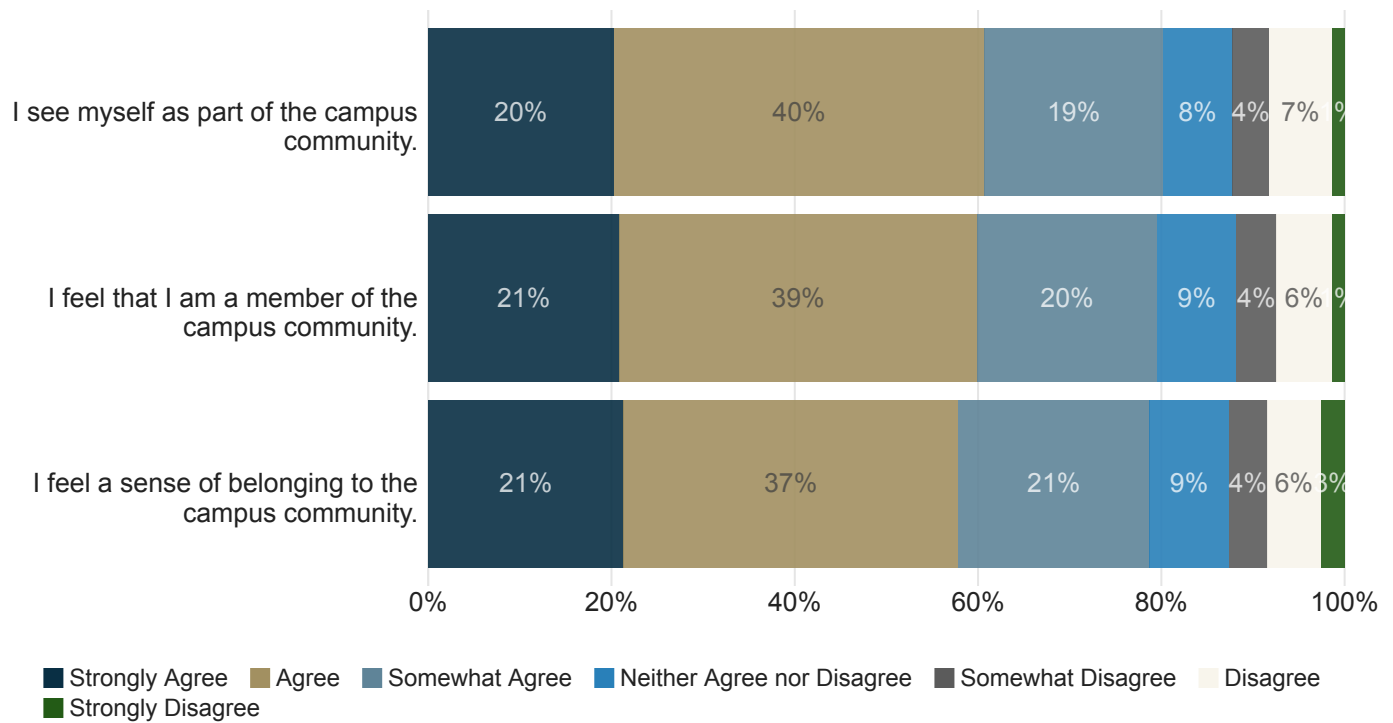
Note: % Values may not sum to 100% due to rounding error; Minor counts do not sum to the overall invited and respondent student totals from Table 1 because many do not have a minor, and some have multiple minors—denominators are adjusted to the number of minors for this table and are noted in the header row of this table.

Today, how connected to or disconnected from UC Merced do you feel?



Field	Choice Count
Very connected	107
Connected	298
Disconnected	80
Very disconnected	14
Total	499

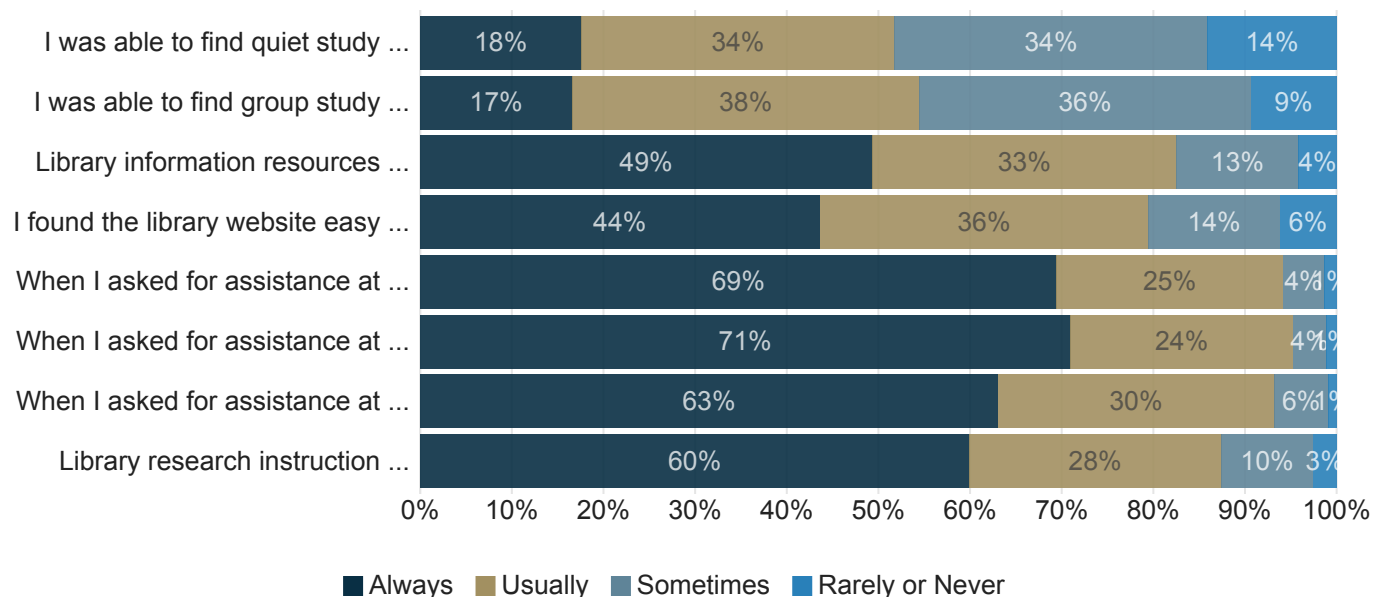
## I see myself as part of the campus community.



Field	Strongly Agree	Agree	Somewhat Agree	Neither Agree nor Disagree	Somewhat Disagree	Disagree	Strongly Disagree	Total
I see myself as part of the campus community.	101	202	97	38	20	34	7	499
I feel that I am a member of the campus community.	104	195	98	43	22	30	7	499
I feel a sense of belonging to the campus community.	106	182	104	43	21	29	13	498

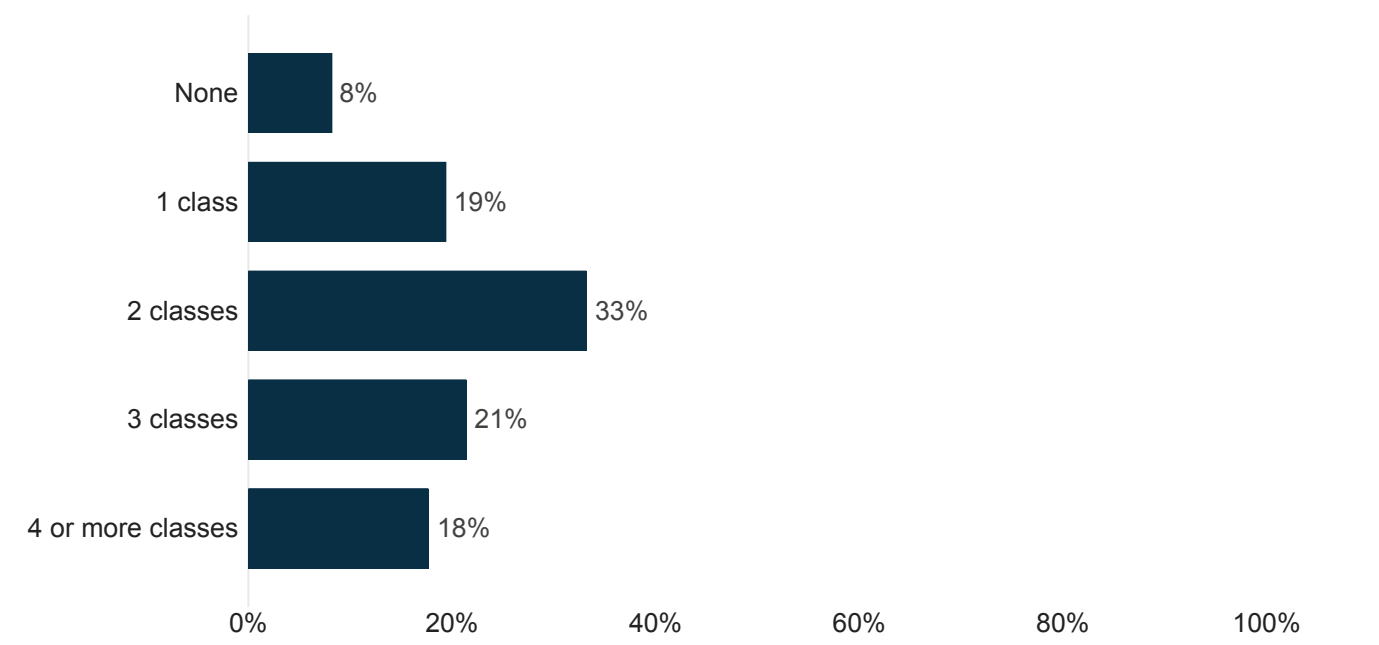
## Please select your level of agreement or disagreement with the following statements about UC Merced's Library.

Note: Question text in the figure is truncated, but full text is included in the table below.



Field	Always	Usually	Sometimes	Rarely or Never	Total
I was able to find quiet study space in the Library.	85	165	165	68	483
I was able to find group study space in the Library.	78	178	170	44	470
Library information resources (books, journals, databases, etc.) met my learning and research needs.	226	152	61	19	458
I found the library website easy to use.	204	168	67	29	468
When I asked for assistance at a library service desk, library staff were approachable and welcoming.	309	110	20	6	445
When I asked for assistance at a library service desk, library staff gave adequate attention to my question or need.	315	108	16	5	444
When I asked for assistance at a library service desk, library staff were knowledgeable about how to help.	278	133	26	4	441
Library research instruction helped me find suitable information resources for my papers and projects.	257	118	43	11	429

In how many classes did you receive library research instruction from library staff during your time at UC Merced?

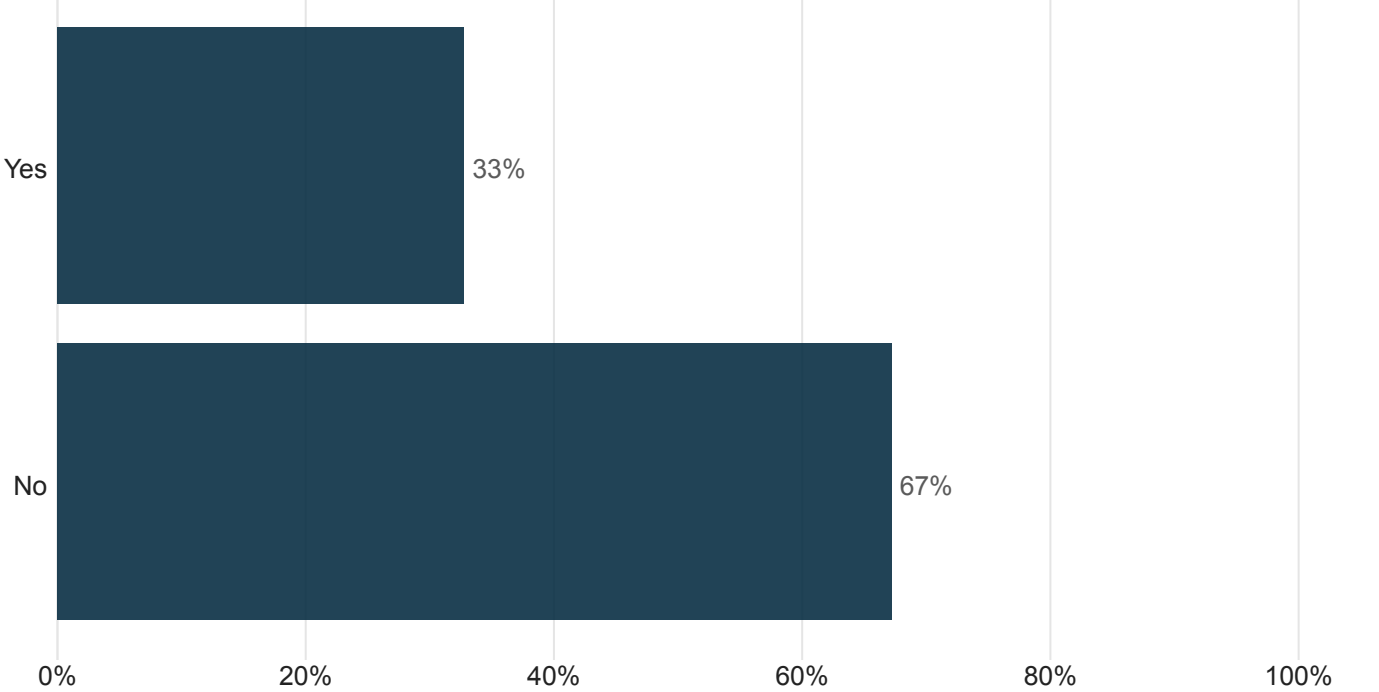


Field	Choice Count
None	40
1 class	95
2 classes	163
3 classes	105
4 or more classes	87
Total	490



Did you conduct research with a faculty member as an undergraduate at UC Merced? This would include research or creative projects outside of regular course requirements during the academic year or summer.

If you participated in more than one research effort, please consider the one you spent the most time on when completing this question.



Field	Choice Count
Yes	161
No	330
Total	491

You said you conducted research with a faculty member outside of regular course requirements. Please complete the following information about your undergraduate research efforts.

Remember, if you participated in more than one research effort, please consider the one you spent the most time on when completing this question.

General field of research of the project in which you were involved (N=156 total responses)

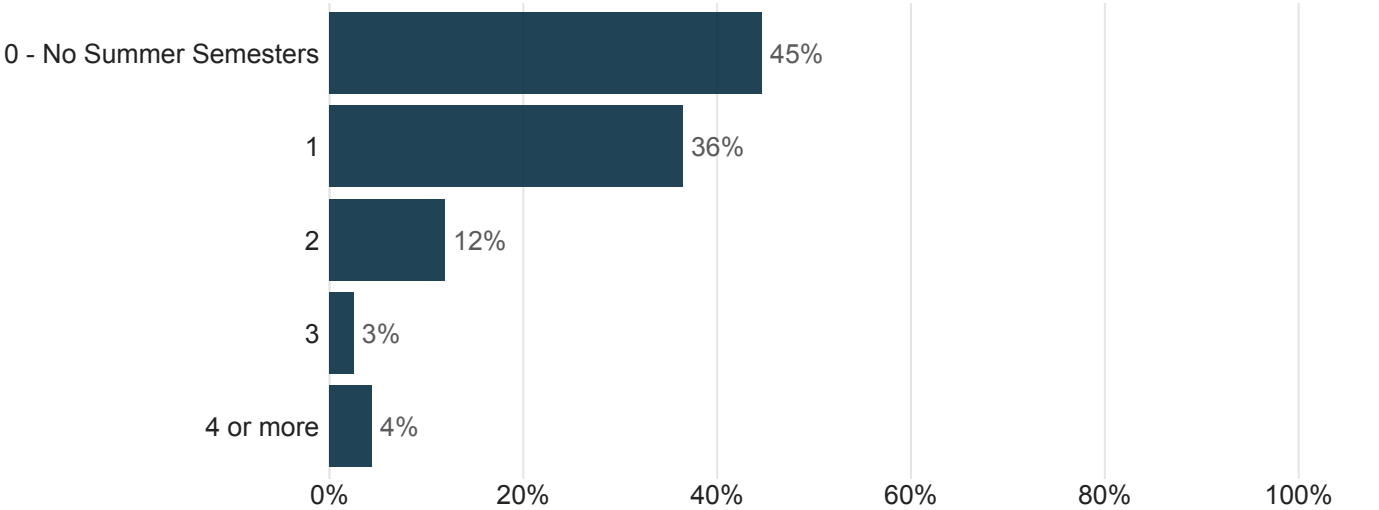
3D Printing Bicycle Frame	Engineering (2)
Air pollution	Evolutionary Biology
Anthropology	Fetal Hematopoiesis
Antibiotic resistance	Fluid Dynamics (2)
Applied Math	Fuel Cells
Assessment	Health policy research
Bacterial mobility	Health Psychology (4)
Battery Swap Project	Healthy gut study
Bioengineering (3)	Heat Transfer
Biogeochemical students of Sierra Nevada soils and vegetation	History
Bioinformatics (Public Health)	How Latinx/Hispanic families learn and teach about Race/Ethnic Humanities
Biology (4)	I helped in the lab where needed
Biology/Immunology	Immunology
Biology; Evolution and Ecology	Immunovirotics (2)
Biophysics (2)	IoT and AI
Cardiovascular Tissue Engineering	Material Science (3)
Chemistry	Mechanical Engineering
Child Development	Mechanical Engineering, Origami sheet metal
Childhood diabetes	Mechatronics (2)
Cognitive Science (12)	Mercury atmospheric pollution
Cognitive science / linguistics	Microbial motility
Communicate, Culture, and Health Lab	Microbiology (5)
Computer Science	Nanofiber electrospinning and cell culture
Cover crops impacting aggregate stability and carbon	Natural science
CSE/ Mech Engineering	Neural Network
Developmental Psychology (4)	Neurobiology (4)
DNA damage repair	NSED/field work
Drones	Numerical Methods
Ecology	Phage Hunting
Econometrics	Physical Chemistry
Economics	Physical Organic Chemistry
Education in Computer Science	Plant biology (2)
Electrochemical Fuel Cells	Project with Merced County Food Bank
	Political Science (3)

Privacy/Computer Science  
Protein Engineering (2)  
Psychology (8)  
Public Health (5)  
Public Health & Anthropology  
Public Health and Nutrition  
Public Health/ Oral Health  
public health-tobacco cannabis project  
Psychoneuroendocrinology  
Remote Sensing  
Robotics (2)  
Senior thesis  
Sociology (4)  
Sociology racial and ethnic socialization among  
Latinx/Hispanic families  
Solar Energy

Solid Oxide Fuel Cells  
Spanish for Health Professional  
Speech Development  
Stem Cell Biology  
Stress and Health  
Stress and Health Lab - Thinking and Physiology Study  
Theoretical Chemistry (2)  
Translational Research Center  
Tribology (2)  
Two Dimensional Flow Phenomena  
UAV  
Undocumented student issues on campus  
VHL  
Virtual Reality Content

# Approximate number of summer semesters you were involved in this research:

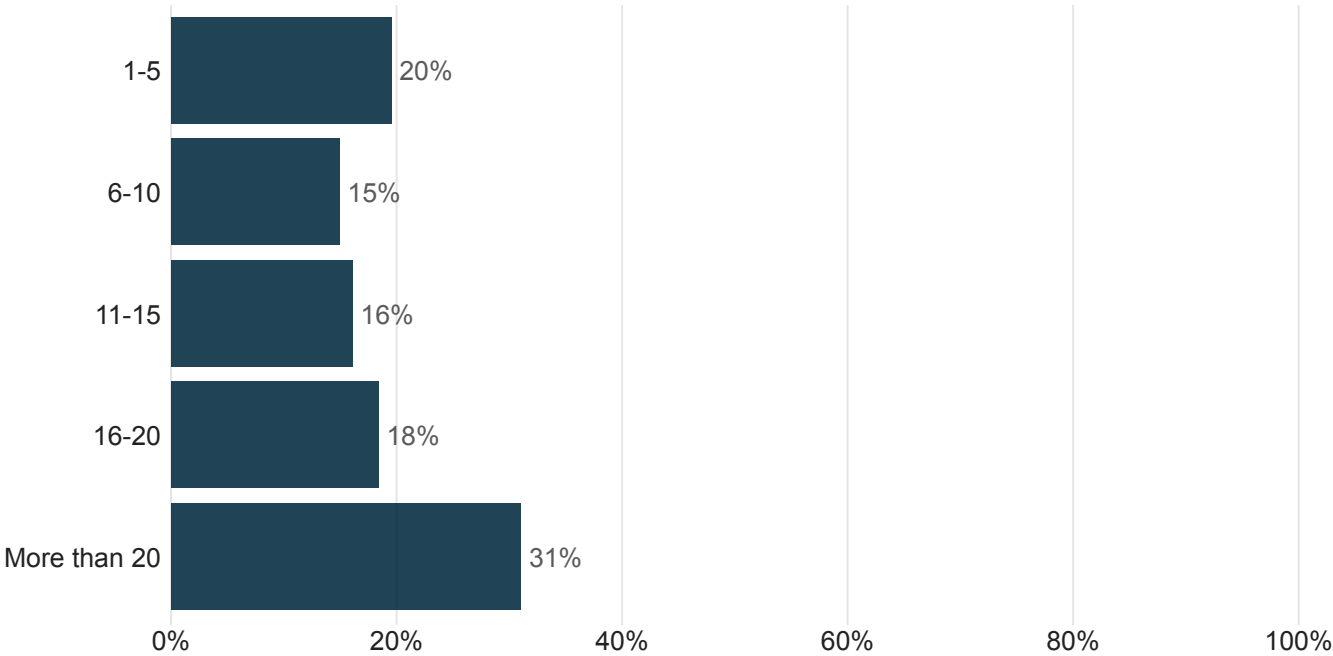
Note: Only respondents who said they conducted research with a faculty member could answer this question.



Field	Choice Count
0 - No Summer Semesters	71
1	58
2	19
3	4
4 or more	7
Total	159

You said that you conducted research during a summer semester. Approximately how many hours per week were you involved in this research?

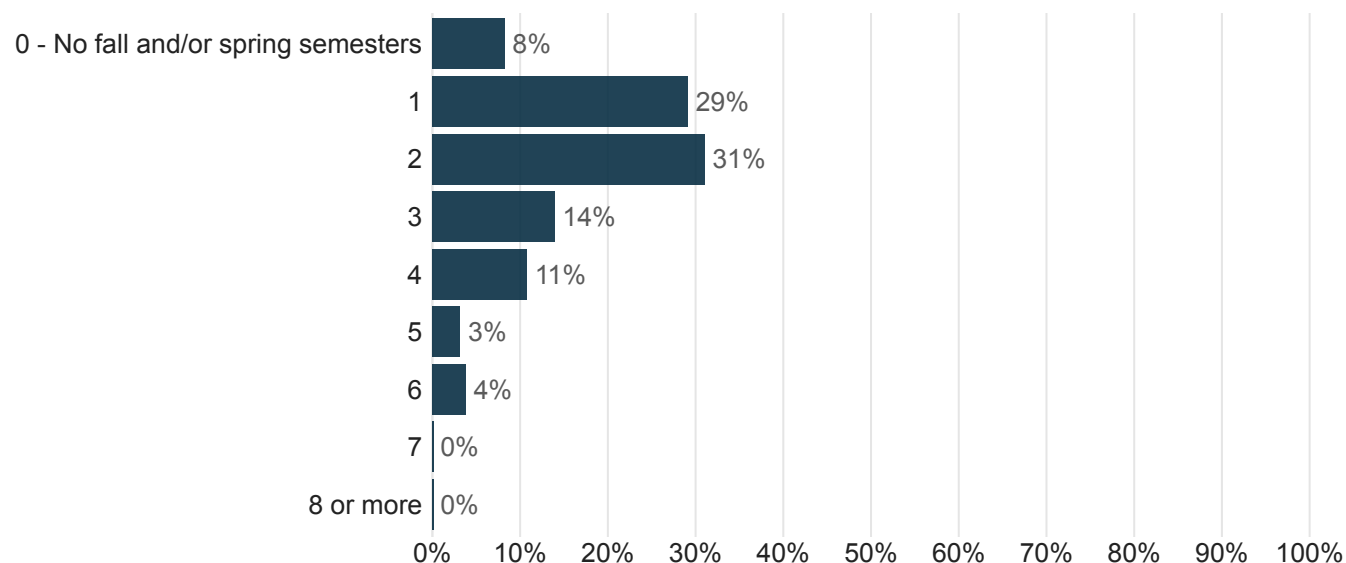
Note: Only respondents who said they conducted research with a faculty member during a summer session could answer this question.



Field	Choice Count
1-5	17
6-10	13
11-15	14
16-20	16
More than 20	27
Total	87

## Approximate number of fall and/or spring semesters you were involved in this research:

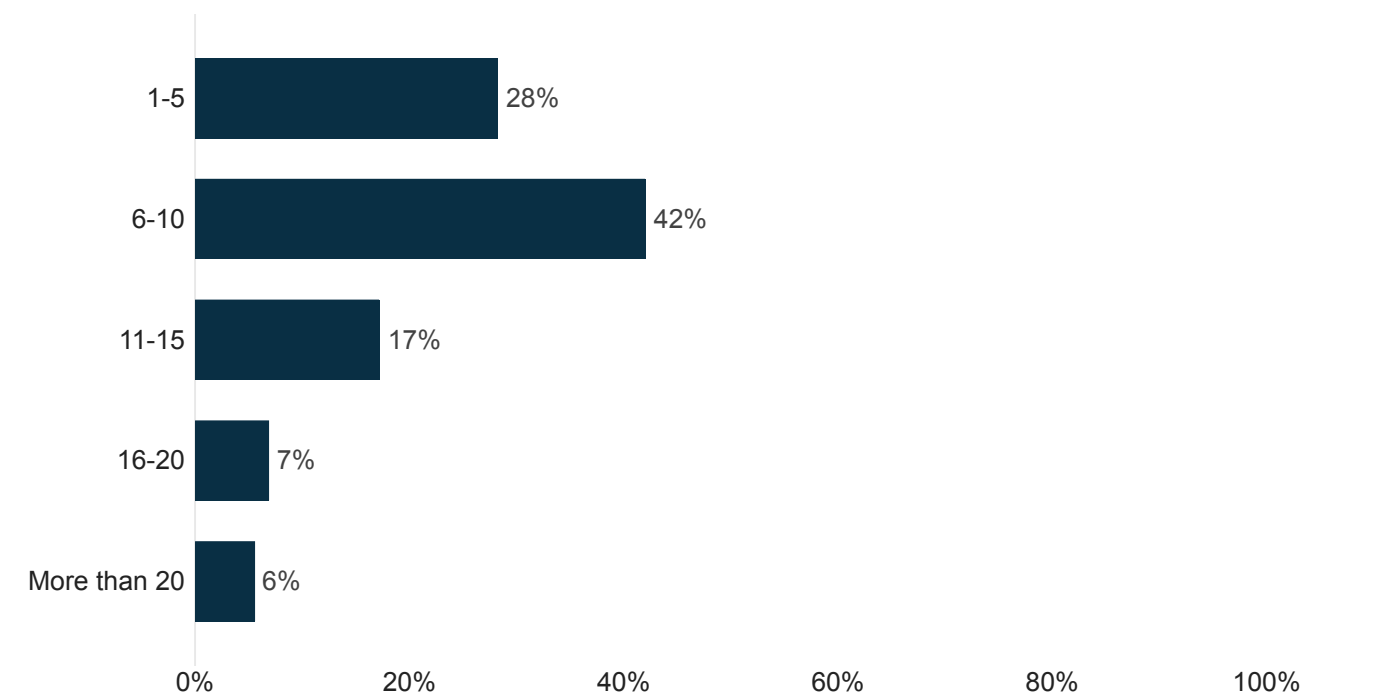
Note: Only respondents who said they conducted research with a faculty member could answer this question.



Field	Choice Count
0 - No fall and/or spring semesters	13
1	46
2	49
3	22
4	17
5	5
6	6
7	0
8 or more	0
Total	158

You said you conducted research during a fall and/or spring semester. Approximately how many hours per week were you involved in this research?

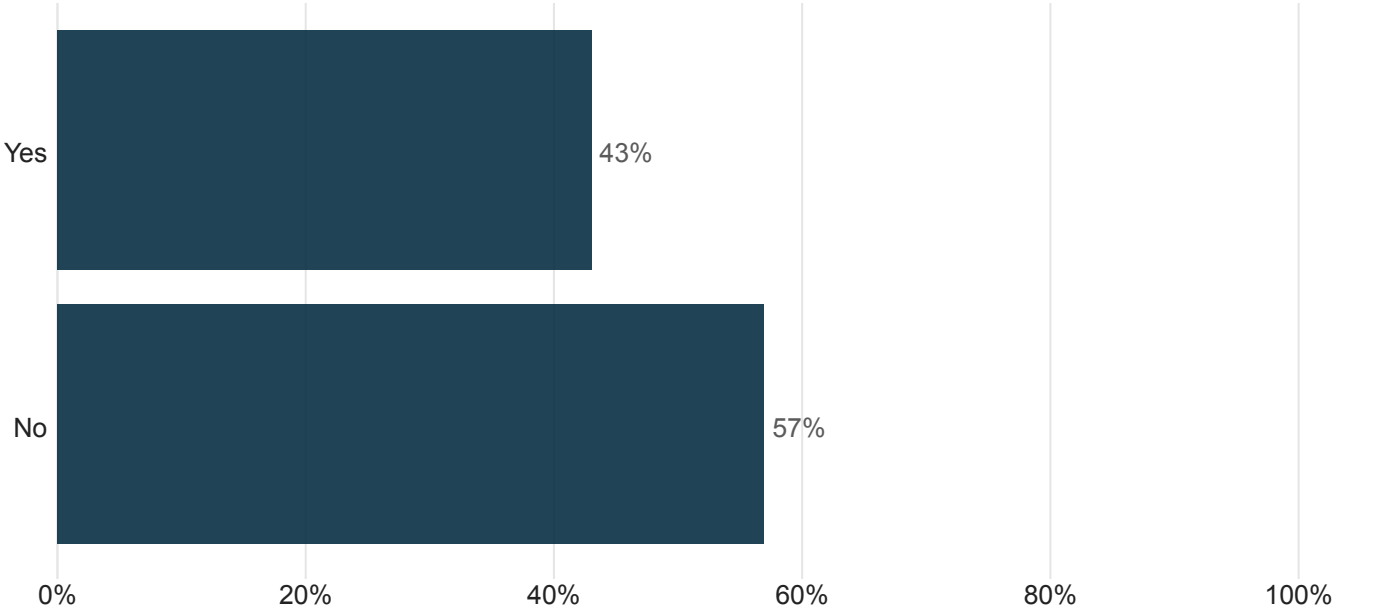
Note: Only respondents who said they conducted research with a faculty member during a fall and/or spring semester could answer this question.



Field	Choice Count
1-5	41
6-10	61
11-15	25
16-20	10
More than 20	8
Total	145

Did you present results from your research outside the classroom at UC Merced or elsewhere? (e.g., at UC Merced Research Week, in publications, at conferences)

Note: Only respondents who said they conducted research with a faculty member could answer this question.



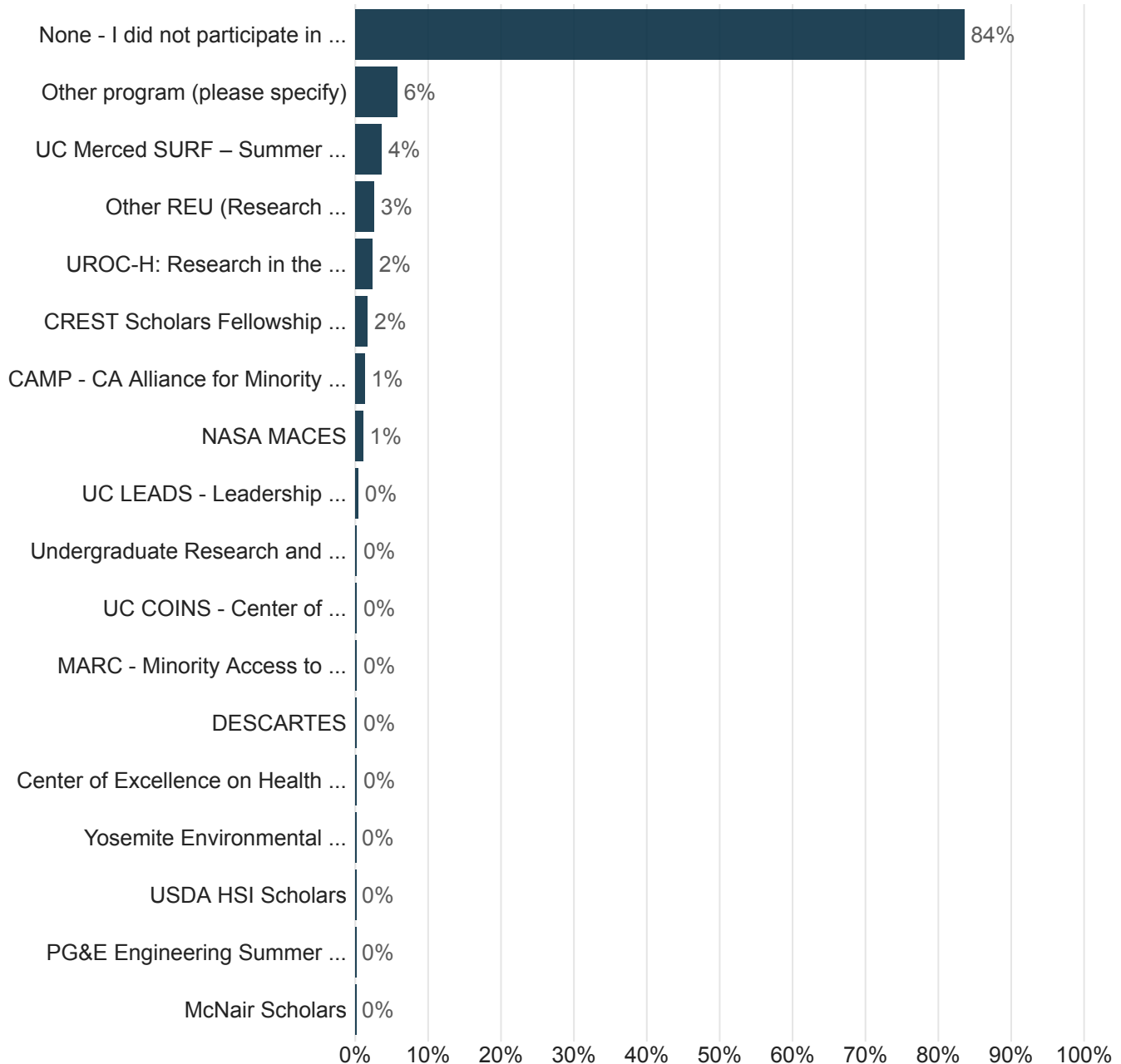
Field	Choice Count
Yes	68
No	90
Total	158



In which of the following formal undergraduate research or graduate preparation programs did you participate at UC Merced? (Please select all that apply.)

Note that we are asking about formal programs such as those listed below, not research with faculty on a volunteer basis, for course credit, or for pay.

Note: Question text in the figure is truncated, but full text is included in the table on the following page. Other responses are included on p.19 and 20.



In which of the following formal undergraduate research or graduate preparation programs did you participate at UC Merced? (Please select all that apply.)

Note that we are asking about formal programs such as those listed below, not research with faculty on a volunteer basis, for course credit, or for pay.

Field	Choice Count
None - I did not participate in formal research or preparation programs at UC Merced	391
Other program (please specify)	27
UC Merced SURF – Summer Undergraduate Research Fellowship	17
Other REU (Research Experience for Undergraduates) (please specify)	12
UROC-H: Research in the Humanities	11
CREST Scholars Fellowship Program	8
CAMP - CA Alliance for Minority Participation in Science, Engineering and Mathematics	6
NASA MACES	5
UC LEADS - Leadership Excellence through Advanced Degrees	2
Undergraduate Research and Mentoring Program in Computational Biology	1
UC COINS - Center of Integrated Nanomechanical Systems	1
MARC - Minority Access to Research Careers	1
Center of Excellence on Health Disparities	1
Yosemite Environmental Science REU (Research Experience for Undergraduates)	0
USDA HSI Scholars	0
PG&E Engineering Summer Scholars	0
McNair Scholars	0
DESCARTES	1
Total	484

In which of the following formal undergraduate research /  
graduate preparation programs did you participate  
at UC Merced? (Other REU)

Note: Only open-ended Other responses are summarized on this page. Numbers indicate frequencies  
for responses given by more than one student (N=10 responses total)

ASUCM FURS

Castle

CEMB at Penn University Ebics

EBICS REU at MIT KURE

Research for Stephen Wooding and Vicente Ramirez (Ph.D.)

Ssi

Student Success Internship (2)

## In which of the following formal undergraduate research / graduate preparation programs did you participate at UC Merced? (Other)

Note: Only open-ended Other responses are summarized on this page. Numbers indicate frequencies for responses given by more than one student (N=25 responses total)

American physiological society

ASUCM FURS

CalTeach, Engineering Service Learning

CSE 195

CTRUS

Dartmouth The Summer Undergraduate Research Fellowship (ISURF)

New Hampshire Idea Network for Biomedical Research Excellence (NH-INBRE) program

Education Conference at Stanford

Family Developmental Lab

fiat lux

FURS

HCI LAB

Independent Research Grant

Martini research lab

NCPC

NHIS

NSED

PH181 Public Health Research

Regular Physics Program for Undergrads

Research Assistant

SSI Internship and Independent research collaborations that followed  
Stanford Amgen

Student Success Internships

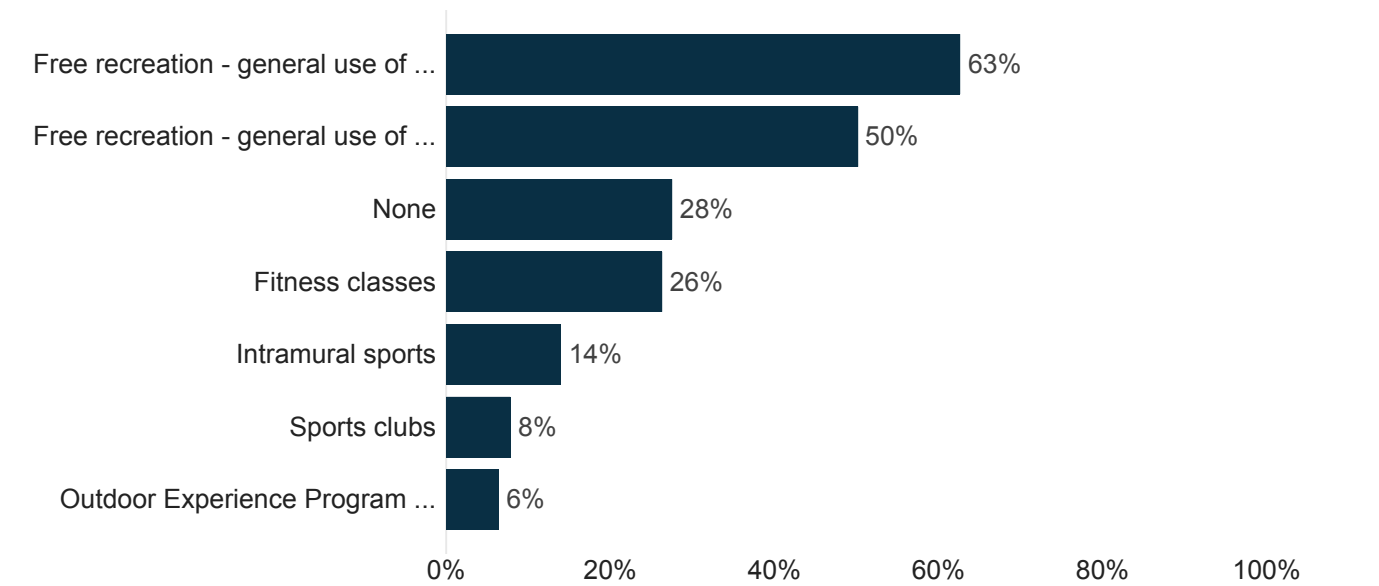
SURF

UC NRS

UCEAP

In which Recreation and Athletics programs did you participate at any time during your undergraduate studies at UC Merced? (Please select all that apply.)

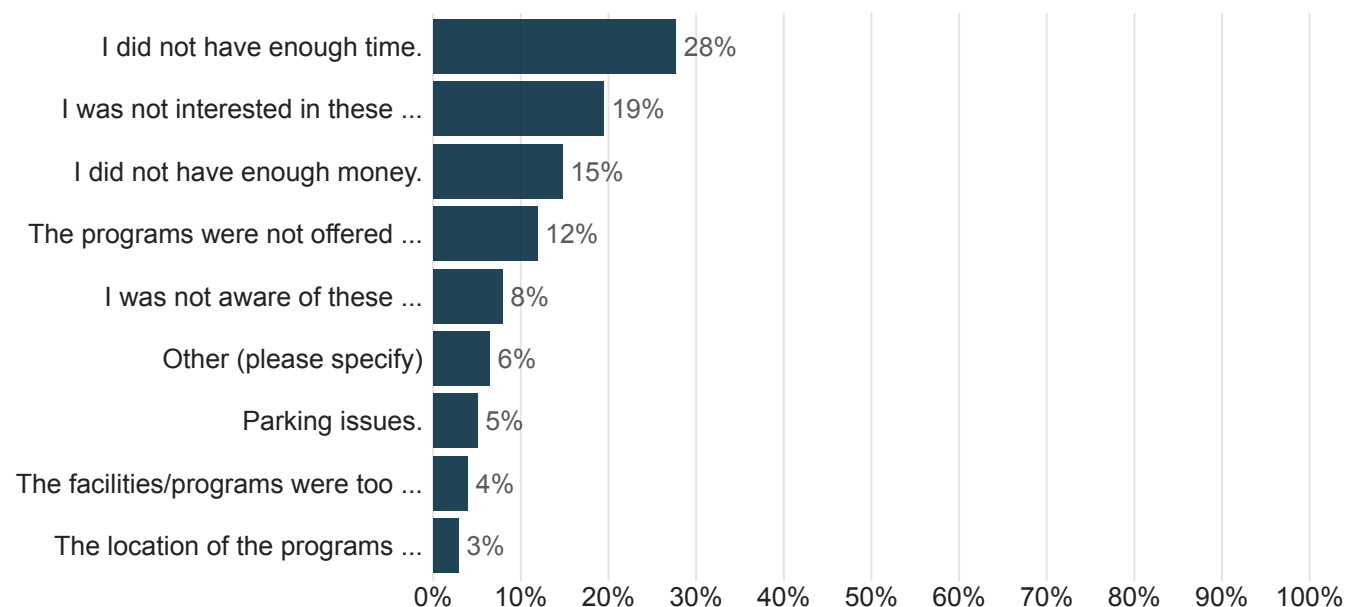
Note: Question text in the figure is truncated, but full text is included in the table below.



Field	Choice Count
Free recreation - general use of the Gallo Recreation Center	305
Free recreation - general use of the SAAC Weight Room	244
None	134
Fitness classes	128
Intramural sports	68
Outdoor Experience Program (outdoor trips)	31
Sports clubs	38
Total	948

## Why did you choose not to participate in any Recreation and Athletics programs? (please select all that apply)

Note: Question text in the figure is truncated, but full text is included in the table below. Other responses are included on the next page. Only respondents who indicated they didn't participate could answer this question.



Field	Choice Count
I did not have enough time.	77
I was not interested in these programs.	54
I did not have enough money.	41
The programs were not offered at times that fit my schedule.	33
I was not aware of these programs.	22
Other (please specify)	18
Parking issues.	14
The facilities/programs were too crowded.	11
The location of the programs was not convenient.	8
Total	278

## Why did you choose not to participate in any Recreation and Athletics programs? (Other)

Note: Only open-ended Other responses are summarized on this page. Numbers indicate frequencies for responses given by more than one student (n=16 responses total)

Belonged to a local gym and exercised outside of campus

Didn't have the programs I wanted to participate in

Disability (3)

I exercise by myself

I felt too intimidated at the gym

Job

Lack of diverse programs

lived off campus

Self reasons

Throughout my time at UCM, I lived off campus and I have 2 children at home. Maybe, I would have participated in these programs if I would have been able to bring my children (i.e. family friendly). I didn't want to participate at the exclusion of my children, and I would have enjoyed participating with my children.

Too busy with SCHOOLL!!!!

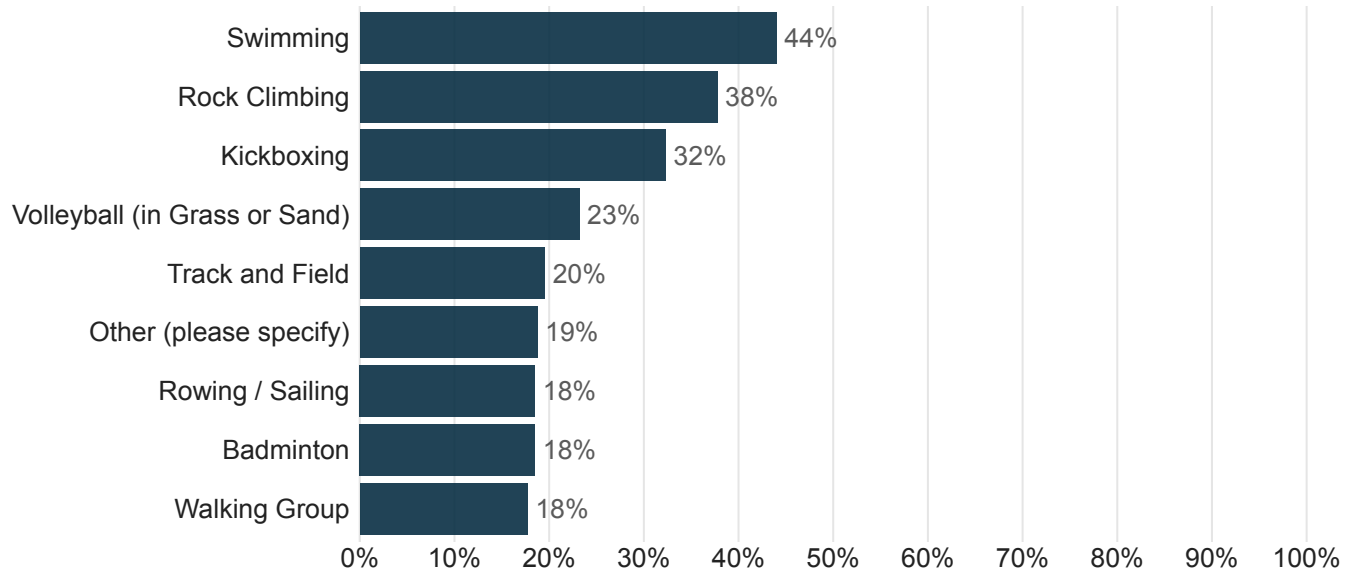
Transfer and commuting student

Wasn't allowed access

Work had a gym

## What recreation and/or athletic programs would you have participated in had they been offered?

Note: All participants were able to respond to this question. Open-ended Other responses are included on the next page.



Field	Choice Count
Swimming	169
Rock Climbing	145
Kickboxing	124
Volleyball (in Grass or Sand)	89
Track and Field	75
Badminton	71
Other (please specify)	72
Walking Group	68
Rowing / Sailing	71
Total	884



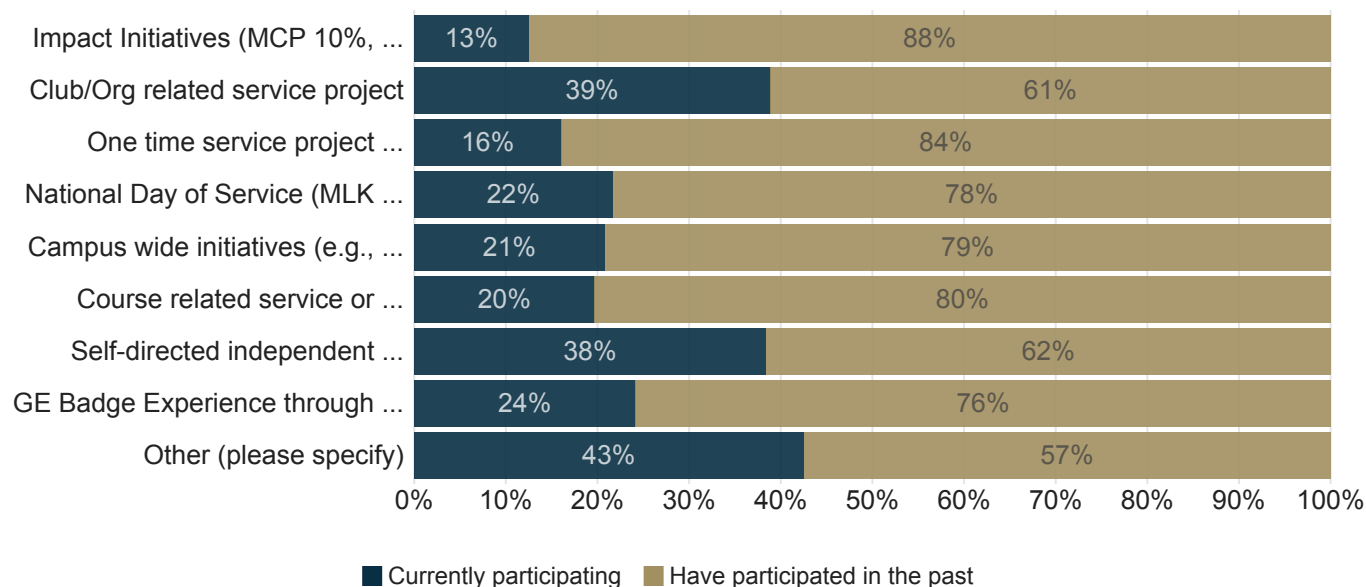
## What recreation and/or athletic programs would you have participated in had they been offered?

Note: Only open-ended Other responses are summarized on this page. Numbers indicate frequencies for responses given by more than one student (N=72 responses total)

Archery (2)  
 Ballet  
 Baseball  
 Basketball (3)  
 Bowling  
 Boxing (2)  
 Cross Country  
 dance  
 Diving (2)  
 Dodgeball (2)  
 Dragon Boat  
 equestrian  
 f45 (5)  
 Fieldshow band  
 Flag football  
 Football (2)  
 Footsol  
 Golf (2)  
 Gym for Disable People  
 Hiking  
 Martial arts (2)  
 None (2)  
 Powerlifting  
 Skateboarding  
 Smash Bros  
 Snowboarding/Skiing  
 Soccer (2)  
 Softball (4)  
 Taekwondo  
 Tag  
 Tennis (13)  
 Horseback Riding  
 Volleyball (indoor)  
 water polo (3)  
 Weight lifting (2)  
 Wrestling  
 Zumba Fitness

## What types of community service are you currently or have you participated in during your time as a student at UC Merced? (Select all that apply)

Note: Percentages reflect only students who ever participated in any community service activity; it does not reflect students who did not have participated in community service activities. Question text in figure has been truncated for readability. Full text is included in the table below. Other responses are included on the next page.



Field	Currently participating	Have participated in the past
Club/Org related service project	124	195
Self-directed independent service (i.e., project of your choice and making)	48	77
Course related service or Service Learning	25	102
Campus wide initiatives (e.g., Meals for Families, Home for the Holiday, Giving Tuesday)	20	76
Other (please specify)	17	23
National Day of Service (MLK Day, September 11th)	13	47
One time service project through The Community Engagement Center	13	68
GE Badge Experience through the Community Engagement Center	7	22
Impact Initiatives (MCP 10%, ICR, LWYL)	6	42
Total	273	652

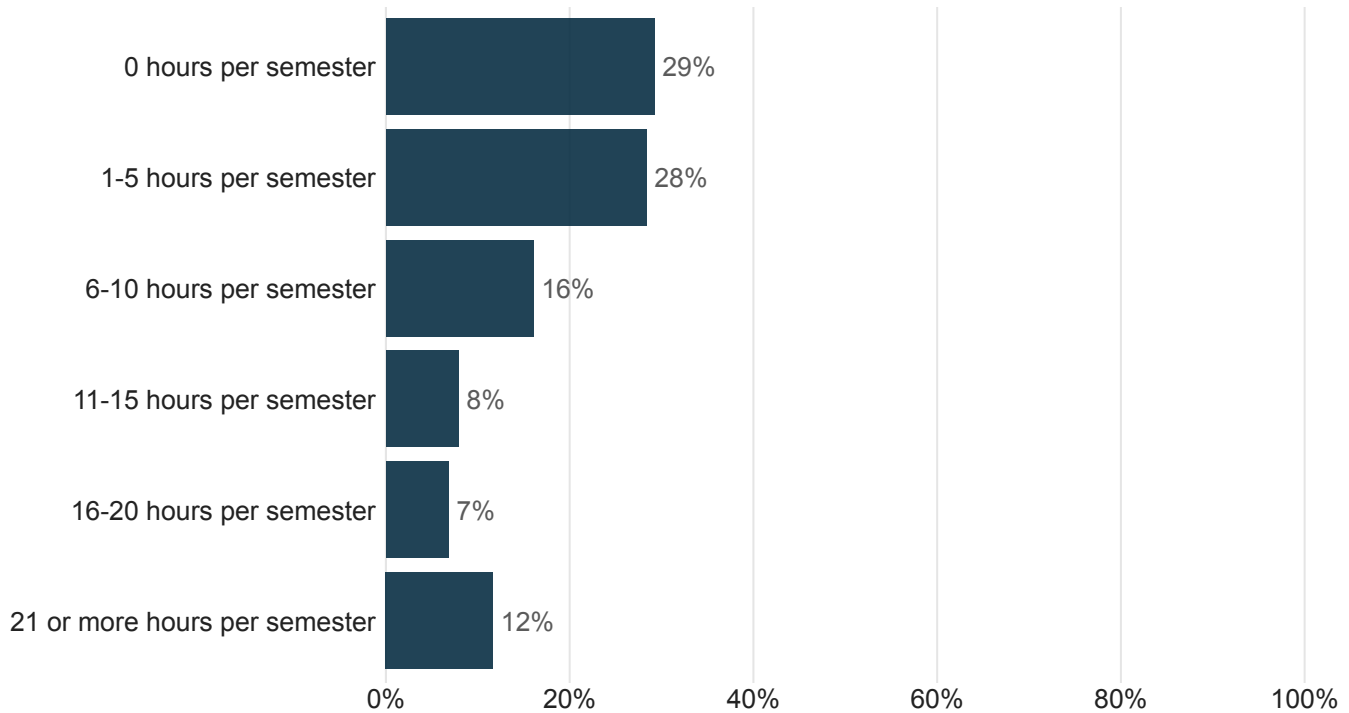
## What types of community service are you currently or have you participated in during your time as a student at UC Merced? (Other)

Note: Only open-ended Other responses are summarized on this page. Numbers indicate frequencies for responses given by more than one student (N=23 responses total)

Air Museum Intern  
 ASUCM CAMPUS ACTIVITIES BOARD  
 Bobcat Pantry  
 CAB decorating for treats and beats  
 Clinic  
 Community Activist  
 Community Outreach  
 Conversation Partner Program  
 Created my own club  
 Hospice  
 Hospital volunteering (2)  
 LYSA junior sailing program  
 Merced River Cleanup  
 None  
 One time service project with my fraternity  
 Physical therapy observation  
 STEM Center tutor (2)  
 Tutored foster kids  
 Volunteer Tutor  
 volunteering with Merced County  
 YLP capstone

## Considering only the community service you participated in during this past academic year, how many hours did you participate during a typical semester?

Note: All students could answer this question regardless of whether they said they participated in any activities.



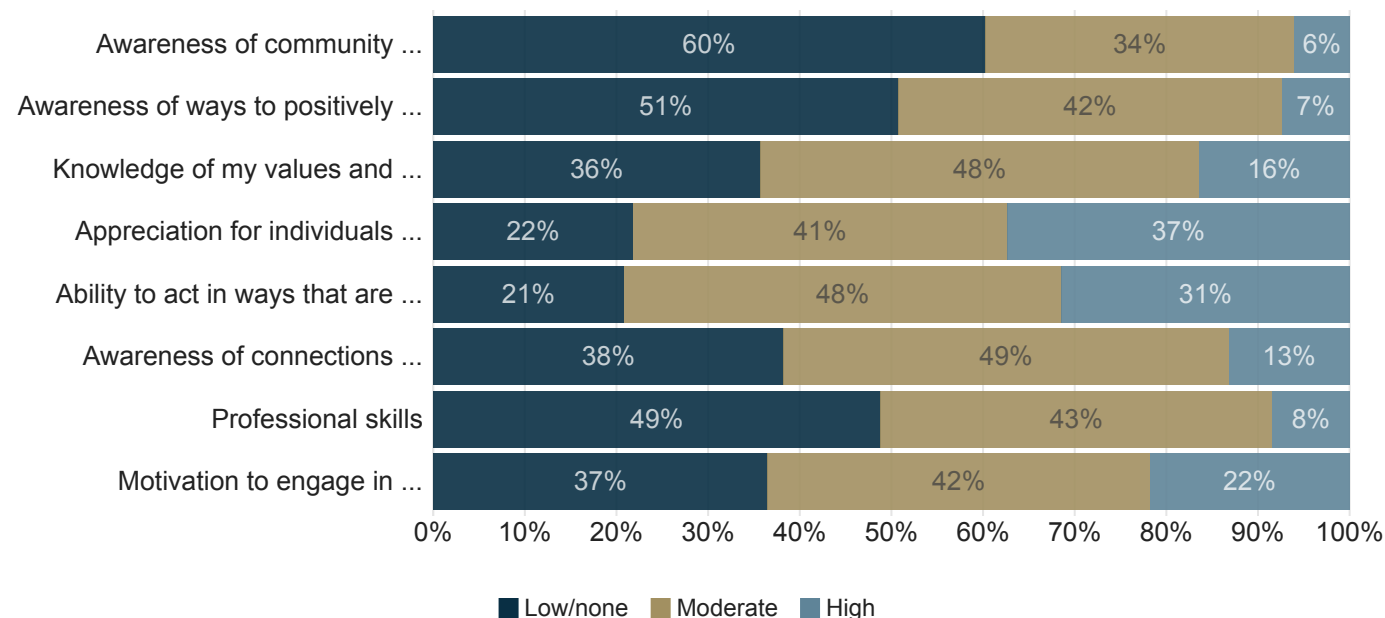
Field	Choice Count
0 hours per semester	133
1-5 hours per semester	129
6-10 hours per semester	73
11-15 hours per semester	36
16-20 hours per semester	31
21 or more hours per semester	53
Total	455

Please rate yourself on the skills and knowledge in the following statements. Please give yourself two different scores, one score for when you started at UC Merced, and a second score for today.

Note: Question text in the figure is truncated, but full text is included in the table below.

This page: When you started at UC Merced

Next page: Today



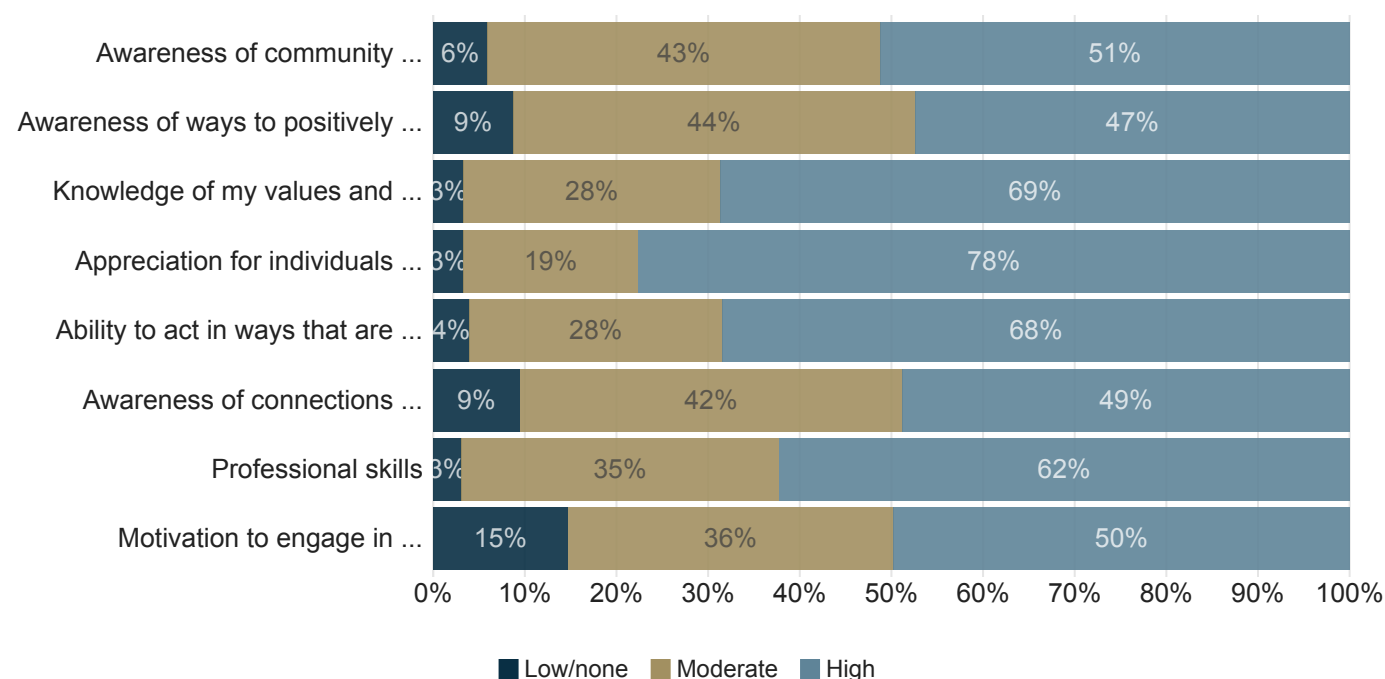
Field	Low/none	Moderate	High
Awareness of community needs/issues	279	156	28
Awareness of ways to positively impact community needs/issues	234	193	34
Knowledge of my values and interests	165	221	76
Appreciation for individuals different from myself (e.g., different cultural background, socioeconomic status, etc.)	101	189	173
Ability to act in ways that are consistent with my values	96	220	145
Awareness of connections between community service and academic learning/coursework	177	225	61
Professional skills	226	198	39
Motivation to engage in community service	169	193	101
Total	1447	1595	657

Please rate yourself on the skills and knowledge in the following statements. Please give yourself two different scores, one score for when you started at UC Merced, and a second score for today.

Note: Question text in the figure is truncated, but full text is included in the table below.

Previous page: When you started at UC Merced

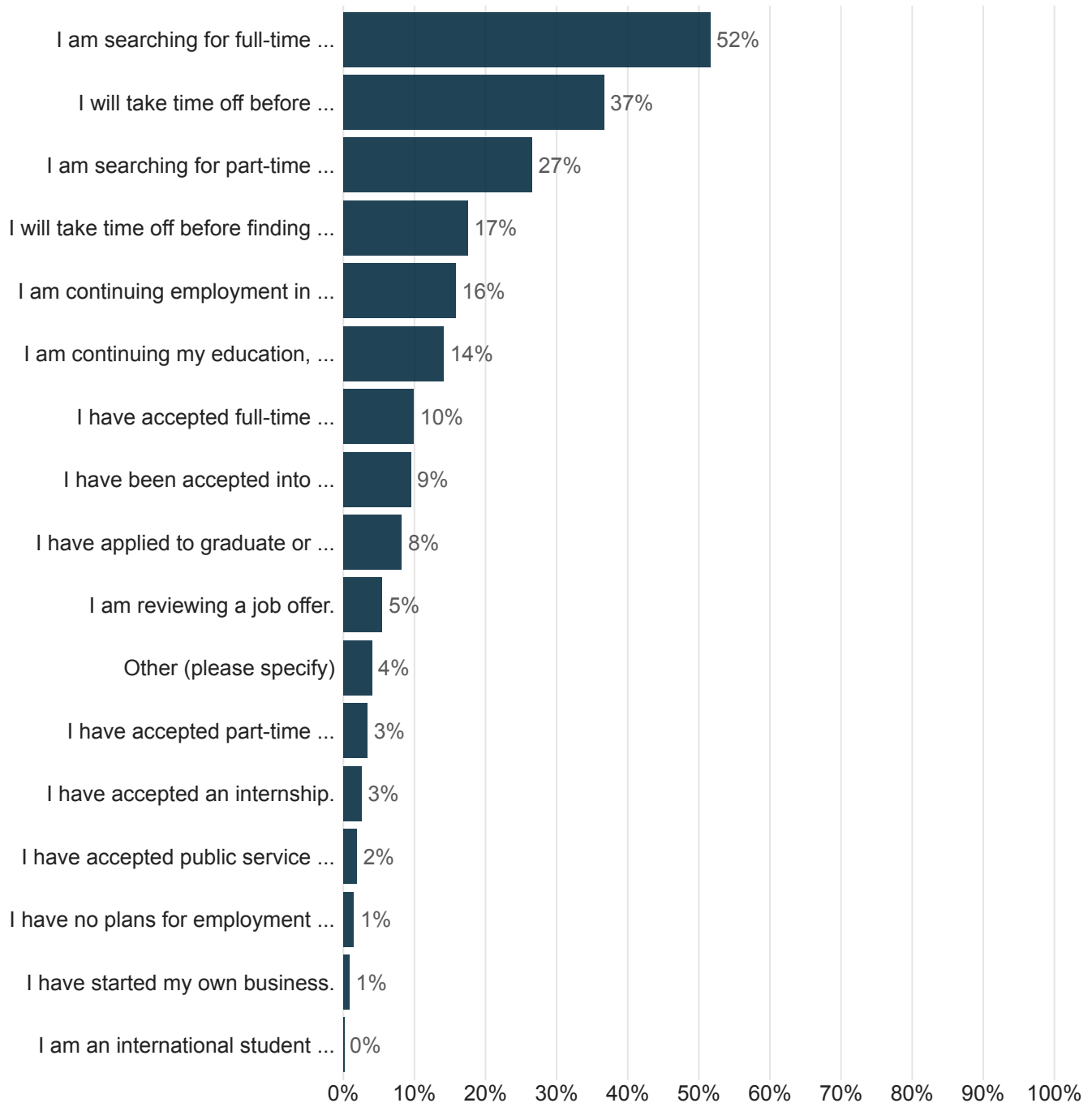
This page: Today



Field	Low/none	Moderate	High	Total
Awareness of community needs/issues	27	196	234	457
Awareness of ways to positively impact community needs/issues	40	201	217	458
Knowledge of my values and interests	15	128	313	456
Appreciation for individuals different from myself (e.g., different cultural background, socioeconomic status, etc.)	15	87	354	456
Ability to act in ways that are consistent with my values	18	126	312	456
Awareness of connections between community service and academic learning/coursework	43	190	222	455
Professional skills	14	158	284	456
Motivation to engage in community service	67	162	227	456

## What are your current post-graduation plans? (Please select all that apply.)

Note: Question text in the figure is truncated, but full text is included in the table below.



## What are your current post-graduation plans? (Please select all that apply.)

Field	Choice Count
I am searching for full-time employment.	245
I will take time off before applying to graduate school.	174
I am searching for part-time employment.	126
I will take time off before finding a job.	83
I am continuing employment in my current job.	75
I am continuing my education, but not in graduate school (e.g. second bachelor's, license, certification/credential, etc.).	67
I have been accepted into graduate or professional school.	45
I have accepted full-time employment at a new employer.	47
I have applied to graduate or professional school, but have not yet been accepted.	39
I am reviewing a job offer.	26
Other (please specify)	19
I have accepted part-time employment at a new employer.	16
I have accepted an internship.	12
I have accepted public service employment (military, Peace Corps, Teach for America, etc.).	9
I have no plans for employment (e.g. homemaker, traveling, volunteer, retired, etc.)	7
I have started my own business.	4
I am an international student and will return to my home country.	0
Total	994



## What are your current post-graduation plans? (Other)

Note: Only open-ended Other responses are summarized below. Numbers indicate frequencies for responses given by more than one student. (N=18 responses total)

Apply for graduate school (2)  
Apply to grad school next year  
Applying to Medical school  
Employed travel  
farming internships through WWOOF  
get the hell out of merced  
I am conducting research until I leave for medical or grad school  
looking at internships  
MED SCHOOL  
Obtain Driver's License, take Graduate Record Examination  
Substitute teaching  
The revolution  
traveling!  
Unsure  
Volunteering

## You said you are currently employed. What are the details of your employment?

Note: Only respondents who said they obtained employment or an internship could answer this question. Numbers in parentheses indicate frequencies for responses given by more than one respondent. (N=138 responses total)

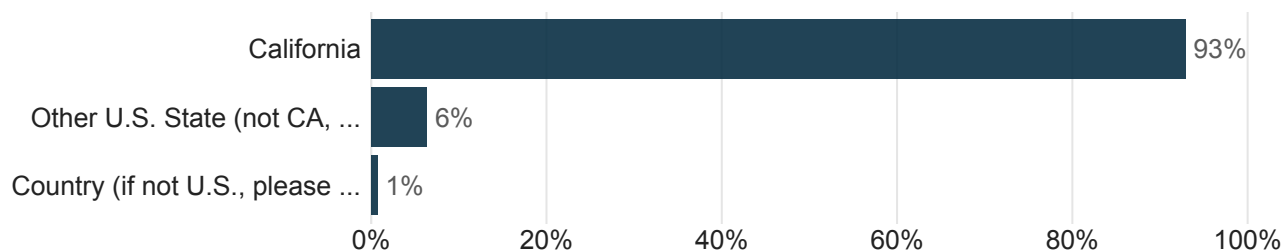
Accenture	Golden State Warriors
Action Urgent Care	Google
Admissions	Harpoon Therapeutics
Alameda County Water District	Home Depot
Americorps FEMA	Hot Topic/ Torrid
Anatomage	JB Hunt
Apple (2)	Kaiser Permanente
Aspiranet	Kappa Kappa Gamma Fraternity
Autism Intervention Professional	Kayla
Autism Learning Partners (3)	Lawrence Livermore National Laboratory
AXA advisors	Leadership and Community Engagement
BAE Systems	Lewis and Joan Platt Family YMCA
Bank of America	Livermore Valley Joint Unified School District
Behavioral Autism Therapies (BAT)	Lockheed Martin
Bihai	Lodestone
Brown and Caldwell	Long Beach Memorial Care
Building Young Leaders	McDonalds
California Autism Center and Learning Group	Merced County
California Cryobank Life Sciences	Merced County Office of Education-ASSETS
California State Assembly	Merced Union School District
California Teaching Fellows Foundation (3)	Michael Lee
Carrie Kouadio	Nathaniel Garcia
Catholic Charities	NBC Sports Bay Area
Center for Human Services	Northrop Grumman (2)
Central Valley Nissan	Pandora Media
Ceres Unified School District	Paradise Tomato kitchens
Chili's	Planada Elementary school District
City of Santa Barbara	Price Automotive
City Year (2)	Pwc
Codding Enterprises	Randstad
Collins Aerospace	Regal Technology Partners
Constellation Brands	Revature
Costco	Ross Stores (2)
Department of Water Resources	Sarah Kurtz
Dr. Chen	SaveMart Supermarkets
East Bay Consortium of Educational Inc.	Scribe America (4)
East Oakland Boxing Association	Sensient Natural Ingredients
Emberz	Sherwin Williams (2)
Eurofins DiscoverX	Sound Physicians
Eva de Alba-Bastarachea	SSHA
Exbon Development Inc	Stanford University
Genomic Health	Stanislaus County
Give Every Child A Chance	Starbucks

Stergios Roussos  
Sunnyvale Department of Public Safety  
Tammy McNamara  
Target  
Teach for America  
Timothy S Johnston  
Troon Golf  
U.S Army CERDEC  
UC Davis  
UC Merced (6)  
UC Merced Campus Bookstore  
UC Merced CARE Office  
UC Merced Library  
UC Merced Mail and Document Services

UC Merced Office of Admissions  
UC Merced OIT  
UC Merced Recycling Center  
UC Merced Robotics Lab  
US Army  
US intelligence agency  
USAF  
Vituity  
Walmart  
Walt Disney World  
Western Union  
Wonderful Education  
Workday (2)  
Yelp

## Location - State (or country, if not U.S.)

Note: Only respondents who said they obtained employment or an internship could answer this question. Question text in the figure is truncated, but full text is included in the table below.



Field	Choice Count
California	131
Other U.S. State (not CA, please specify)	9
Country (if not U.S., please specify)	1
Total	141

### Other US State (not CA, please specify) (N=9 responses):

Alabama  
 District of Columbia  
 FLORIDA  
 Iowa  
 Maryland  
 Ohio  
 Pennsylvania  
 Texas (2)

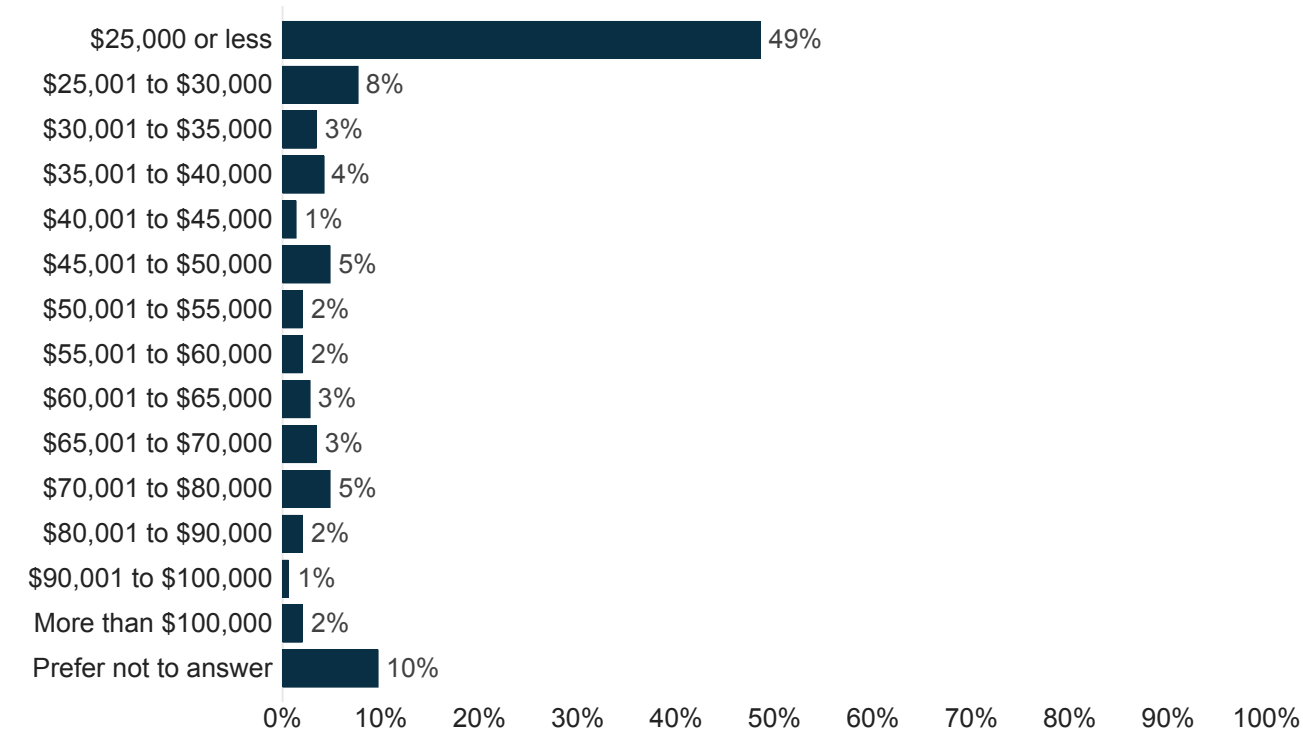
### Other Country (n=1 response)

Note: This is the response given by the student.

United States

# Approximate salary (per year):

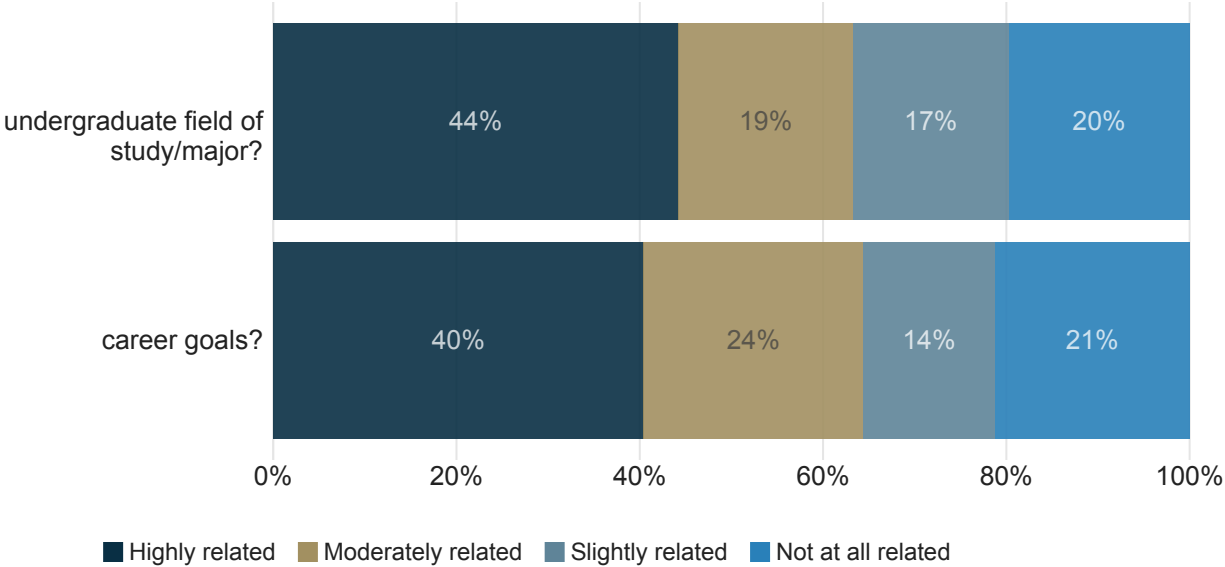
Note: Only respondents who said they obtained employment or an internship could answer this question.



Field	Choice Count
\$25,000 or less	70
\$25,001 to \$30,000	11
\$30,001 to \$35,000	5
\$35,001 to \$40,000	6
\$40,001 to \$45,000	2
\$45,001 to \$50,000	7
\$50,001 to \$55,000	3
\$55,001 to \$60,000	3
\$60,001 to \$65,000	4
\$65,001 to \$70,000	5
\$70,001 to \$80,000	7
\$80,001 to \$90,000	3
\$90,001 to \$100,000	1
More than \$100,000	3
Prefer not to answer	14
Total	144

# How closely related is this job to your:

Note: Only respondents who said they obtained employment or an internship could answer this question.

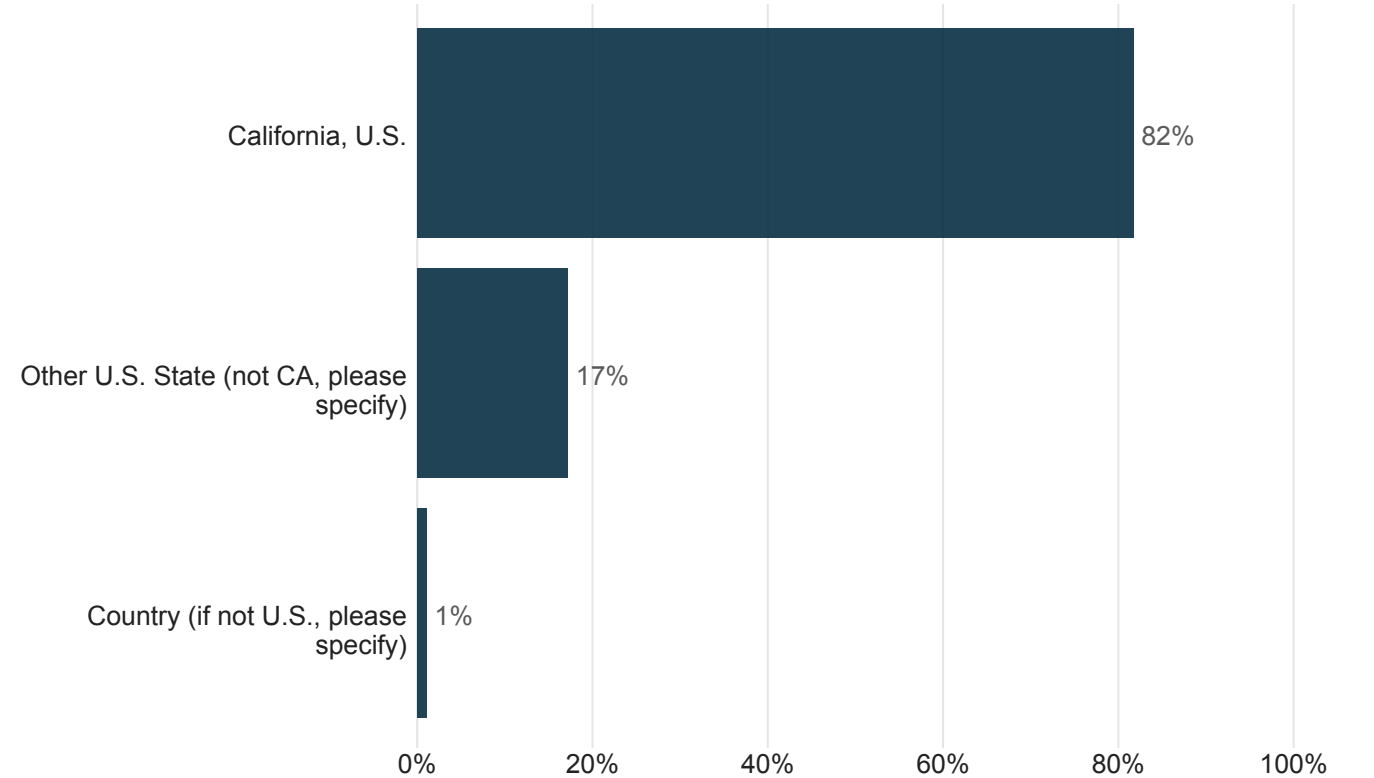


Field	Highly related	Moderately related	Slightly related	Not at all related	Total
undergraduate field of study/major?	65	28	25	29	147
career goals?	59	35	21	31	146

You said you are currently continuing your education since obtaining your undergraduate degree from UC Merced. Please provide some information about this education below.

Note: Only respondents who said they were continuing their education could answer this question.  
Other responses are included on next page.

Location - State (or country, if not U.S.)



Field	Choice Count
California, U.S.	76
Other U.S. State (not CA, please specify)	16
Country (if not U.S., please specify)	1
Total	93

You said you are currently continuing your education since obtaining your undergraduate degree from UC Merced. Please provide some information about this education below.  
(Other)

Note: Only respondents who said they were continuing their education could answer this question.

### Location - State

(N=14 responses total)

Alabama

Illinois

Indiana

Minnesota

Missouri

New Hampshire (2)

New York (2)

Oregon

Seattle

South Carolina

VA

### Location - Country

Note: Only respondents who said they were continuing their education could answer this question. (N=1 respondent total)

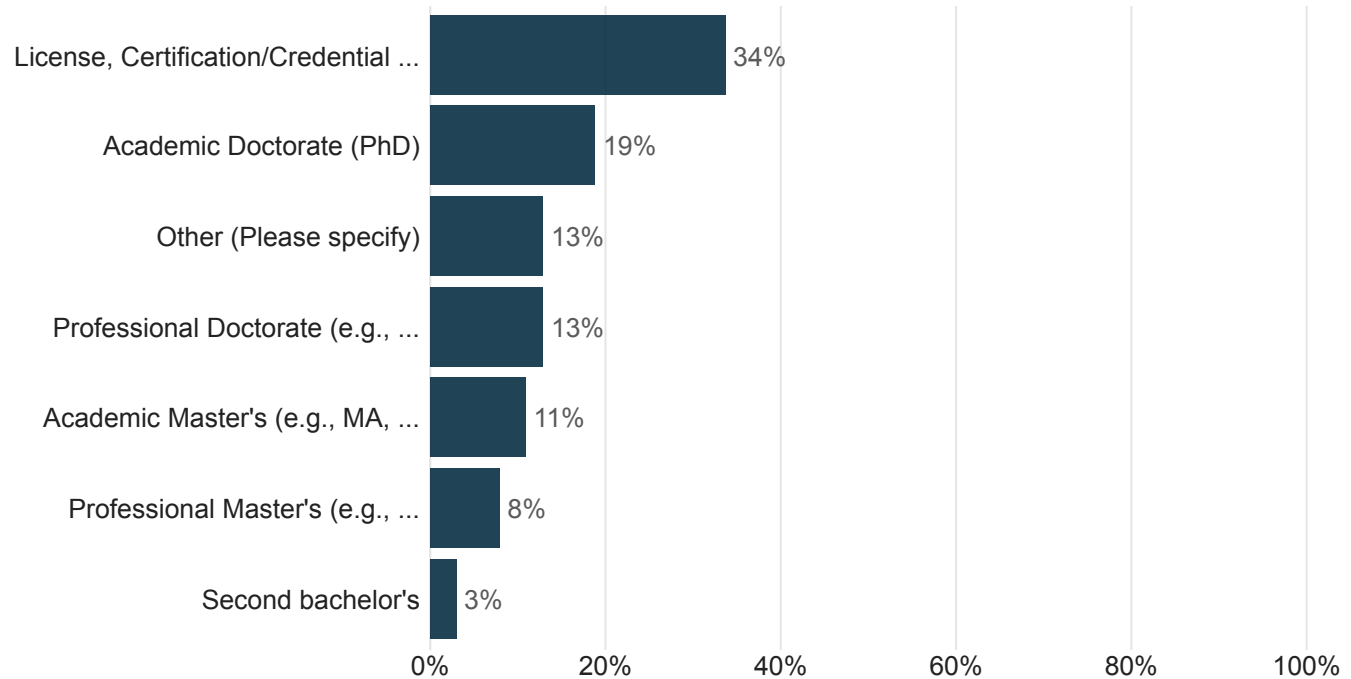
Japan



You said you are currently continuing your education since obtaining your undergraduate degree from UC Merced. Please provide some information about this education below.

## Degree Pursuing

Note: Only respondents who said they were continuing their education could answer this question. Other responses are included on next page.



Field	Choice Count
License, Certification/Credential (please specify)	34
Academic Doctorate (PhD)	19
Other (Please specify)	13
Professional Doctorate (e.g., MD, JD, EdD, PharmD, DVM, DDS, PsyD)	13
Academic Master's (e.g., MA, MS, MFA)	11
Professional Master's (e.g., MBA, MLS, MSW)	8
Second bachelor's	3
Total	101

You said you are currently continuing your education since obtaining your undergraduate degree from UC Merced. Please provide some information about this education below.

### License, Certification/Credential (please specify):

Note: Only respondents who selected they plan to pursue a license, certification or credential answered this question. (N=29 responses total)

3d Mechanical design, CSWA Solidworks  
 ASL Interpreter  
 certification  
 clemency medical technician certification  
 Clinical Laboratory Scientist (2)  
 CNA  
 CPA (2)  
 EMT  
 Engineering In Training  
 License to become a therapist  
 Medical Assistant (2)  
 Multiple Subject  
 Paralegal (2)  
 Post Baccalaureate  
 Pre-med certificate  
 Registered Nurse  
 Single Subject Math Credential  
 Spanish  
 Teaching Credential (7)

You said you are currently continuing your education since obtaining your undergraduate degree from UC Merced. Please provide some information about this education below.

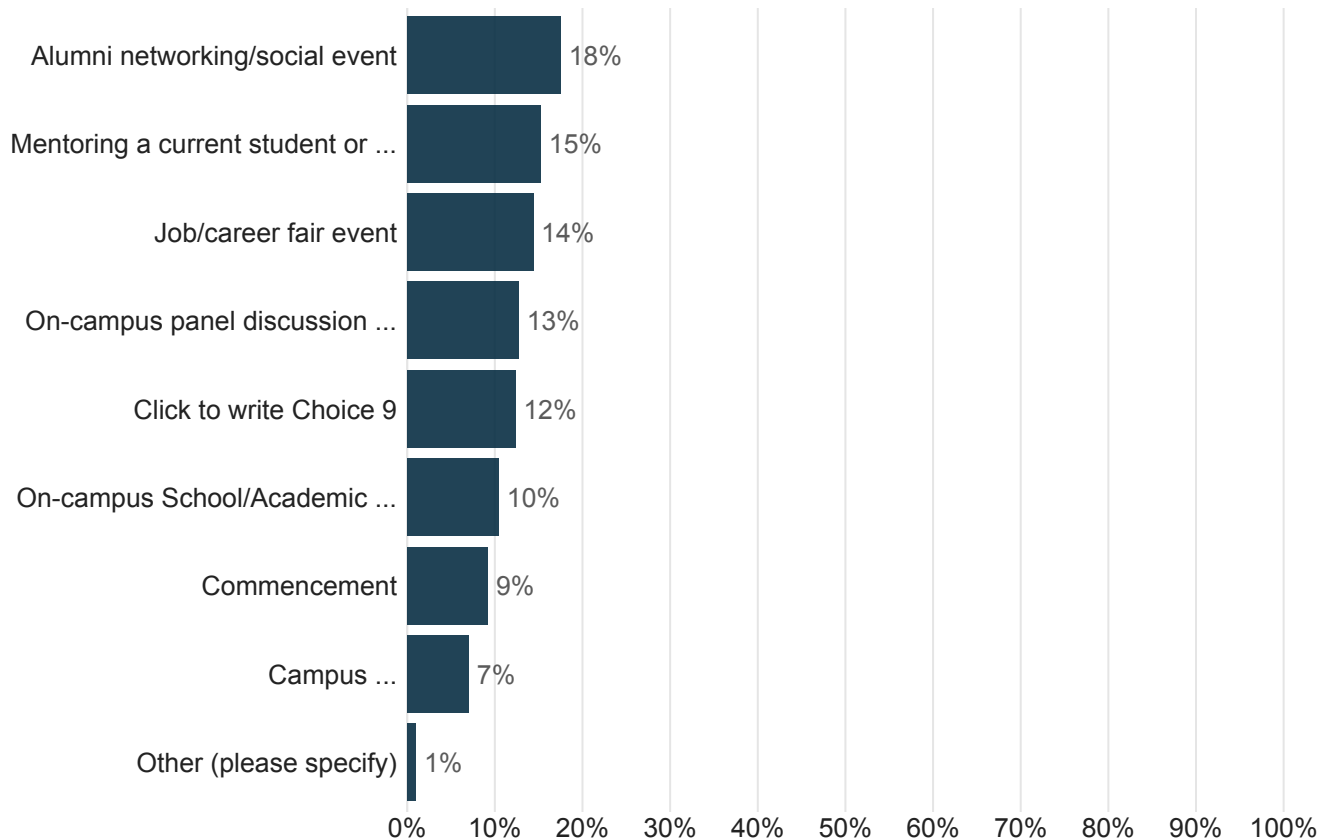
### Other (please specify):

Note: Only respondents who said they were continuing their education and selected "Other" could answer this question (N=12 responses total).

Additional coursework for Physician's Assistant program	MM
Associate in Diagnostic Medical Sonography	More classes
MA and teaching credentials	MPH
BSN	Not pursuing a degree
Finishing my degree	Optometry degree (OD)
MA and teaching credentials	PA
	title of software developer

We would like to engage our alumni in activities that enrich the UC Merced student experience. Please select the on-campus activities listed below in which you would be interested in participating. (Select all that interest you)

Note: Question text in the figure is truncated, but full text is included in the table below.



Field	Choice Count
Alumni networking/social event	241
Mentoring a current student or alumna/us	210
Job/career fair event	198
On-campus panel discussion (e.g., career advice panel)	175
Click to write Choice 9	170
On-campus School/Academic Program event	144
Commencement	127
Campus performances/showcases	97
Other (please specify)	14
Total	1376

We would like to engage our alumni in activities that enrich the UC Merced student experience. Please select the on-campus activities listed below in which you would be interested in participating. (Select all that interest you) (Other)

Note: Only open-ended Other responses are summarized on this page. Numbers indicate frequencies for responses given by more than one student (n=11)

advise (AIAA) DBF team

Any

Bringing my company back to inform students and recruit students

Capstone

Club Events

Freshman connection

Giving prospective students the inside scoop on how exploitative this school is

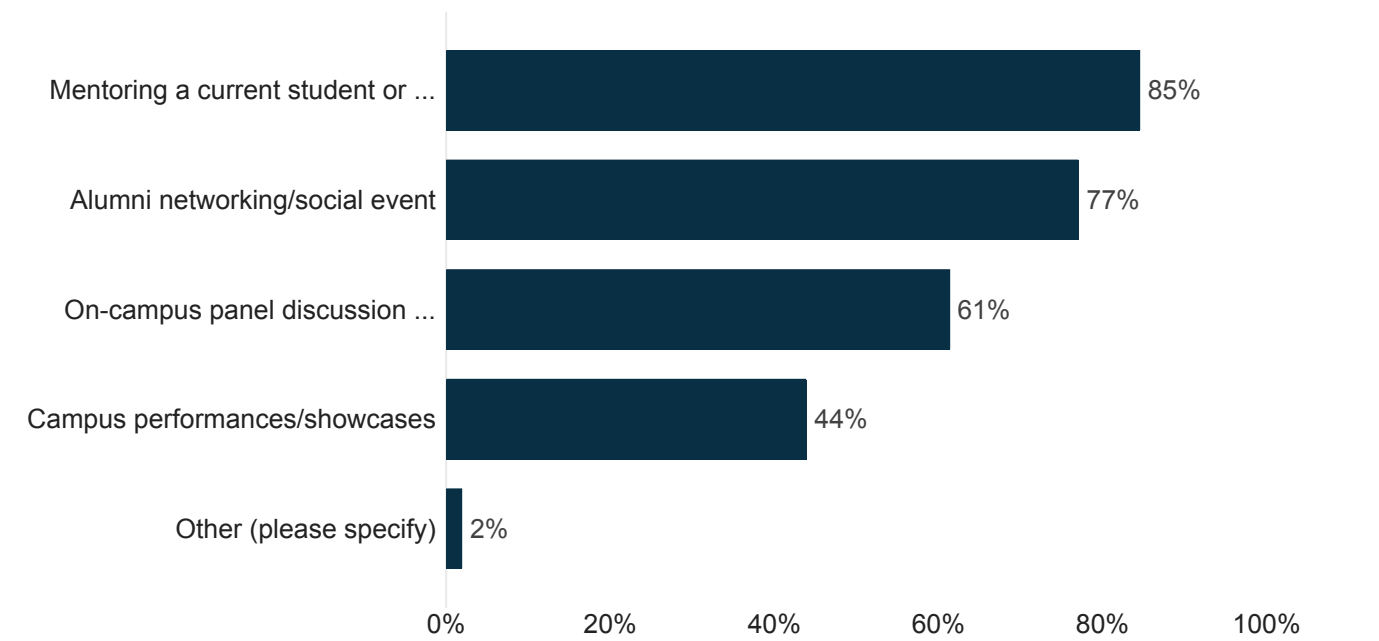
Moving so N/A

noooooope

Science communication

Undocumented Student related issues

Please select the regional activities in the area near where you live listed below in which you would be interested in participating. (Select all that interest you)



Field	Choice Count
Other (please specify)	7
Campus performances/showcases	159
On-campus panel discussion (e.g., career advice panel)	222
Alumni networking/social event	279
Mentoring a current student or alumna/us	306
Total	973

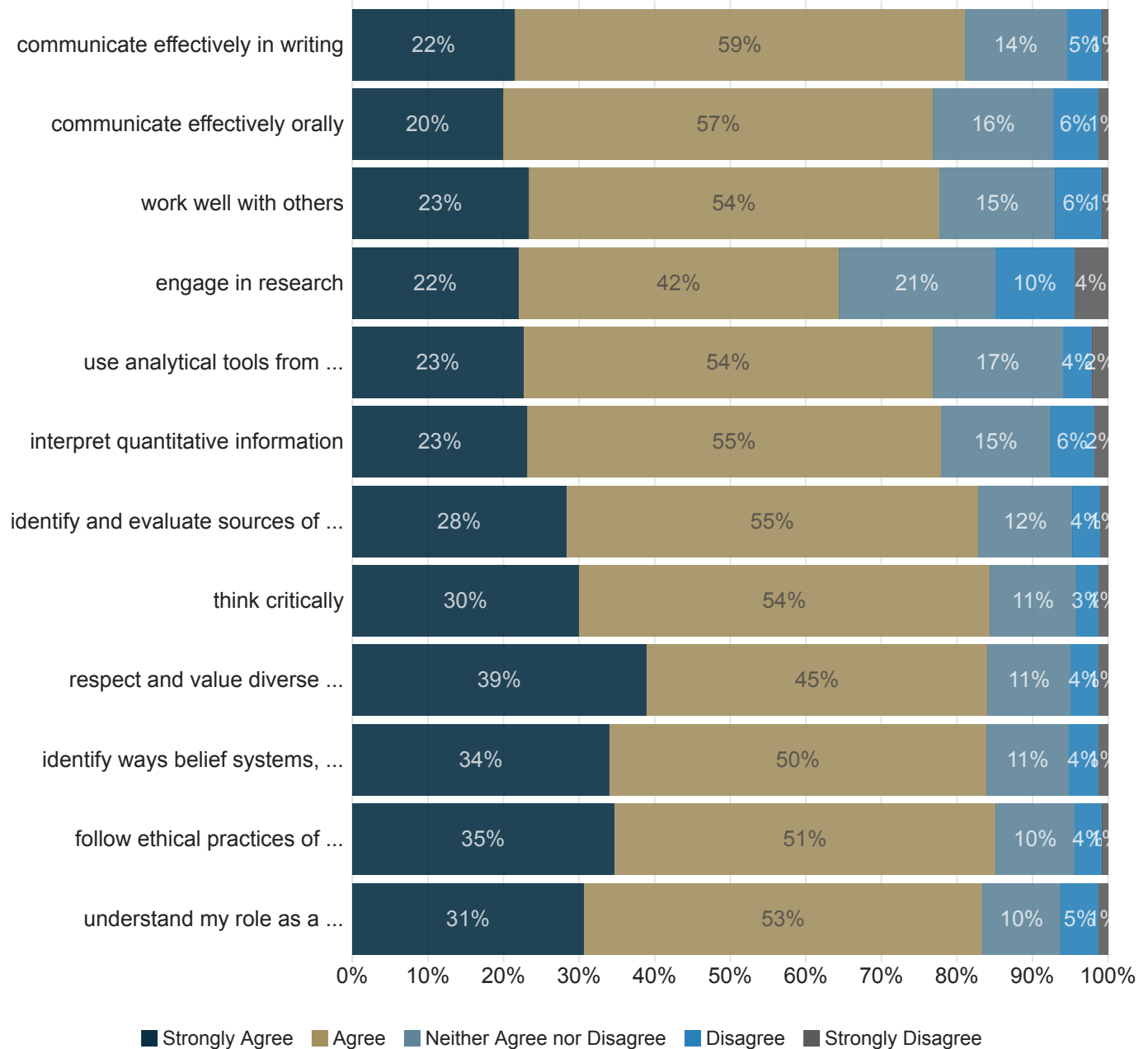
Please select the regional activities in the area near where you live listed below in which you would be interested in participating. (Select all that interest you) (Other) (N=3)

- Any
- N/A
- none, im not coming back



## Please indicate your level of agreement with the following: My General Education courses made an important contribution to my ability to ...

Note: Only students whose entering level was frosh could answer this question. Question text in the figure is truncated, but full text is included in the table below.

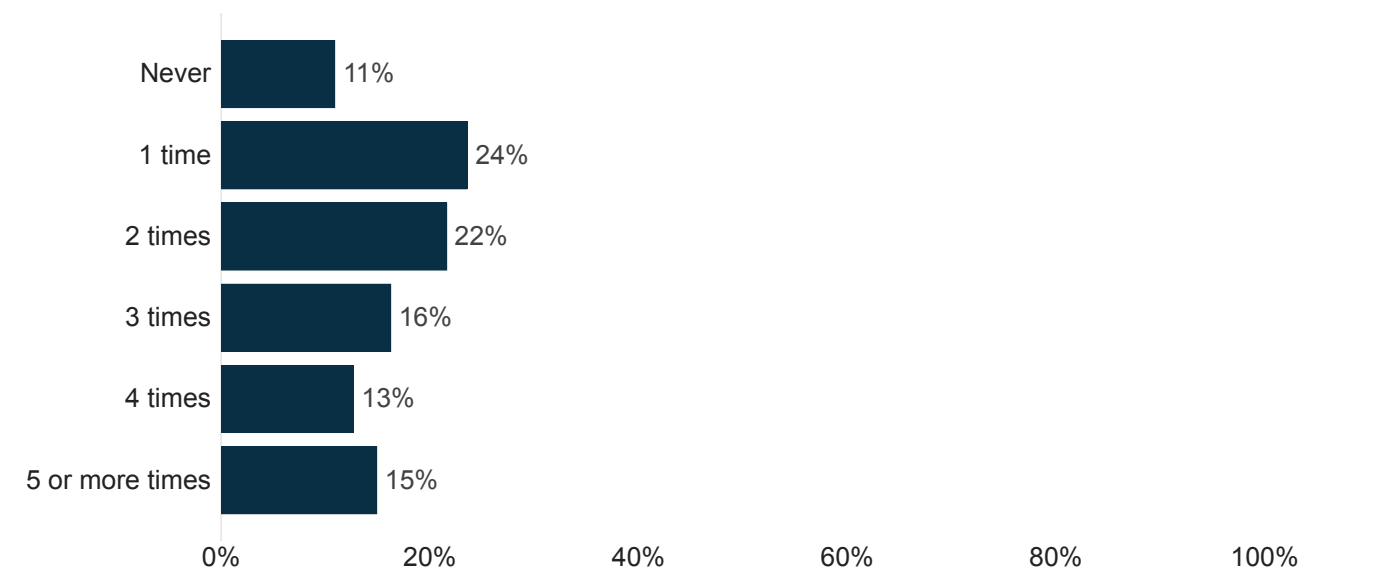


Please indicate your level of agreement with the following: My General Education courses made an important contribution to my ability to ...<sup>46</sup>

Field	Strongly Agree	Agree	Neither Agree nor Disagree	Disagree	Strongly Disagree	Total
communicate effectively in writing	83	229	52	18	3	385
communicate effectively orally	77	219	61	23	5	385
work well with others	90	209	59	24	3	385
engage in research	84	162	79	40	17	382
use analytical tools from scientific, social scientific, and humanistic disciplines	87	208	66	15	8	384
interpret quantitative information	89	210	56	22	7	384
identify and evaluate sources of information	109	210	48	14	4	385
think critically	115	209	44	11	5	384
respect and value diverse people and perspectives	149	173	42	14	5	383
identify ways belief systems, social structures, and ways of thinking interact	131	192	42	15	5	385
follow ethical practices of community and profession	133	194	40	14	3	384
understand my role as a member of an academic community	118	203	40	19	5	385



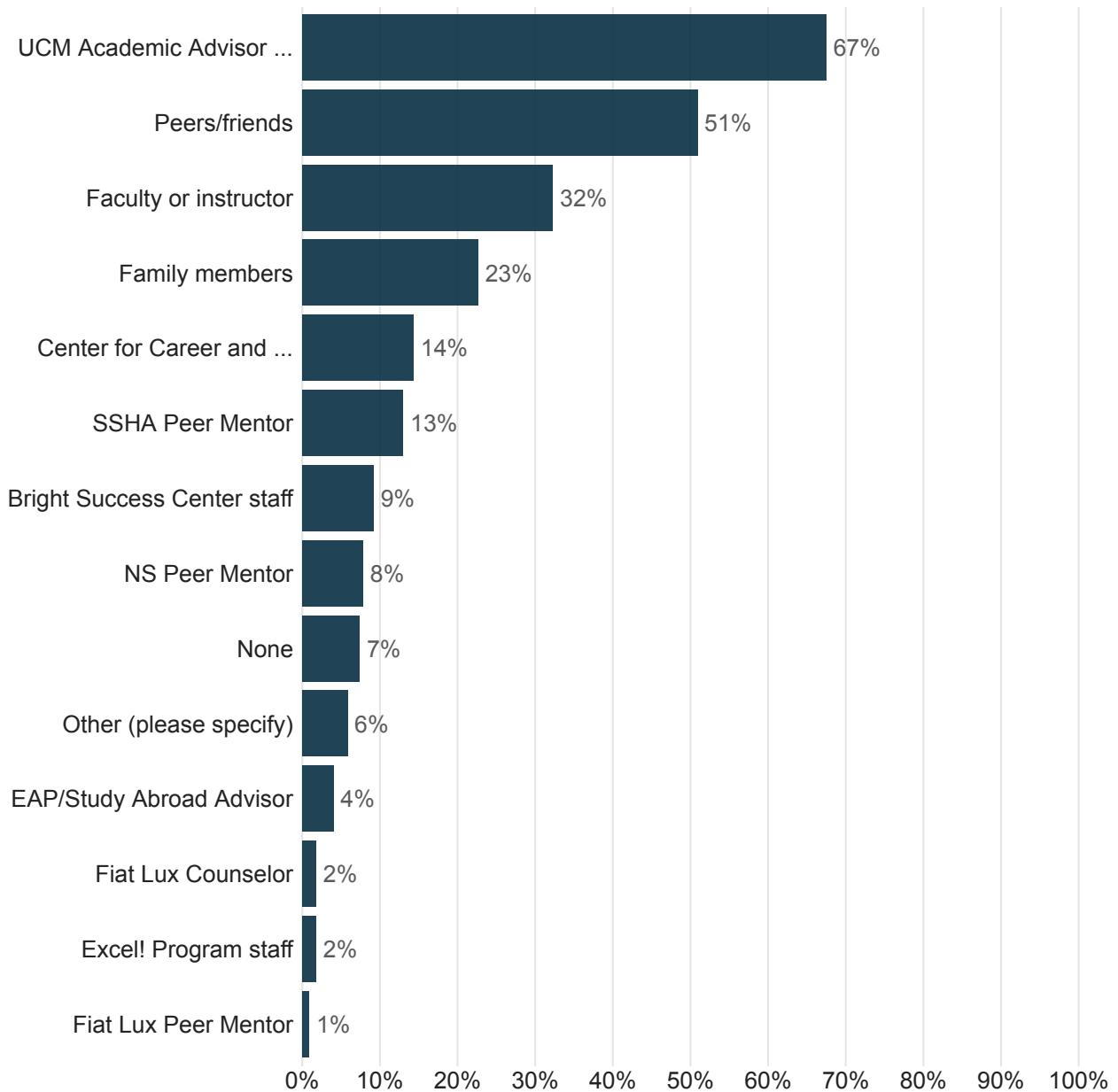
In the past year, how often did you visit a UC Merced academic advisor (a professional staff member in your School)?



Field	Choice Count
Never	49
1 time	106
2 times	97
3 times	73
4 times	57
5 or more times	67
Total	449

In the past year, from whom did you seek advice to plan your academic path to graduation, including your major and/or minor? (select all that apply)

Note: Question text in the figure is truncated, but full text is included in the table below. Other responses are included below.



In the past year, from whom did you seek advice to plan your academic path to graduation, including your major and/or minor? (select all that apply)

Field	Choice Count
UCM Academic Advisor (professional staff member in your School	301
Peers/friends	227
Faculty or instructor	144
Family members	101
Center for Career and Professional Advancement staff	64
SSHA Peer Mentor	58
Bright Success Center staff	41
None	33
NS Peer Mentor	35
Other (please specify)	26
EAP/Study Abroad Advisor	18
Fiat Lux Counselor	8
Excel! Program staff	8
Fiat Lux Peer Mentor	4
Total	1068

In the past year, from whom did you seek advice to plan your academic path to graduation, including your major and/or minor? (select all that apply)

Note: Only open-ended Other responses are summarized on this page (N=26 responses total). Numbers indicate frequencies for responses from more than one respondent.

alumni

Bright Success Center Mentor

CalTeach

CAPS

Counselor

Friends

God

Graduate Student Mentors, UROC staff

Medical Student

My high school alumni association

Myself (5)

NSED

Online

student first center, DARTS

Transfer Returning Veterans Program (3)

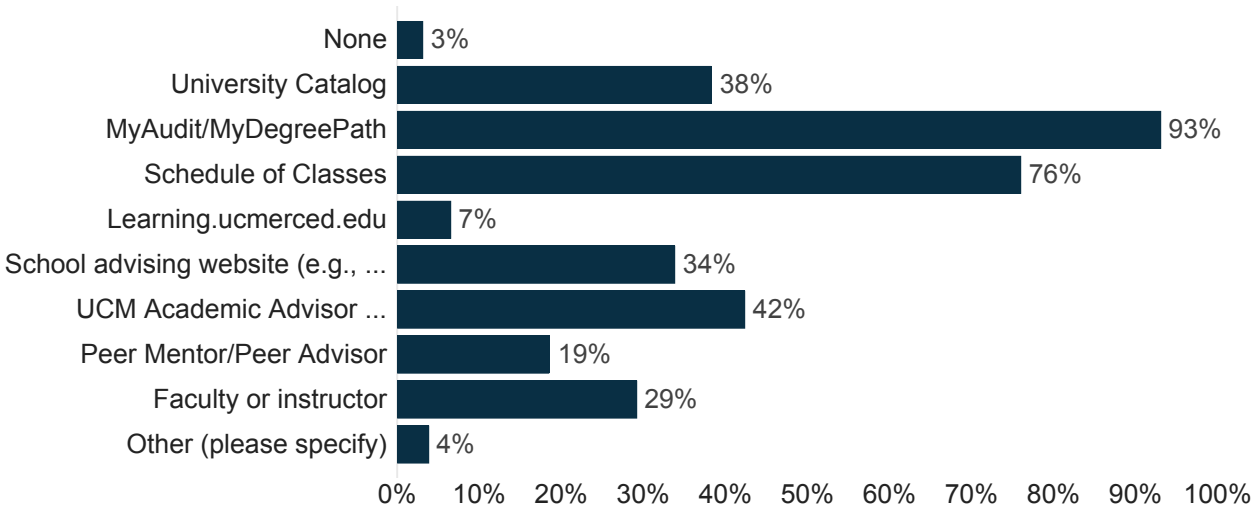
UROC

Website

W-STEM Mentor

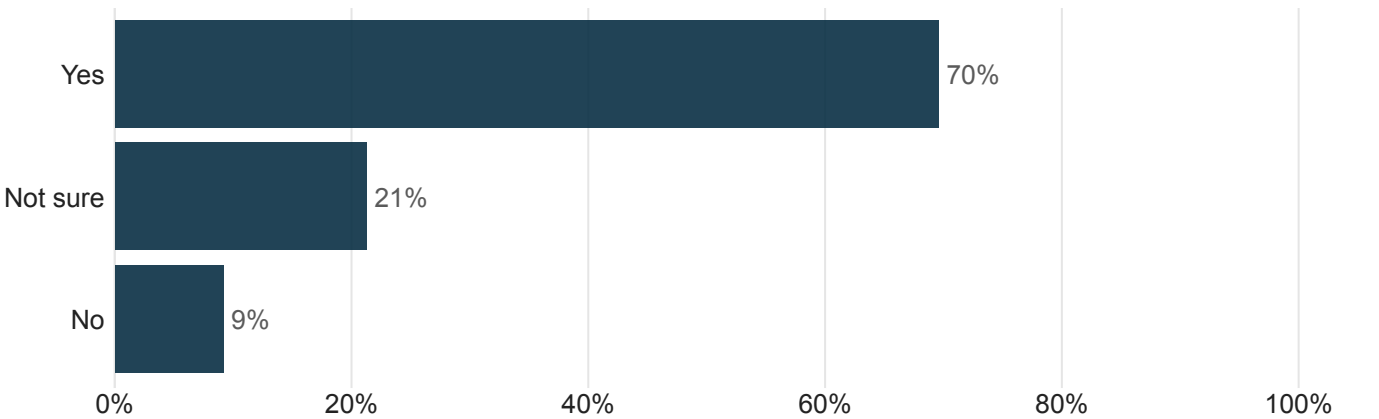
# In the past year, which campus resources/tools did you use to assist you in your academic planning? (select all that apply)

Note: Question text in the figure is truncated, but full text is included in the table below. Other responses are included below.



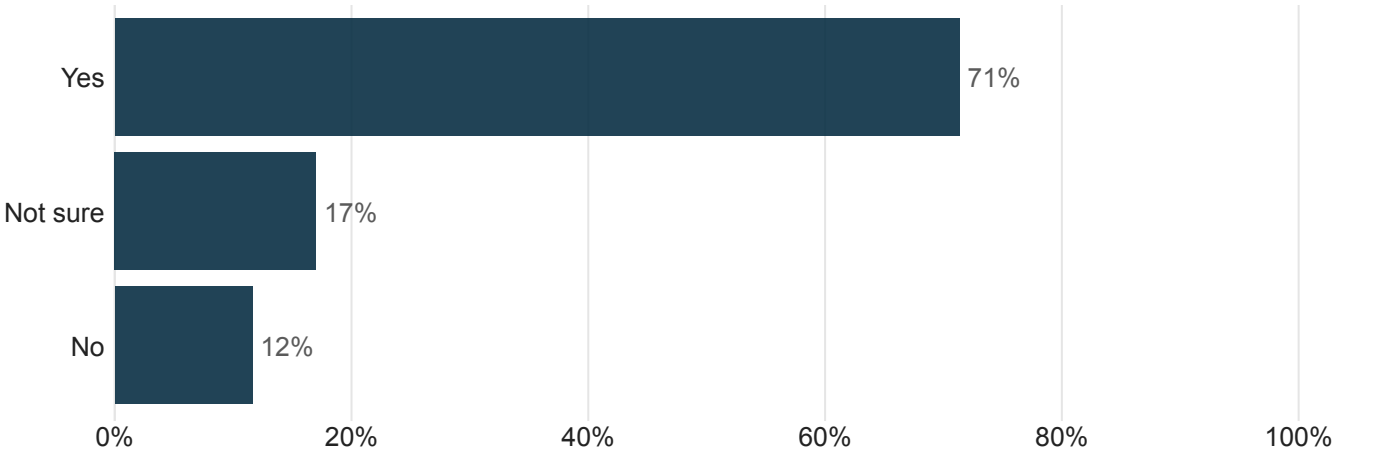
Field	Choice Count
None	14
University Catalog	171
MyAudit/MyDegreePath	415
Schedule of Classes	339
Learning.ucmerced.edu	29
School advising website (e.g., engr-advising.ucmerced.edu; ns-advising.ucmerced.edu; ssha-advising.ucmerced.edu)	151
UCM Academic Advisor (professional staff member in your school)	189
Peer Mentor/Peer Advisor	83
Faculty or instructor	130
Other (please specify)	17
Total	1538

Would you chose UC Merced again if you were starting college all over?



Field	Choice Count
Yes	311
Not sure	95
No	41
Total	447

Would you chose the same major(s) if you were starting college all over again?



Field	Choice Count
Yes	319
Not sure	76
No	52
Total	447