



Institutional Research and Decision Support

2019 Graduating Senior Survey Report - Frosh

Prepared by Institutional Research and Decision Support

Last Updated: June 6, 2019

Response Rate: Of the 1540 students invited to complete the survey, 500 (32%) provided partial or complete responses. Because students could skip questions, response rates varied by question.

Administration: The survey was available for seniors to complete between March 31, 2019 and May 12, 2019. As an incentive, respondents were entering into drawings to receive 35 \$25 Amazon e-gift cards. Students could complete the survey by clicking their individualized link in personalized emails or by using an anonymous link that required authentication. Survey publicity and outreach was coordinated across multiple groups on campus: IRDS, Student Affairs, assessment managers, faculty, academic advisors, and others.

Respondent Characteristics: Please refer to Tables 1-4 below for respondent characteristics, including information about the representativeness of the sample relative to the invited population. The sample was roughly representative of the invitee population, and subgroup response rates were similar to the overall response rate of 32%, with few exceptions. Women were more likely to take the survey than men, which is common in survey research. Other differences in response rates are likely due to small sample sizes for particular groups.

Report Notes: Unless otherwise noted, all students could answer each question on the survey. Students could choose to skip questions. Students were invited to take the survey if they had been awarded a degree or applied to receive a degree as of the 15th day of instruction in spring 2019. It is possible that some students completing the survey did not graduate, though all were seniors and responses still aid understanding of the experience of students close to graduation.

Frosh Respondents: This report has been filtered to contain only survey responses from students who entered UC Merced as Frosh (non-transfer students), though Tables 1-4 and free response summaries contain information about all respondents regardless of entering level status.

If you have questions about this report, please contact Andrea Hall-Cuccia (ahallcuccia@ucmerced.edu) in Institutional Research and Decision Support.

Table 1: Student Demographics (Entire Sample)

Student Characteristic	# Invited (of 1540 Total)	%Invited	# Responded (of 500 Total)	% Responded	Response Rate (# responded/ # Invited)
Entering Level					
Entering Frosh	1351	88%	428	86%	32%
Transfer Students	189	12%	72	14%	38%
Race/Ethnicity					
International	109	7%	40	8%	37%
Hispanic	764	50%	245	49%	32%
African American	61	4%	19	4%	31%
American Indian	1	<1%	1	<1%	100%
Asian	351	23%	106	21%	30%
Pacific Islander	13	1%	5	1%	38%
White	182	12%	63	13%	35%
Multi-racial	53	3%	19	4%	36%
Unknown	6	<1%	2	<1%	33%
Gender					
Female	831	54%	318	64%	38%
Male	697	45%	176	35%	25%
Unknown	12	1%	4	1%	33%

Note: % values may not sum to 100% for a given characteristic due to rounding error.

Table 2: Student Demographics and School (Entire Sample)

Student Characteristic	# Invited (of 1540 Total)	%Invited	# Responded (of 500 Total)	% Responded	Response Rate (# responded/ # Invited)
First Generation Status					
First Generation	1084	70%	361	72%	33%
Non-First Generation	456	30%	139	28%	30%
Pell Grant Eligibility Status					
Pell Grant Eligible	954	62%	317	63%	33%
Non-Pell Grant Eligible	586	38%	183	37%	31%
Student Characteristic	# Invited (of 1574 Total)	%Invited	# Responded (of 515 Total)	% Responded	Response Rate (# responded/ # Invited)
School					
Engineering	316	20%	96	19%	30%
Social Sciences, Humanities, and Arts	820	52%	272	53%	33%
Natural Sciences	438	28%	147	29%	34%

Note: % Values may not sum to 100% for a given characteristic due to rounding error; School counts will sum to values greater than the overall invited and respondent student totals due to students with multiple majors - denominators are adjusted to the number of majors for this table.

Table 3: Student Majors (Entire Sample)

Student Major	# Invited (of 1574 total)	% Invited	# Responded (of 515 total)	% Responded	Response Rate (# responded/# invited)
ANTH – Anthropology	14	1%	6	1%	43%
BENG – Bioengineering	31	2%	6	1%	19%
BIOS – Biological Sciences	365	23%	122	24%	33%
CHEM – Chemical Sciences	35	2%	13	3%	37%
COGS – Cognitive Science	65	4%	26	5%	40%
CSE – Computer Science & Engineering	135	9%	48	9%	36%
ECON – Economics	24	2%	6	1%	25%
ENG – English	19	1%	4	1%	21%
ENVE – Environmental Engineering	20	1%	8	2%	40%
ESS – Earth Systems Science	7	<1%	4	1%	57%
GASP – Global Arts Studies	5	<1%	0	0%	0%
HIST – History	22	1%	11	2%	50%
MATH – Mathematical Sciences	21	1%	6	1%	29%
MBE – Management & Business Economics	183	12%	50	10%	27%
ME—Mechanical Engineering	124	8%	33	6%	27%
MSE—Material Science and Engineering	6	<1%	1	<1%	17%
PH—Public Health	107	7%	37	7%	35%
PHIL—Philosophy	2	<1%	0	0%	0%
PHYS—Physics	10	1%	2	<1%	20%
POLI—Political Science	80	5%	25	5%	31%
PSY—Psychology	218	14%	80	16%	37%
SOC—Sociology	63	4%	22	4%	35%
SPAN--Spanish	18	1%	5	1%	28%

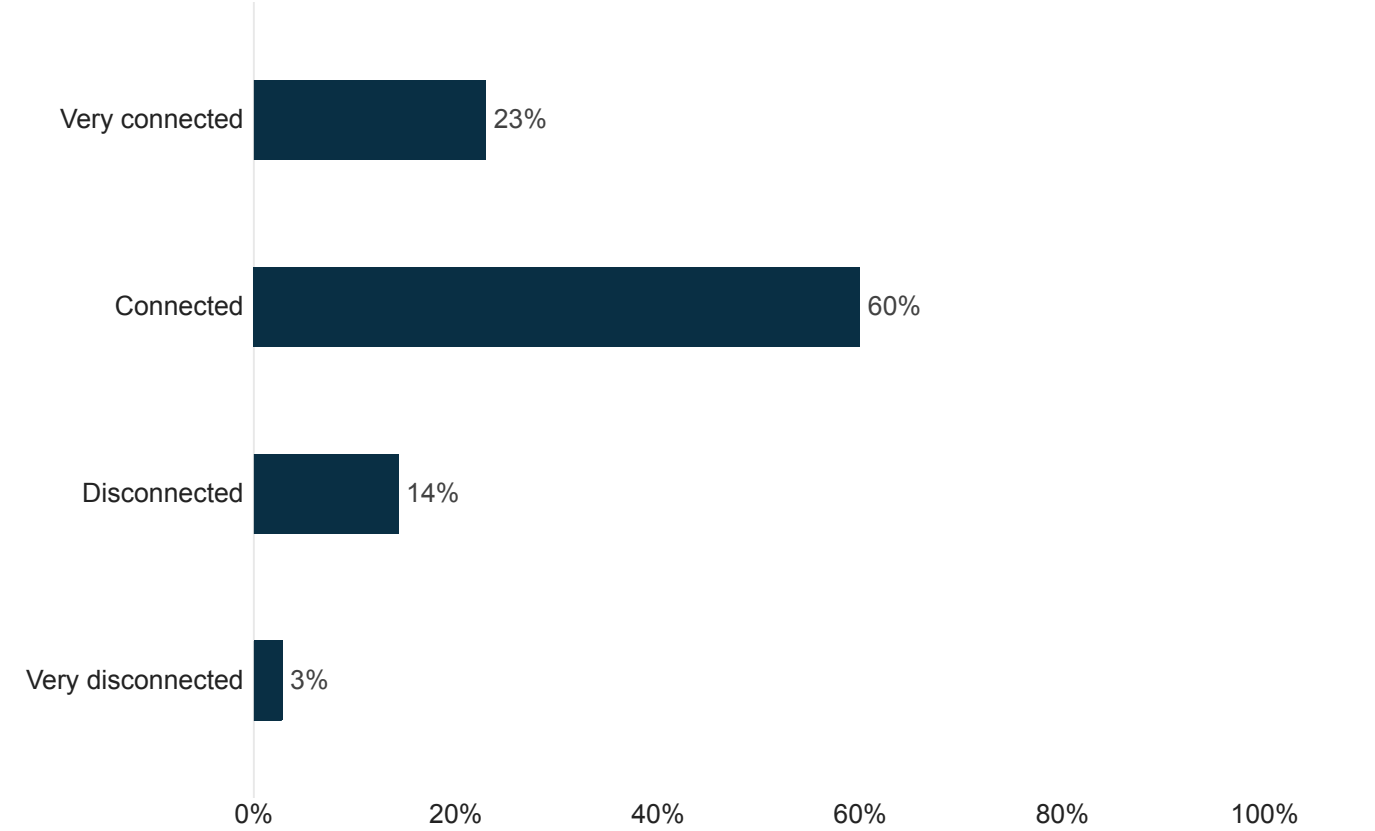
Note: % Values may not sum to 100% due to rounding error; Major counts sum to values greater than the overall invited and respondent student totals from Table 1 due to students with multiple majors - denominators are adjusted to the number of majors for this table and are noted in the header row of this table.

Table 4: Student Minors (Entire Sample—Students with Minors)

Student Minor	# Invited (of 477 total)	% Invited	# Responded (of 183 total)	% Responded	Response Rate (# responded/# invited)
AMER—American Studies	1	<1%	1	1%	100%
ANTH—Anthropology	16	3%	5	3%	31%
ARTS—Arts	8	2%	3	2%	38%
CCST—Chicano/Chicana Studies	3	1%	0	0%	0%
CHEM—Chemical Sciences	4	1%	3	2%	75%
COGS—Cognitive Science	21	4%	10	5%	48%
CRS—Critical Race and Ethnic Studies	7	1%	3	2%	43%
ECON—Economics	7	1%	0	0%	0%
ENG—English	1	<1%	1	1%	100%
ESSU—Environmental Science and Sustainability	1	<1%	0	0%	0%
GASP—Global Arts Studies	4	1%	1	1%	25%
HIST—History	4	1%	2	1%	50%
MAD—Management Analytics and Decision-making	1	<1%	1	1%	100%
MBE—Management and Business Economics	17	4%	5	3%	29%
MTHM—Applied Mathematics	12	3%	5	3%	42%
NSEC—Natural Sciences Education	3	1%	1	1%	33%
NSED—Natural Sciences Education with Teaching	34	7%	17	9%	50%
PH—Public Health	21	4%	9	5%	43%
PHIL—Philosophy	14	3%	3	2%	21%
PHYS—Physics	1	<1%	0	0%	0%
POLI—Political Science	18	4%	8	4%	44%
PSY—Psychology	158	33%	62	34%	39%
SOC—Sociology	47	10%	19	10%	40%
SPAN—Spanish	34	7%	13	7%	38%
WRI—Writing	40	8%	11	6%	28%

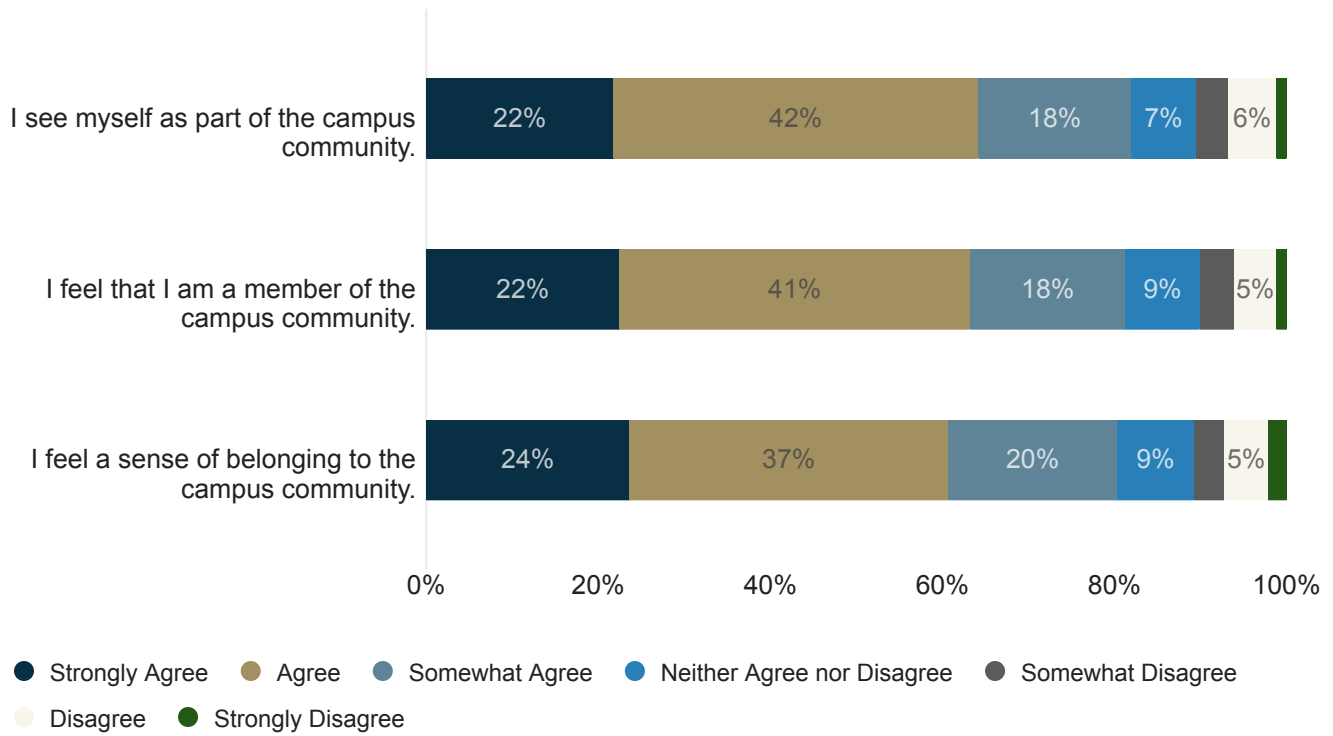
Note: % Values may not sum to 100% due to rounding error; Minor counts do not sum to the overall invited and respondent student totals from Table 1 because many do not have a minor, and some have multiple minors—denominators are adjusted to the number of minors for this table and are noted in the header row of this table.

Today, how connected to or disconnected from UC Merced do you feel?



Field	Choice Count
Very connected	98
Connected	256
Disconnected	61
Very disconnected	12
Total	427

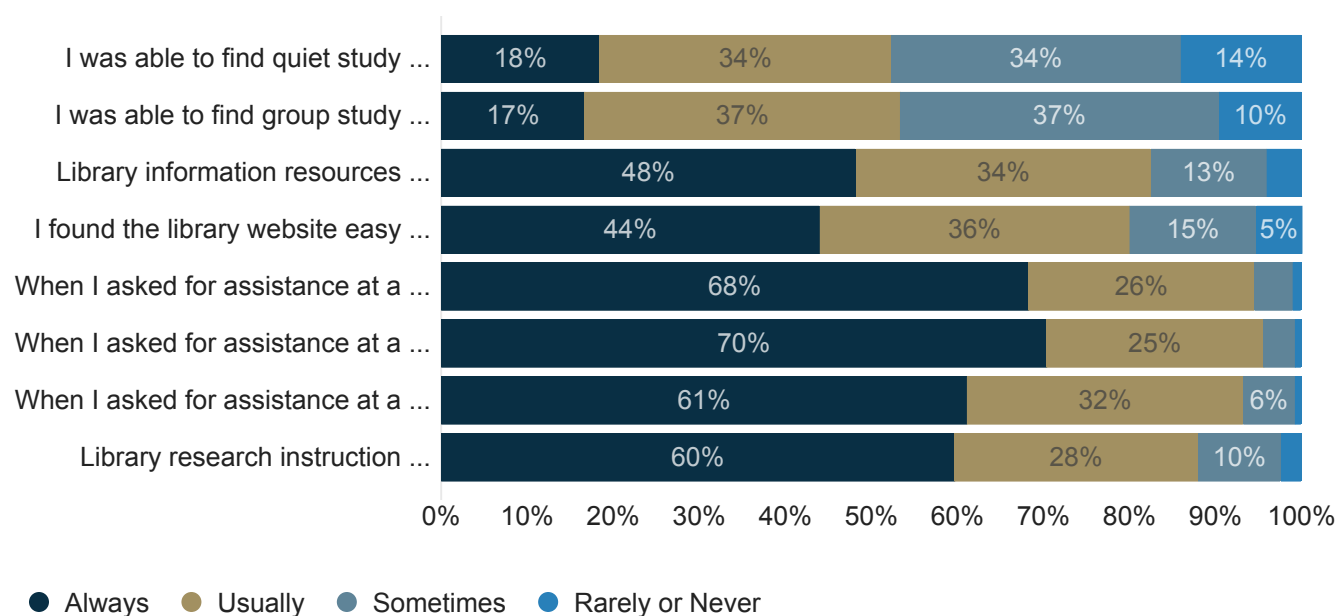
I see myself as part of the campus community.



Field	Strongly Agree	Agree	Somewhat Agree	Neither Agree nor Disagree	Somewhat Disagree	Disagree	Strongly Disagree	Total
I see myself as part of the campus community.	93	181	76	32	16	24	5	427
I feel that I am a member of the campus community.	96	174	77	37	17	21	5	427
I feel a sense of belonging to the campus community.	101	158	84	38	15	22	9	427

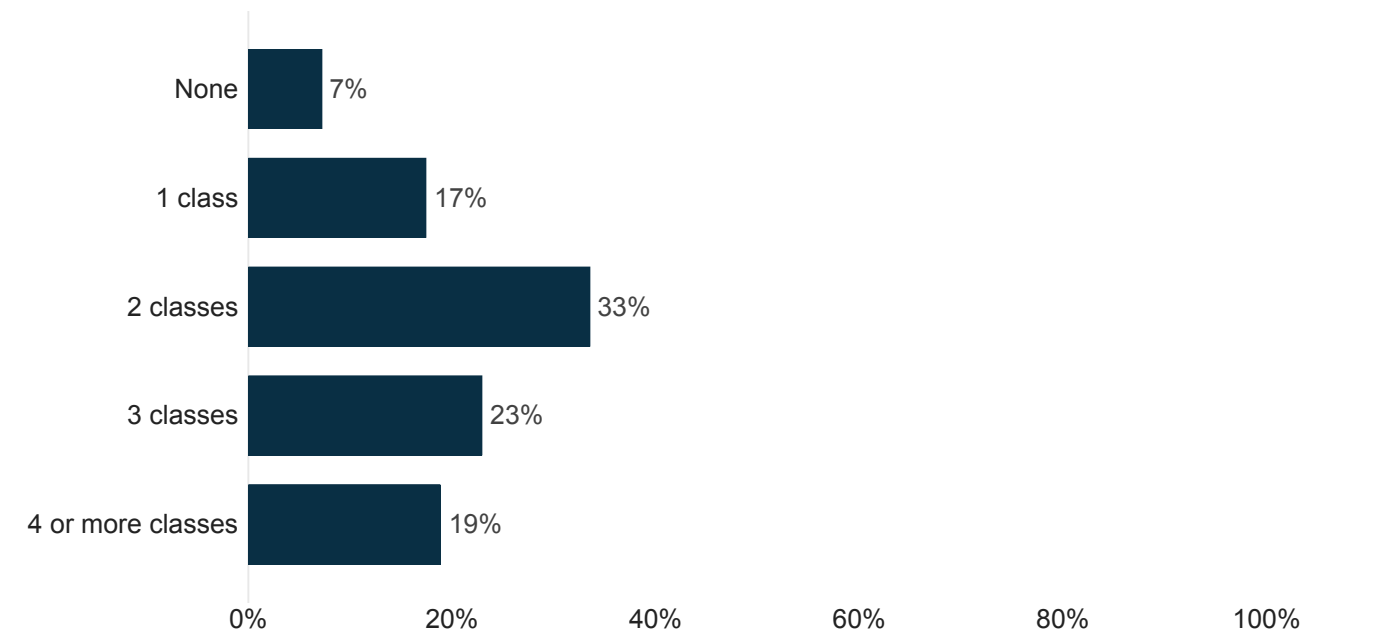
Please select your level of agreement or disagreement with the following statements about UC Merced's Library.

Note: Question text in the figure is truncated, but full text is included in the table below.



Field	Always	Usually	Sometimes	Rarely or Never	Total
I was able to find quiet study space in the Library.	76	140	139	58	413
I was able to find group study space in the Library.	68	149	151	39	407
Library information resources (books, journals, databases, etc.) met my learning and research needs.	190	135	53	16	394
I found the library website easy to use.	176	144	59	21	400
When I asked for assistance at a library service desk, library staff were approachable and welcoming.	262	101	17	4	384
When I asked for assistance at a library service desk, library staff gave adequate attention to my question or need.	270	97	14	3	384
When I asked for assistance at a library service desk, library staff were knowledgeable about how to help.	234	123	23	3	383
Library research instruction helped me find suitable information resources for my papers and projects.	223	106	36	9	374

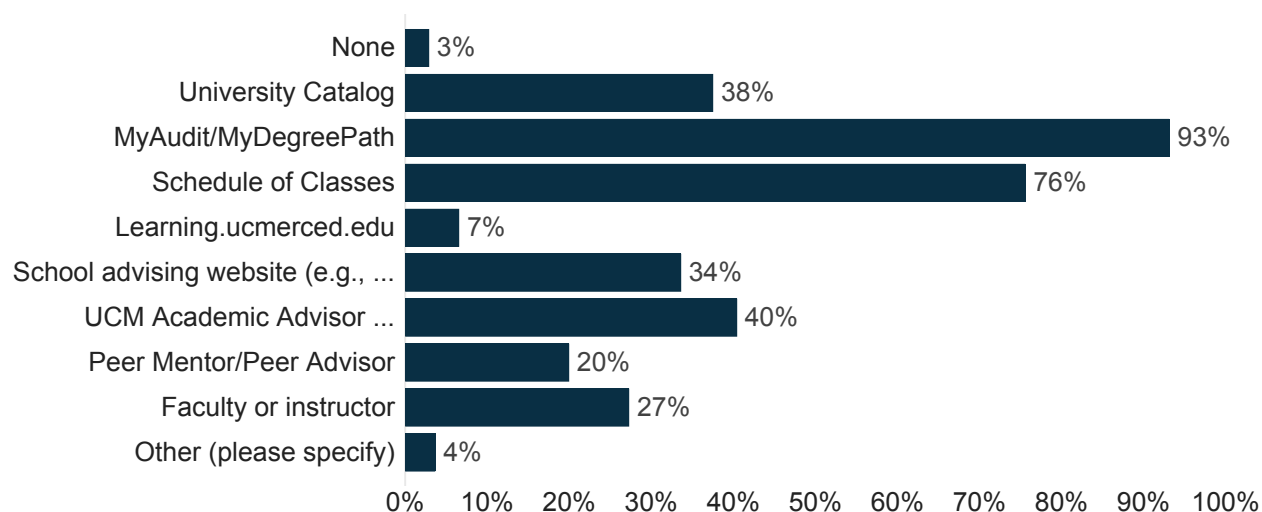
In how many classes did you receive library research instruction from library staff during your time at UC Merced?



Field	Choice Count
None	30
1 class	73
2 classes	140
3 classes	96
4 or more classes	79
Total	418

In the past year, which campus resources/tools did you use to assist you in your academic planning? (select all that apply)

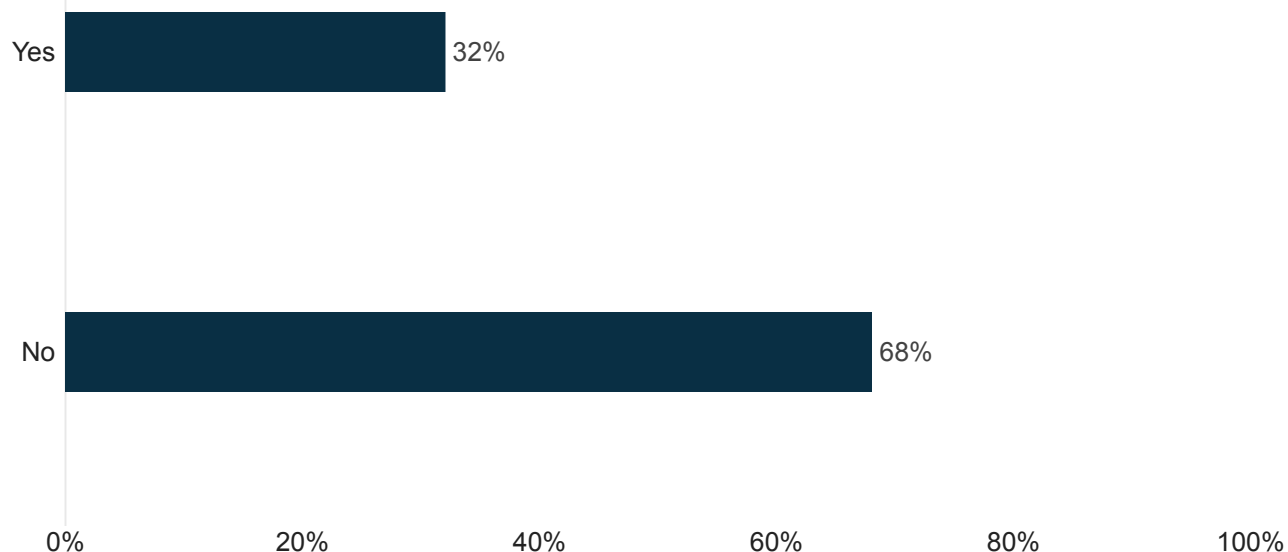
Note: Question text in the figure is truncated, but full text is included in the table below. Other responses are included below.



Field	Choice Count
None	11
University Catalog	143
MyAudit/MyDegreePath	355
Schedule of Classes	288
Learning.ucmerced.edu	25
School advising website (e.g., engr-advising.ucmerced.edu; ns-advising.ucmerced.edu; ssha-advising.ucmerced.edu)	128
UCM Academic Advisor (professional staff member in your school)	154
Peer Mentor/Peer Advisor	76
Faculty or instructor	104
Other (please specify)	14
Total	1298

Did you conduct research with a faculty member as an undergraduate at UC Merced? This would include research or creative projects outside of regular course requirements during the academic year or summer.

If you participated in more than one research effort, please consider the one you spent the most time on when completing this question.



Field	Choice Count
Yes	134
No	285
Total	419

You said you conducted research with a faculty member outside of regular course requirements. Please complete the following information about your undergraduate research efforts.

Remember, if you participated in more than one research effort, please consider the one you spent the most time on when completing this question.

General field of research of the project in which you were involved
(N=156)

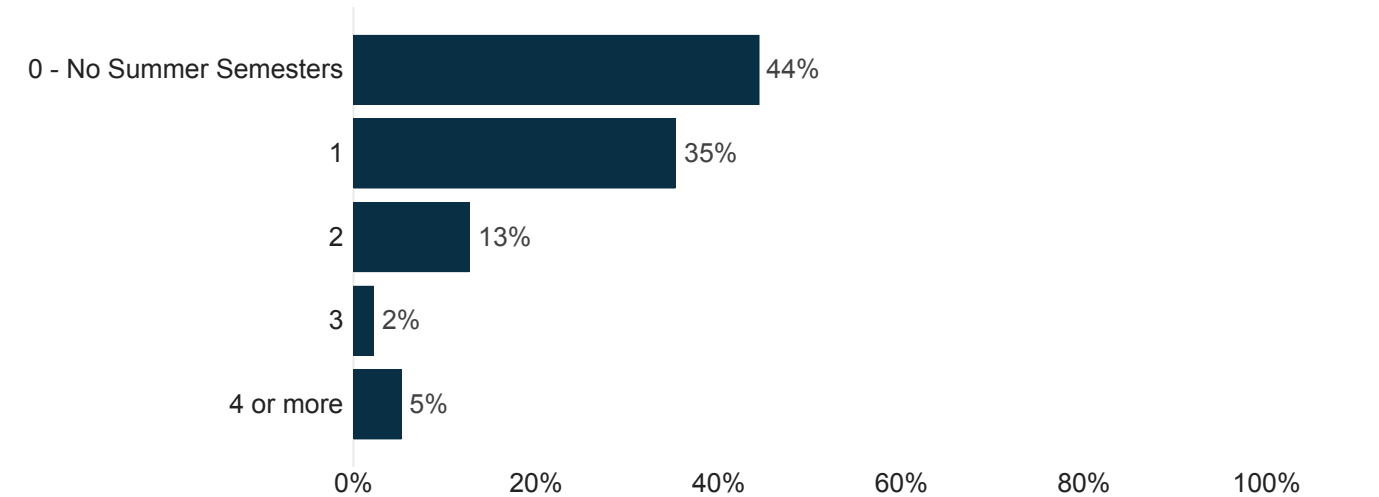
3D Printing Bicycle Frame	Engineering (2)
Air pollution	Evolutionary Biology
Anthropology	Fetal Hematopoiesis
Antibiotic resistance	Fluid Dynamics (2)
Applied Math	Fuel Cells
Assessment	Health policy research
Bacterial mobility	Health Psychology (4)
Battery Swap Project	Healthy gut study
Bioengineering (3)	Heat Transfer
Biogeochemical students of Sierra Nevada soils and vegetation	History
Bioinformatics (Public Health)	How Latinx/Hispanic families learn and teach about Race/Ethnicity
Biology (4)	Humanities
Biology/Immunology	I helped in the lab where needed
Biology; Evolution and Ecology	Immunology
Biophysics (2)	Immunovirotics (2)
Cardiovascular Tissue Engineering	IoT and AI
Chemistry	Material Science (3)
Child Development	Mechanical Engineering
Childhood diabetes	Mechanical Engineering, Origami sheet metal
Cognitive Science (12)	Mechatronics (2)
Cognitive science / linguistics	Mercury atmospheric pollution
Communicate, Culture, and Health Lab	Microbial motility
Computer Science	Microbiology (5)
Cover crops impacting aggregate stability and carbon	Nanofiber electrospinning and cell culture
CSE/ Mech Engineering	Natural science
Developmental Psychology (4)	Neural Network
DNA damage repair	Neurobiology (4)
Drones	NSED/field work
Ecology	Numerical Methods
Econometrics	Phage Hunting
Economics	Physical Chemistry
Education in Competer Science	Physical Organic Chemistry
Electrochemical Fuel Cells	Plant biology (2)
	Project with Merced County Food Bank

Political Science (3)
Privacy/Computer Science
Protein Engineering (2)
Psychology (8)
Public Health (5)
Public Health & Anthropology
Public Health and Nutrition
Public Health/ Oral Health
public health-tobacco cannabis project
Psychoneuroendocrinology
Remote Sensing
Robotics (2)
Senior thesis
Sociology (4)
Sociology racial and ethnic socialization among
Latinx/Hispanic families

Solar Energy
Solid Oxide Fuel Cells
Spanish for Health Professional
Speech Development
Stem Cell Biology
Stress and Health
Stress and Health Lab - Thinking and Physiology Study
Theoretical Chemistry (2)
Translational Research Center
Tribology (2)
Two Dimensional Flow Phenomena
UAV
Undocumented student issues on campus
VHL
Virtual Reality Content

Approximate number of summer semesters you were involved in this research:

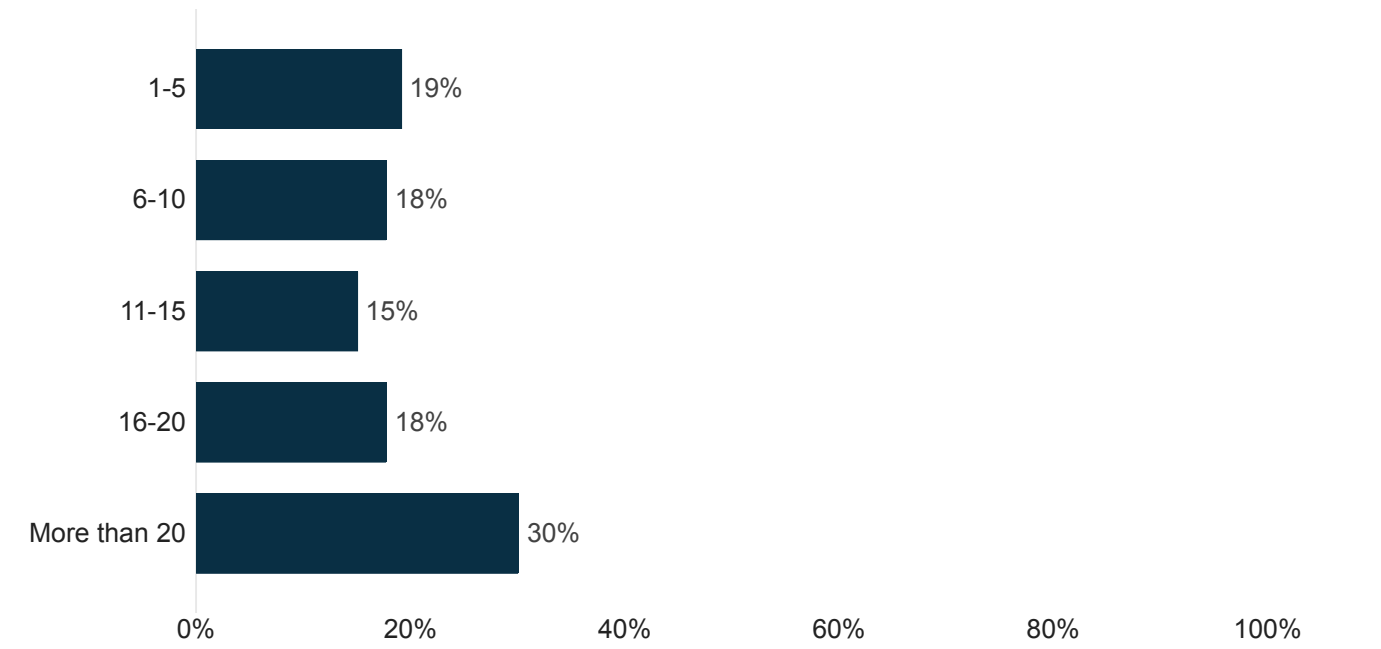
Note: Only respondents who said they conducted research with a faculty member could answer this question.



Field	Choice Count
0 - No Summer Semesters	59
1	47
2	17
3	3
4 or more	7
Total	133

You said that you conducted research during a summer semester. Approximately how many hours per week were you involved in this research?

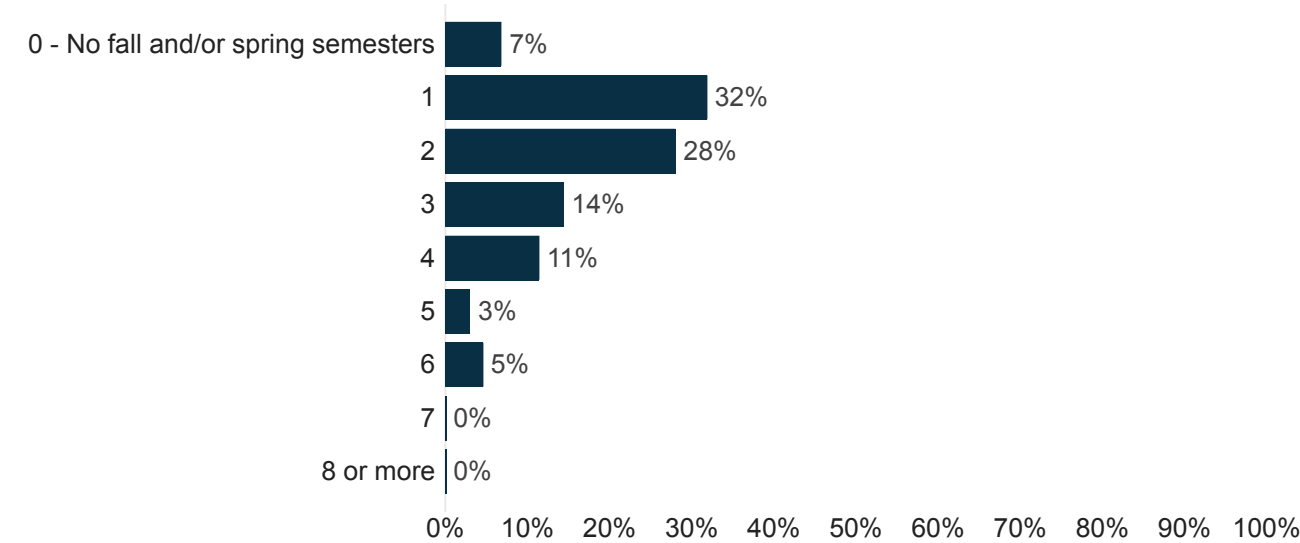
Note: Only respondents who said they conducted research with a faculty member during a summer session could answer this question.



Field	Choice Count
1-5	14
6-10	13
11-15	11
16-20	13
More than 20	22
Total	73

Approximate number of fall and/or spring semesters you were involved in this research:

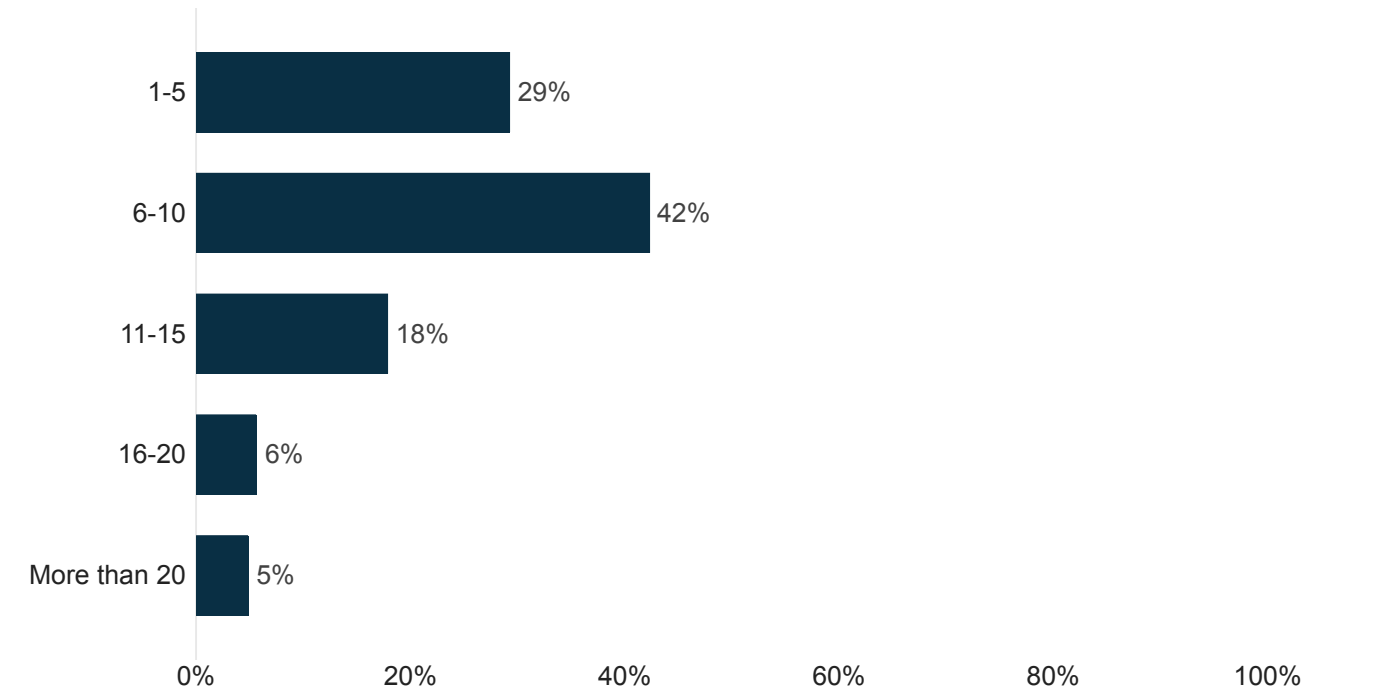
Note: Only respondents who said they conducted research with a faculty member could answer this question.



Field	Choice Count
0 - No fall and/or spring semesters	9
1	42
2	37
3	19
4	15
5	4
6	6
7	0
8 or more	0
Total	132

You said you conducted research during a fall and/or spring semester. Approximately how many hours per week were you involved in this research?

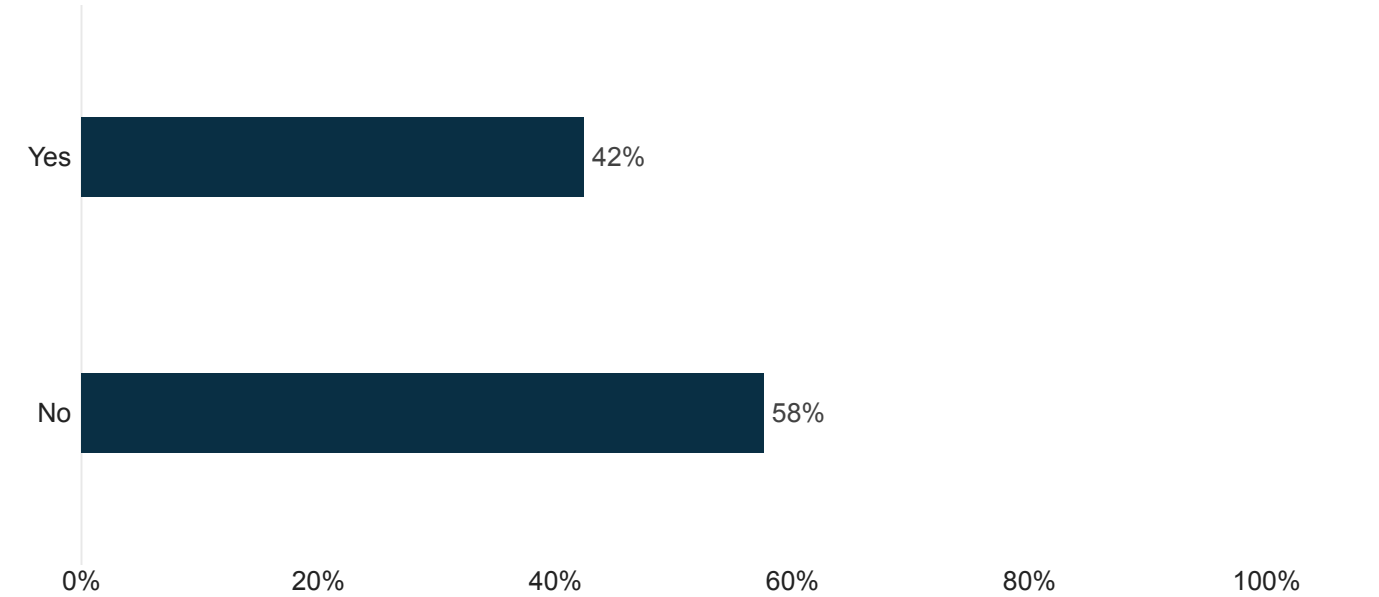
Note: Only respondents who said they conducted research with a faculty member during a fall and/or spring semester could answer this question.



Field	Choice Count
1-5	36
6-10	52
11-15	22
16-20	7
More than 20	6
Total	123

Did you present results from your research outside the classroom at UC Merced or elsewhere? (e.g., at UC Merced Research Week, in publications, at conferences)

Note: Only respondents who said they conducted research with a faculty member could answer this question.

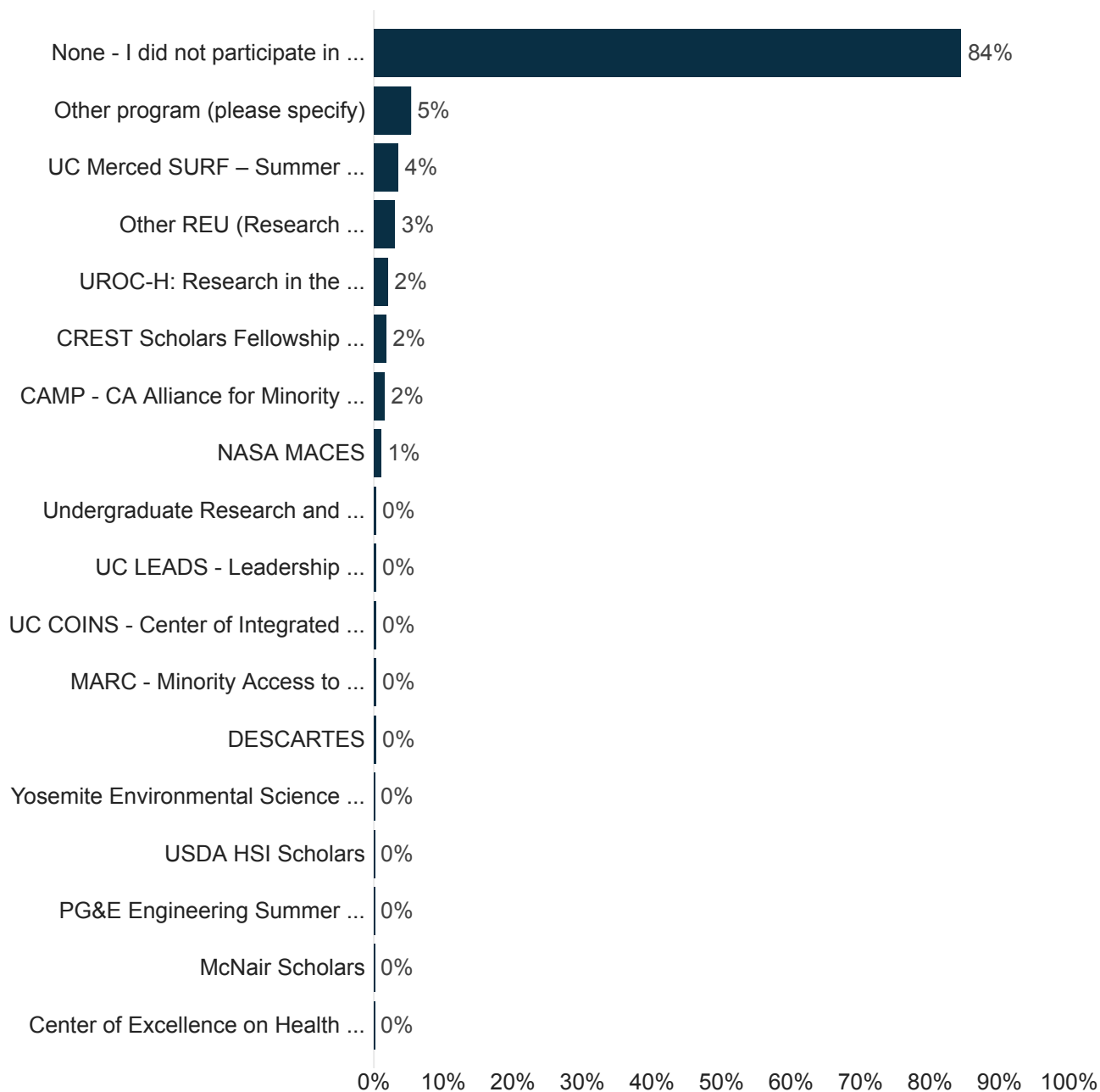


Field	Choice Count
Yes	56
No	76
Total	132

In which of the following formal undergraduate research or graduate preparation programs did you participate at UC Merced? (Please select all that apply.)

Note that we are asking about formal programs such as those listed below, not research with faculty on a volunteer basis, for course credit, or for pay.

Note: Question text in the figure is truncated, but full text is included in the table on the following page. Other responses are included on p.19 and 20.



In which of the following formal undergraduate research or graduate preparation programs did you participate at UC Merced? (Please select all that apply.)

Note that we are asking about formal programs such as those listed below, not research with faculty on a volunteer basis, for course credit, or for pay.

Field	Choice Count
None - I did not participate in formal research or preparation programs at UC Merced	337
Other program (please specify)	21
UC Merced SURF – Summer Undergraduate Research Fellowship	14
Other REU (Research Experience for Undergraduates) (please specify)	12
UROC-H: Research in the Humanities	8
CREST Scholars Fellowship Program	7
CAMP - CA Alliance for Minority Participation in Science, Engineering and Mathematics	6
NASA MACES	4
UC LEADS - Leadership Excellence through Advanced Degrees	1
Undergraduate Research and Mentoring Program in Computational Biology	1
UC COINS - Center of Integrated Nanomechanical Systems	1
MARC - Minority Access to Research Careers	1
Center of Excellence on Health Disparities	0
Yosemite Environmental Science REU (Research Experience for Undergraduates)	0
USDA HSI Scholars	0
PG&E Engineering Summer Scholars	0
McNair Scholars	0
DESCARTES	1
Total	414

In which of the following formal undergraduate research / graduate preparation programs did you participate at UC Merced? (Other REU)

Note: Only open-ended Other responses are summarized on this page. Numbers indicate frequencies for responses given by more than one student (n=10 responses total)

ASUCM FURS

Castle

CEMB at Penn University

Ebics

EBICS REU at MIT

KURE

Research for Stephen Wooding and Vicente Ramirez (Ph.D.)

Ssi

Student Success Internship (2)

In which of the following formal undergraduate research / graduate preparation programs did you participate at UC Merced? (Other)

Note: Only open-ended Other responses are summarized on this page. Numbers indicate frequencies for responses given by more than one student (n=25 responses total)

American physiological society

ASUCM FURS

CalTeach, Engineering Service Learning

CSE 195

CTRUS

Dartmouth The Summer Undergraduate Research Fellowship (ISURF) New Hampshire Idea Network for Biomedical Research Excellence (NH-INBRE) program

Education Conference at Stanford

Family Developmental Lab

fiat lux

FURS

HCI LAB

Independent Research Grant

Martini research lab

NCPC

NHIS

NSED

PH181 Public Health Research

Regular Physics Program for Undergrads

Research Assistant

SSI Internship and Independent research collaborations that followed

Stanford Amgen

Student Success Internships

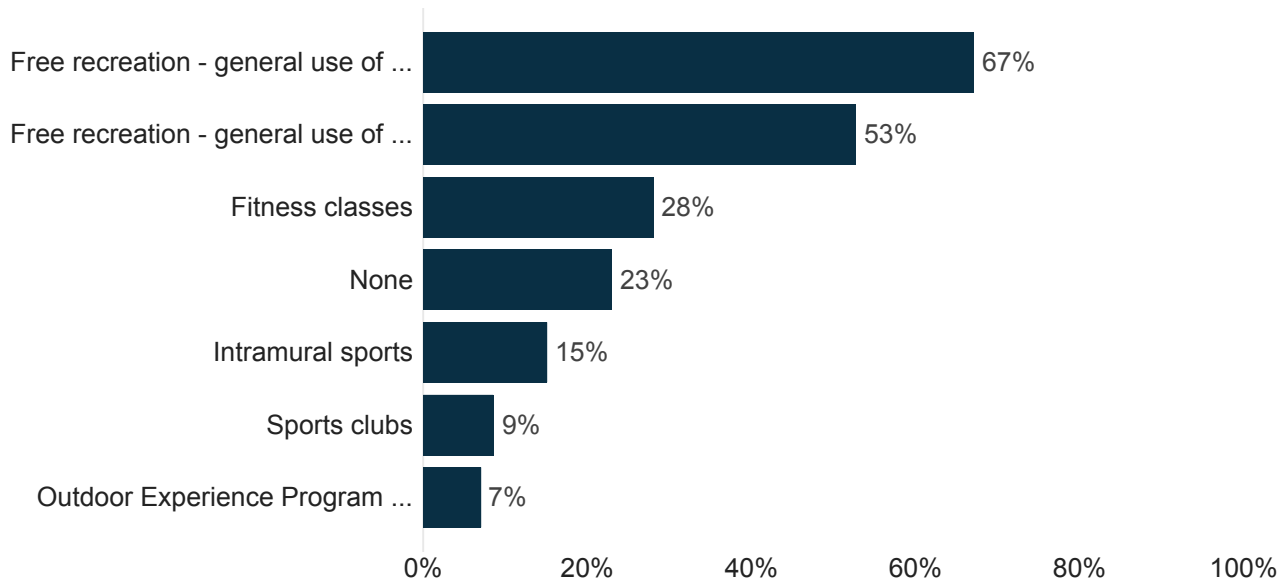
SURF

UC NRS

UCEAP

In which Recreation and Athletics programs did you participate at any time during your undergraduate studies at UC Merced? (Please select all that apply.)

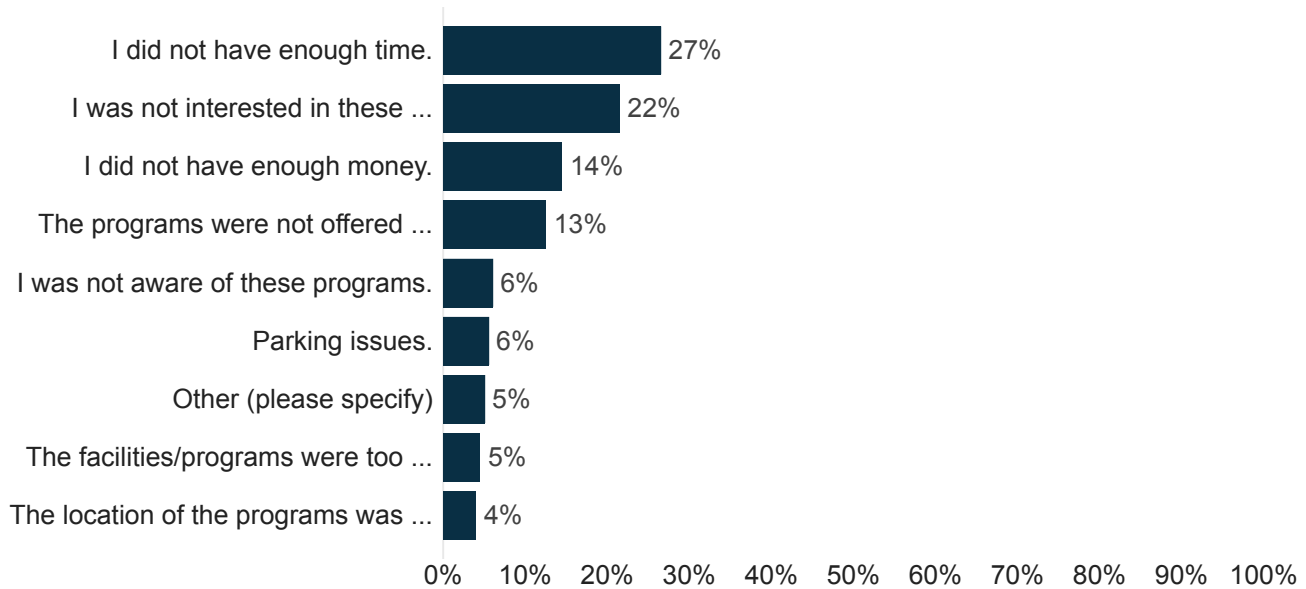
Note: Question text in the figure is truncated, but full text is included in the table below.



Field	Choice Count
Free recreation - general use of the Gallo Recreation Center	280
Free recreation - general use of the SAAC Weight Room	220
None	96
Fitness classes	117
Intramural sports	63
Outdoor Experience Program (outdoor trips)	29
Sports clubs	36
Total	841

Why did you choose not to participate in any Recreation and Athletics programs? (please select all that apply)

Note: Question text in the figure is truncated, but full text is included in the table below. Other responses are included on the next page. Only respondents who indicated they didn't participate could answer this question.



Field	Choice Count
I did not have enough time.	53
I was not interested in these programs.	43
I did not have enough money.	29
The programs were not offered at times that fit my schedule.	25
I was not aware of these programs.	12
Other (please specify)	10
Parking issues.	11
The facilities/programs were too crowded.	9
The location of the programs was not convenient.	8
Total	200

Why did you choose not to participate in any Recreation and Athletics programs? (Other)

Note: Only open-ended Other responses are summarized on this page. Numbers indicate frequencies for responses given by more than one student (n=16 responses total)

Belonged to a local gym and exercised outside of campus

Didn't have the programs I wanted to participate in

Disability (3)

I exercise by myself

I felt too intimidated at the gym

Job

Lack of diverse programs

lived off campus

Self reasons

Throughout my time at UCM, I lived off campus and I have 2 children at home. Maybe, I would have participated in these programs if I would have been able to bring my children (i.e. family friendly). I didn't want to participate at the exclusion of my children, and I would have enjoyed participating with my children.

Too busy with SCHOOLL!!!!

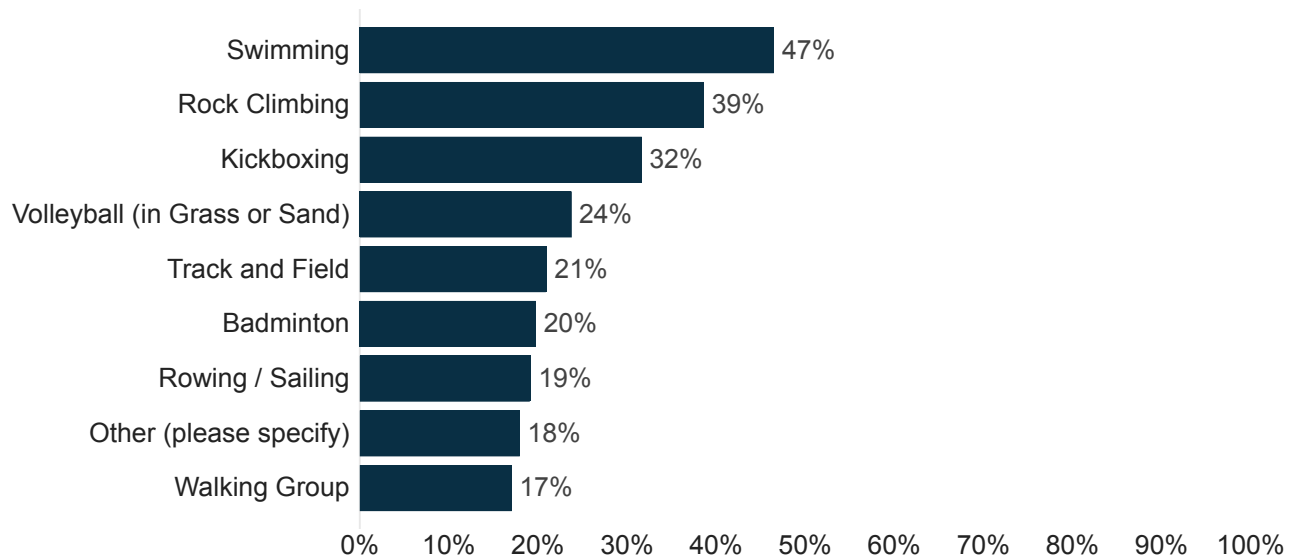
Transfer and commuting student

Wasn't allowed access

Work had a gym

What recreation and/or athletic programs would you have participated in had they been offered?

Note: All participants were able to respond to this question. Open-ended Other responses are included on the next page.



Field	Choice Count
Swimming	153
Rock Climbing	127
Kickboxing	104
Volleyball (in Grass or Sand)	78
Track and Field	69
Badminton	65
Other (please specify)	59
Walking Group	56
Rowing / Sailing	63
Total	774

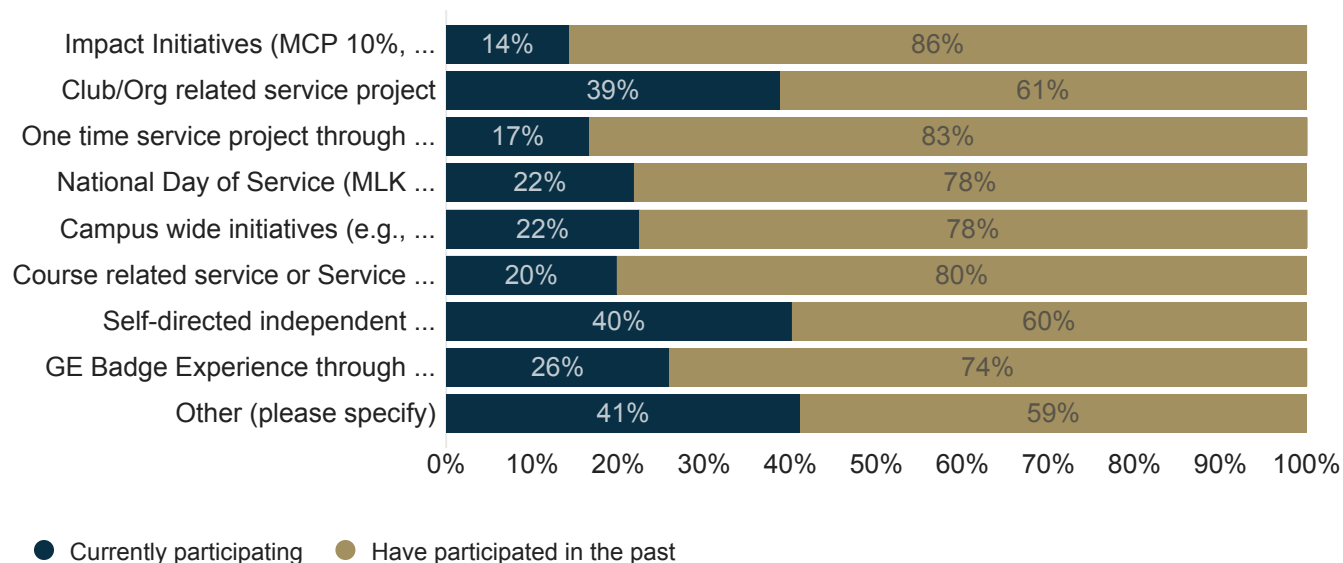
What recreation and/or athletic programs would you have participated in had they been offered?

Note: Only open-ended Other responses are summarized on this page. Numbers indicate frequencies for responses given by more than one student (n=72 responses total)

Archery (2)
 Ballet
 Baseball
 Basketball (3)
 Bowling
 Boxing (2)
 Cross Country
 dance
 Diving (2)
 Dodgeball (2)
 Dragon Boat
 equestrian
 f45 (5)
 Fieldshow band
 Flag football
 Football (2)
 Footsot
 Golf (2)
 Gym for Disable People
 Hiking
 Martial arts (2)
 None (2)
 Powerlifting
 Skateboarding
 Smash Bros
 Snowboarding/Skiing
 Soccer (2)
 Softball (4)
 Taekwondo
 Tag
 Tennis (13)
 Horseback Riding
 Volleyball (indoor)
 water polo (3)
 Weight lifting (2)
 Wrestling
 Zumba Fitness

What types of community service are you currently or have you participated in during your time as a student at UC Merced? (Select all that apply)

Note: Percentages reflect only students who ever participated in any community service activity; it does not reflect students who did not have participated in community service activities. Question text in figure has been truncated for readability. Full text is included in the table below. Other responses are included on the next page.



Field	Currently participating	Have participated in the past
Club/Org related service project	116	183
Self-directed independent service (i.e., project of your choice and making)	45	67
Course related service or Service Learning	23	93
Campus wide initiatives (e.g., Meals for Families, Home for the Holiday, Giving Tuesday)	20	69
Other (please specify)	14	20
National Day of Service (MLK Day, September 11th)	12	43
One time service project through The Community Engagement Center	12	60
GE Badge Experience through the Community Engagement Center	7	20
Impact Initiatives (MCP 10%, ICR, LWYL)	6	36
Total	255	591

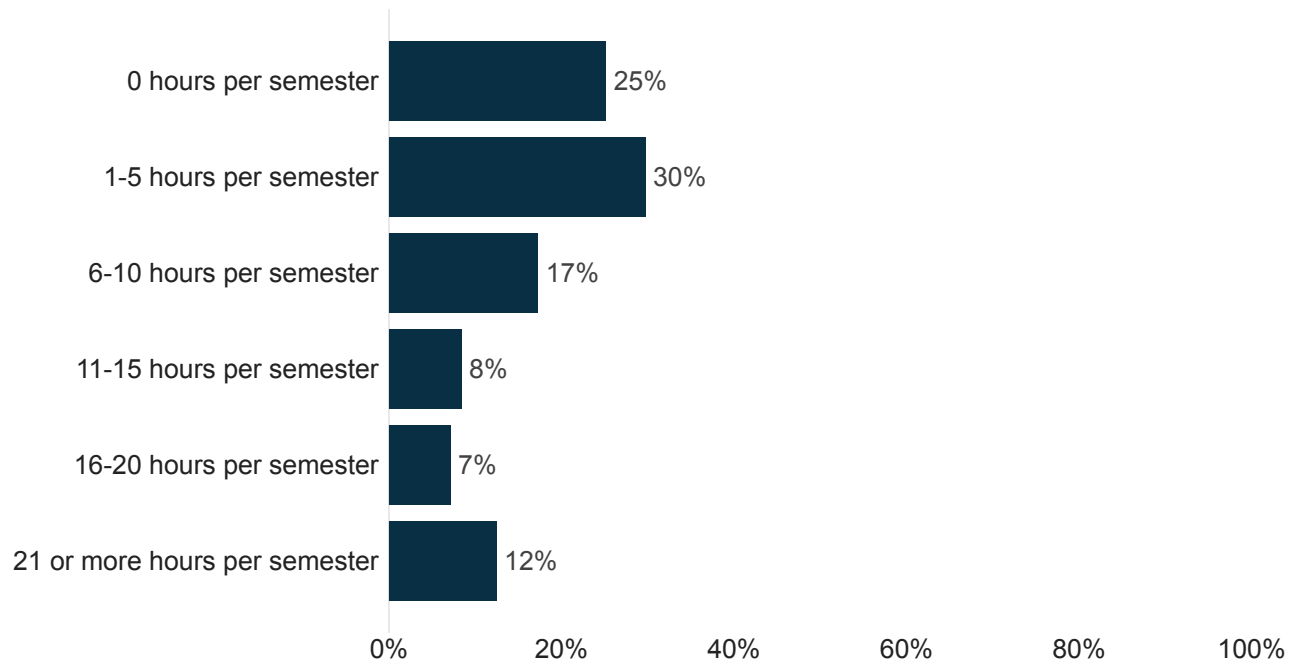
What types of community service are you currently or have you participated in during your time as a student at UC Merced? (Other)

Note: Only open-ended Other responses are summarized on this page. Numbers indicate frequencies for responses given by more than one student (n=23 responses total)

Air Museum Intern
 ASUCM CAMPUS ACTIVITIES BOARD
 Bobcat Pantry
 CAB decorating for treats and beats
 Clinic
 Community Activist
 Community Outreach
 Conversation Partner Program
 Created my own club
 Hospice
 Hospital volunteering (2)
 LYSA junior sailing program
 Merced River Cleanup
 None
 One time service project with my fraternity
 Physical therapy observation
 STEM Center tutor (2)
 Tutored foster kids
 Volunteer Tutor
 volunteering with Merced County
 YLP capstone

Considering only the community service you participated in during this past academic year, how many hours did you participate during a typical semester?

Note: All students could answer this question regardless of whether they said they participated in any activities.



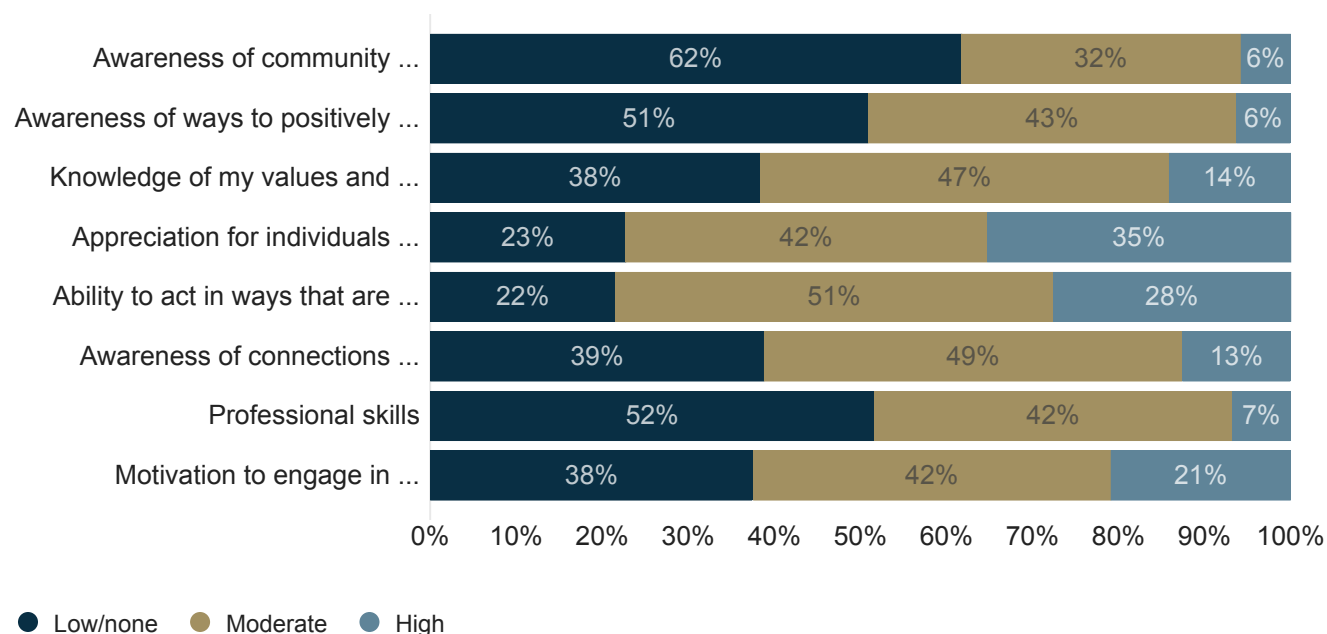
Field	Choice Count
0 hours per semester	99
1-5 hours per semester	117
6-10 hours per semester	68
11-15 hours per semester	33
16-20 hours per semester	28
21 or more hours per semester	49
Total	394

Please rate yourself on the skills and knowledge in the following statements. Please give yourself two different scores, one score for when you started at UC Merced, and a second score for today.

Note: Question text in the figure is truncated, but full text is included in the table below.

This page: When you started at UC Merced

Next page: Today



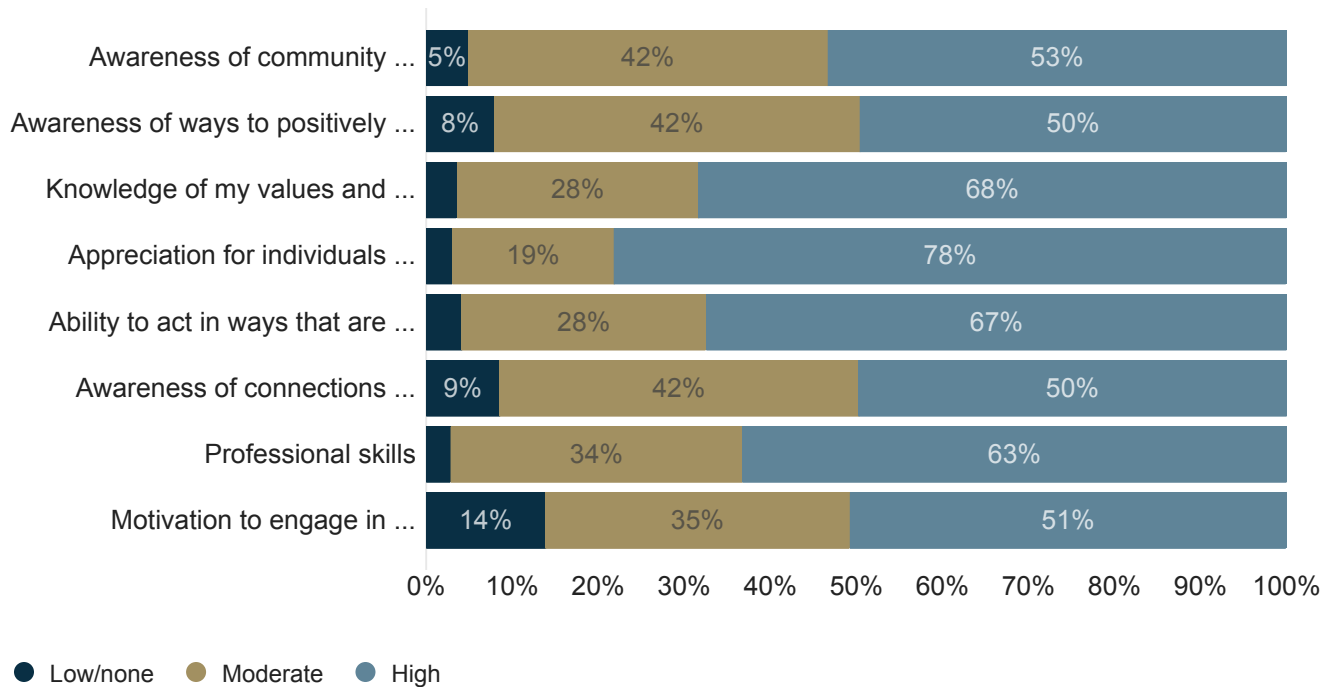
Field	Low/none	Moderate	High
Awareness of community needs/issues	245	129	23
Awareness of ways to positively impact community needs/issues	201	169	25
Knowledge of my values and interests	152	188	56
Appreciation for individuals different from myself (e.g., different cultural background, socioeconomic status, etc.)	90	167	140
Ability to act in ways that are consistent with my values	85	201	109
Awareness of connections between community service and academic learning/coursework	154	193	50
Professional skills	205	165	27
Motivation to engage in community service	149	165	83
Total	1281	1377	513

Please rate yourself on the skills and knowledge in the following statements. Please give yourself two different scores, one score for when you started at UC Merced, and a second score for today.

Note: Question text in the figure is truncated, but full text is included in the table below.

Previous page: When you started at UC Merced

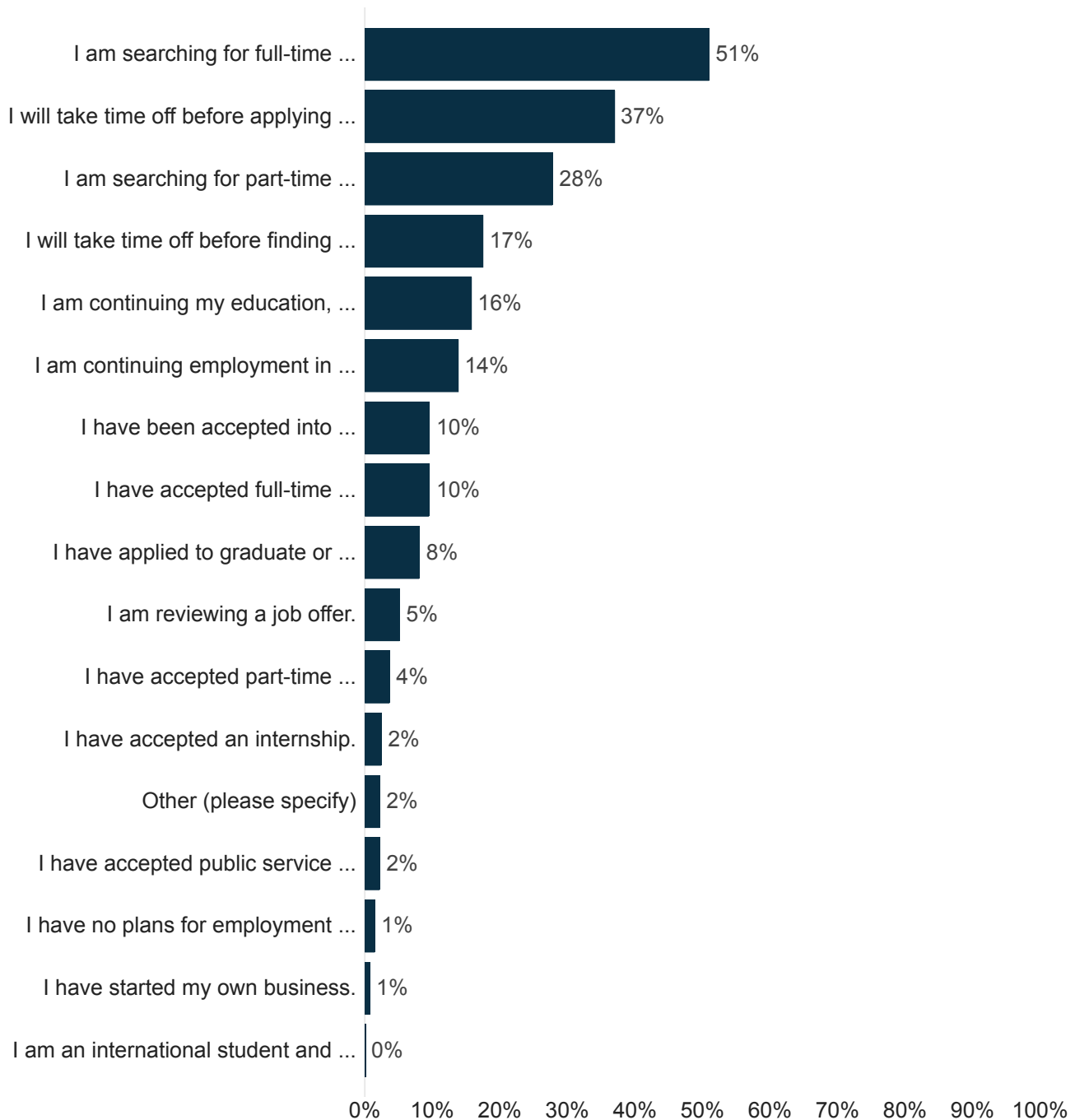
This page: Today



Field	Low/none	Moderate	High	Total
Awareness of community needs/issues	19	163	208	390
Awareness of ways to positively impact community needs/issues	31	166	194	391
Knowledge of my values and interests	14	109	266	389
Appreciation for individuals different from myself (e.g., different cultural background, socioeconomic status, etc.)	12	73	305	390
Ability to act in ways that are consistent with my values	16	111	263	390
Awareness of connections between community service and academic learning/coursework	33	162	193	388
Professional skills	11	132	246	389
Motivation to engage in community service	54	138	198	390

What are your current post-graduation plans? (Please select all that apply.)

Note: Question text in the figure is truncated, but full text is included in the table below.



What are your current post-graduation plans? (Please select all that apply.)

Field	Choice Count
I am searching for full-time employment.	207
I will take time off before applying to graduate school.	150
I am searching for part-time employment.	113
I will take time off before finding a job.	71
I am continuing employment in my current job.	56
I am continuing my education, but not in graduate school (e.g. second bachelor's, license, certification/credential, etc.).	64
I have been accepted into graduate or professional school.	39
I have accepted full-time employment at a new employer.	39
I have applied to graduate or professional school, but have not yet been accepted.	33
I am reviewing a job offer.	21
Other (please specify)	9
I have accepted part-time employment at a new employer.	15
I have accepted an internship.	10
I have accepted public service employment (military, Peace Corps, Teach for America, etc.).	9
I have no plans for employment (e.g. homemaker, traveling, volunteer, retired, etc.)	6
I have started my own business.	3
I am an international student and will return to my home country.	0
Total	845

Q1_16 What are your current post-graduation plans? (Other)

Note: Only open-ended Other responses are summarized below. Numbers indicate frequencies for responses given by more than one student. (n=18 responses)

Apply for graduate school (2)
Apply to grad school next year
Applying to Medical school
Employed travel
farming internships through WWOOF
get the hell out of merced
I am conducting research until I leave for medical or grad school
looking at internships
MED SCHOOL
Obtain Driver's License, take Graduate Record Examination
Substitute teaching
The revolution
traveling!
Unsure
Volunteering

You said you are currently employed. What are the details of your employment?

Note: Only respondents who said they obtained employment or an internship could answer this question. Numbers in parentheses indicate frequencies for responses given by more than one respondent. (n=138 responses)

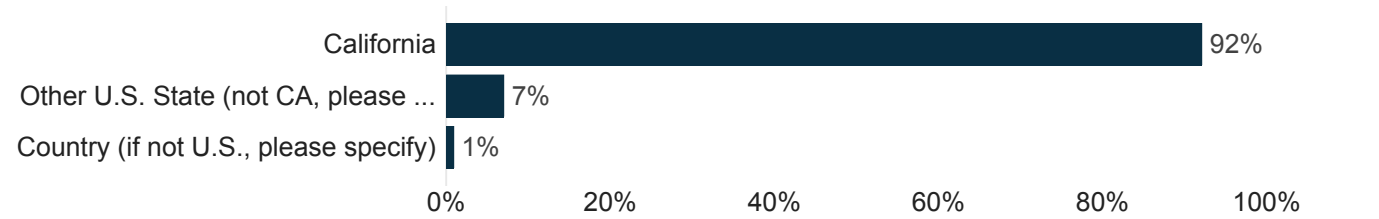
Accenture	Golden State Warriors
Action Urgent Care	Google
Admissions	Harpoon Therapeutics
Alameda County Water District	Home Depot
Americorps FEMA	Hot Topic/ Torrid
Anatamage	JB Hunt
Apple (2)	Kaiser Permanente
Aspiranet	Kappa Kappa Gamma Fraternity
Autism Intervention Professional	Kayla
Autism Learning Partners (3)	Lawrence Livermore National Laboratory
AXA advisors	Leadership and Community Engagement
BAE Systems	Lewis and Joan Platt Family YMCA
Bank of America	Livermore Valley Joint Unified School District
Behavioral Autism Therapies (BAT)	Lockheed Martin
Bihai	Lodestone
Brown and Caldwell	Long Beach Memorial Care
Building Young Leaders	McDonalds
California Autism Center and Learning Group	Merced County
California Cryobank Life Sciences	Merced County Office of Education-ASSETS
California State Assembly	Merced Union School District
California Teaching Fellows Foundation (3)	Michael Lee
Carrie Kouadio	Nathaniel Garcia
Catholic Charities	NBC Sports Bay Area
Center for Human Services	Northrop Grumman (2)
Central Valley Nissan	Pandora Media
Ceres Unified School District	Paradise Tomato kitchens
Chili's	Planada Elementary school District
City of Santa Barbara	Price Automotive
City Year (2)	Pwc
Codding Enterprises	Randstad
Collins Aerospace	Regal Technology Partners
Constellation Brands	Revature
Costco	Ross Stores (2)
Department of Water Resources	Sarah Kurtz
Dr. Chen	SaveMart Supermarkets
East Bay Consortium of Educational Inc.	Scribe America (4)
East Oakland Boxing Association	Sensient Natural Ingredients
Emberz	Sherwin Williams (2)
Eurofins DiscoverX	Sound Physicians
Eva de Alba-Bastarachea	SSHA
Exbon Development Inc	Stanford University
Genomic Health	Stanislaus County
Give Every Child A Chance	Starbucks

Stergios Roussos
Sunnyvale Department of Public Safety
Tammy McNamara
Target
Teach for America
Timothy S Johnston
Troon Golf
U.S Army CERDEC
UC Davis
UC Merced (6)
UC Merced Campus Bookstore
UC Merced CARE Office
UC Merced Library
UC Merced Mail and Document Services

UC Merced Office of Admissions
UC Merced OIT
UC Merced Recycling Center
UC Merced Robotics Lab
US Army
US intelligence agency
USAF
Vituity
Walmart
Walt Disney World
Western Union
Wonderful Education
Workday (2)
Yelp

Location - State (or country, if not U.S.)

Note: Only respondents who said they obtained employment or an internship could answer this question. Question text in the figure is truncated, but full text is included in the table below.



Field	Choice Count
California	105
Other U.S. State (not CA, please specify)	8
Country (if not U.S., please specify)	1
Total	114

Other US State (not CA, please specify) (N=9):

- Alabama
- District of Columbia
- FLORIDA
- Iowa
- Maryland
- Ohio
- Pennsylvania
- Texas (2)

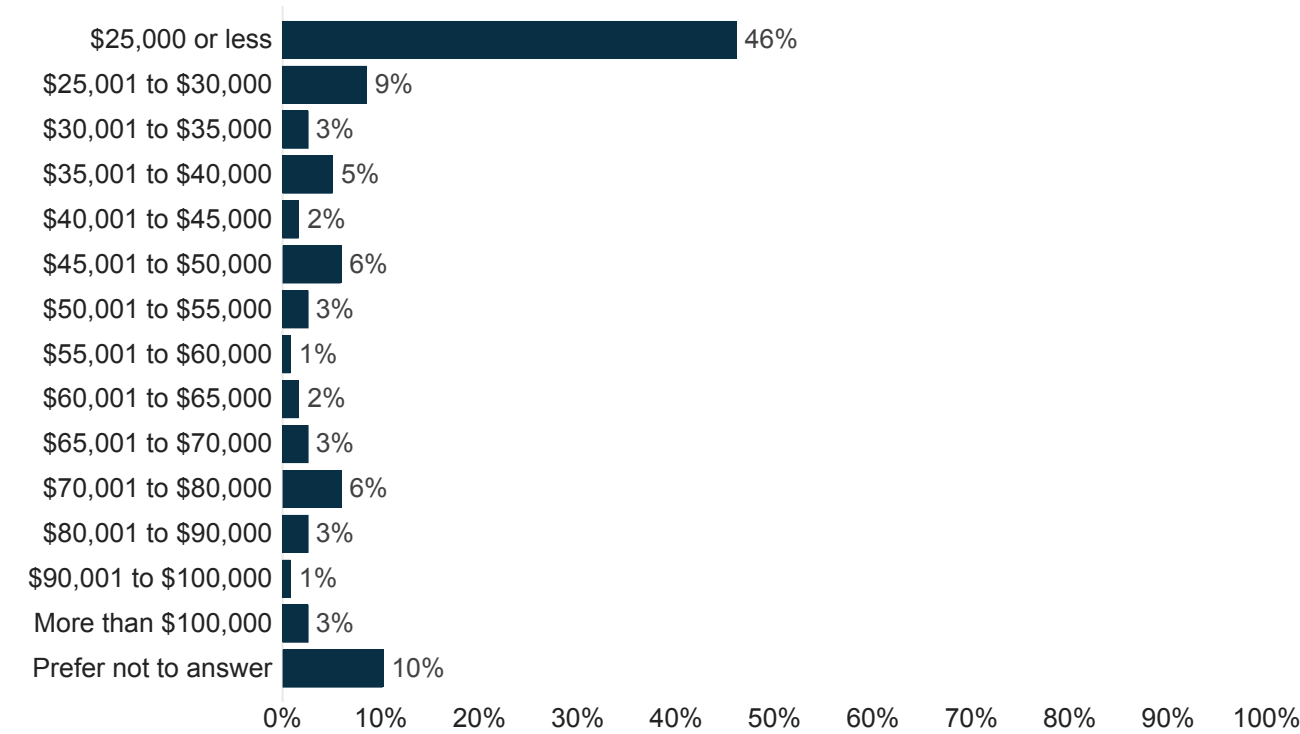
Other Country (n=1)

Note: This is the response given by the student.

United States

Approximate salary (per year):

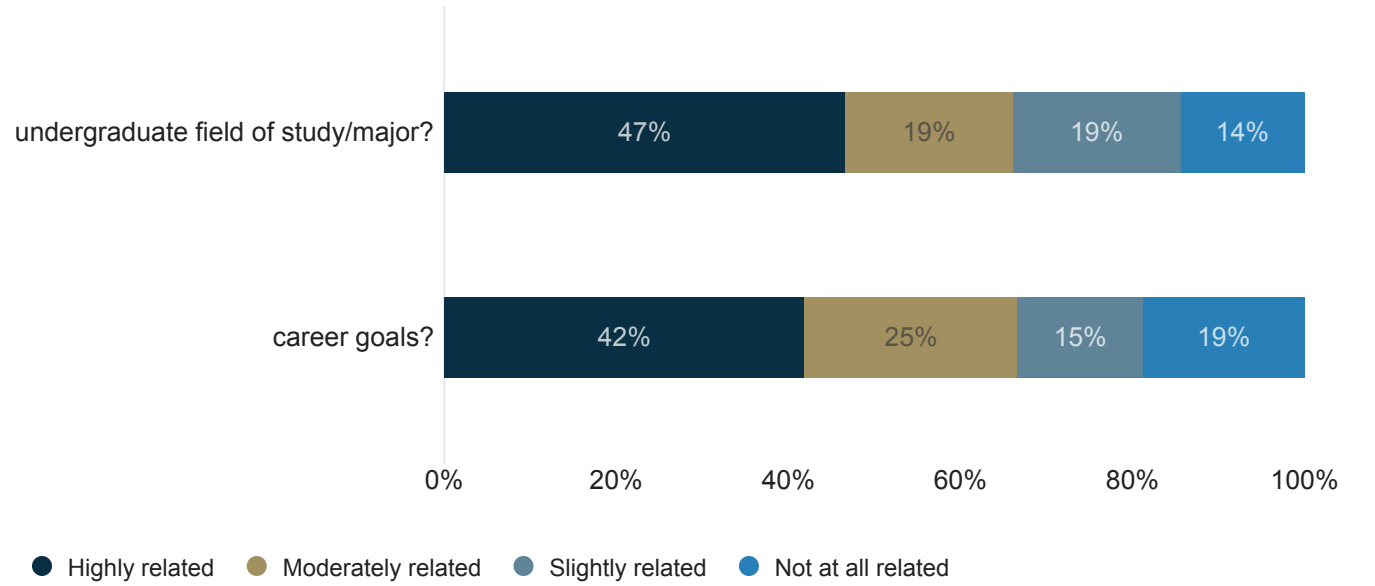
Note: Only respondents who said they obtained employment or an internship could answer this question.



Field	Choice Count
\$25,000 or less	54
\$25,001 to \$30,000	10
\$30,001 to \$35,000	3
\$35,001 to \$40,000	6
\$40,001 to \$45,000	2
\$45,001 to \$50,000	7
\$50,001 to \$55,000	3
\$55,001 to \$60,000	1
\$60,001 to \$65,000	2
\$65,001 to \$70,000	3
\$70,001 to \$80,000	7
\$80,001 to \$90,000	3
\$90,001 to \$100,000	1
More than \$100,000	3
Prefer not to answer	12
Total	117

How closely related is this job to your:

Note: Only respondents who said they obtained employment or an internship could answer this question.

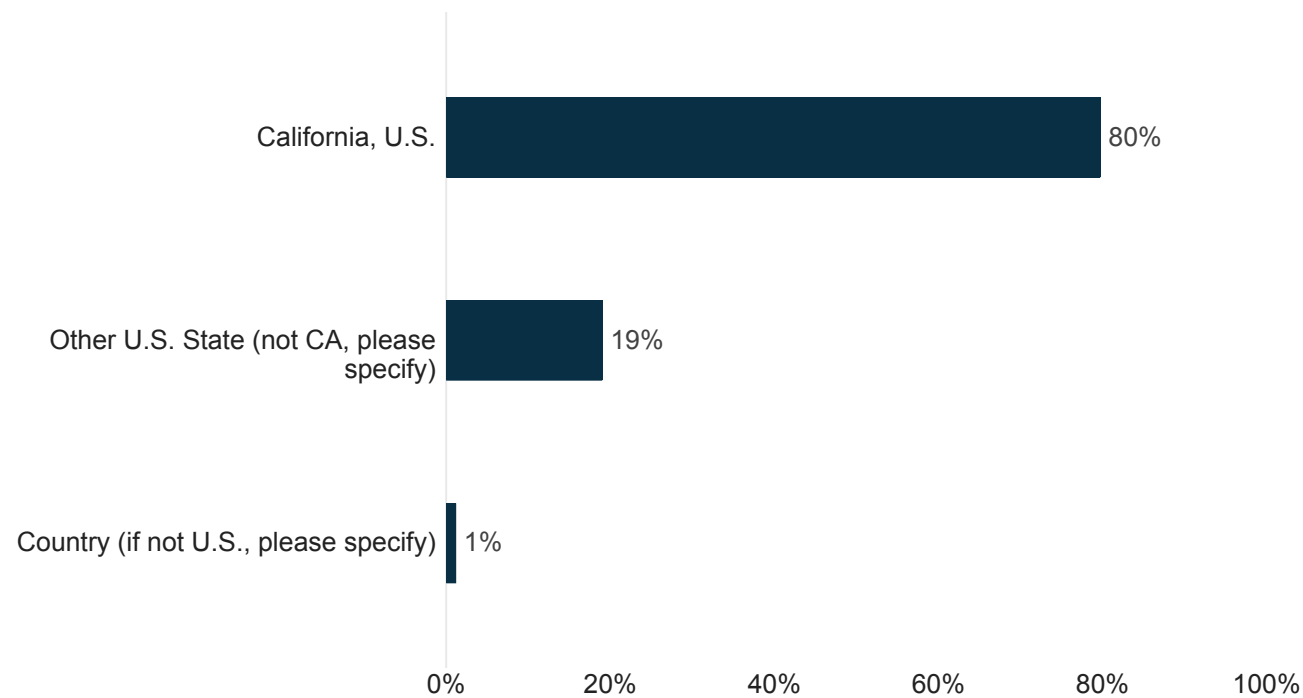


Field	Highly related	Moderately related	Slightly related	Not at all related	Total
undergraduate field of study/major?	55	23	23	17	118
career goals?	49	29	17	22	117

You said you are currently continuing your education since obtaining your undergraduate degree from UC Merced. Please provide some information about this education below.

Note: Only respondents who said they were continuing their education could answer this question. Other responses are included on next page.

Location - State (or country, if not U.S.)



Field	Choice Count
California, U.S.	67
Other U.S. State (not CA, please specify)	16
Country (if not U.S., please specify)	1
Total	84

You said you are currently continuing your education since obtaining your undergraduate degree from UC Merced. Please provide some information about this education below.

Location - State

Note: Only respondents who said they were continuing their education could answer this question. (N=14)

Alabama
Illinois
Indiana
Minnesota
Missouri
New Hampshire (2)
New York (2)
Oregon
Seattle
South Carolina
VA

Location - Country

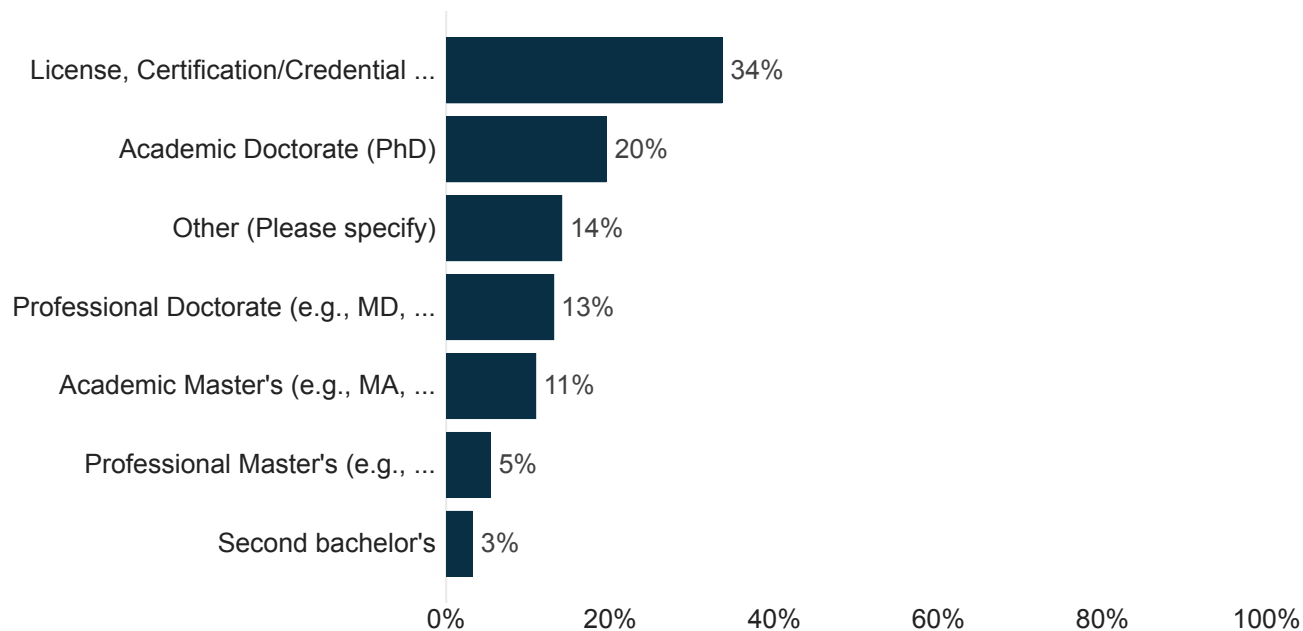
Note: Only respondents who said they were continuing their education could answer this question. (N=1)

Japan

You said you are currently continuing your education since obtaining your undergraduate degree from UC Merced. Please provide some information about this education below.

Degree Pursuing

Note: Only respondents who said they were continuing their education could answer this question. Other responses are included on next page.



Field	Choice Count
License, Certification/Credential (please specify)	31
Academic Doctorate (PhD)	18
Other (Please specify)	13
Professional Doctorate (e.g., MD, JD, EdD, PharmD, DVM, DDS, PsyD)	12
Academic Master's (e.g., MA, MS, MFA)	10
Professional Master's (e.g., MBA, MLS, MSW)	5
Second bachelor's	3
Total	92

You said you are currently continuing your education since obtaining your undergraduate degree from UC Merced. Please provide some information about this education below.

License, Certification/Credential (please specify):

Note: Only respondents who selected they plan to pursue a license, certification or credential answered this question. (n=29 responses)

3d Mechanical design, CSWA Solidworks
 ASL Interpreter
 certification
 clemency medical technician certification
 Clinical Laboratory Scientist (2)
 CNA
 CPA (2)
 EMT
 Engineering In Training
 License to become a therapist
 Medical Assistant (2)
 Multiple Subject
 Paralegal (2)
 Post Baccalaureate
 Pre-med certificate
 Registered Nurse
 Single Subject Math Credential
 Spanish
 Teaching Credential (7)

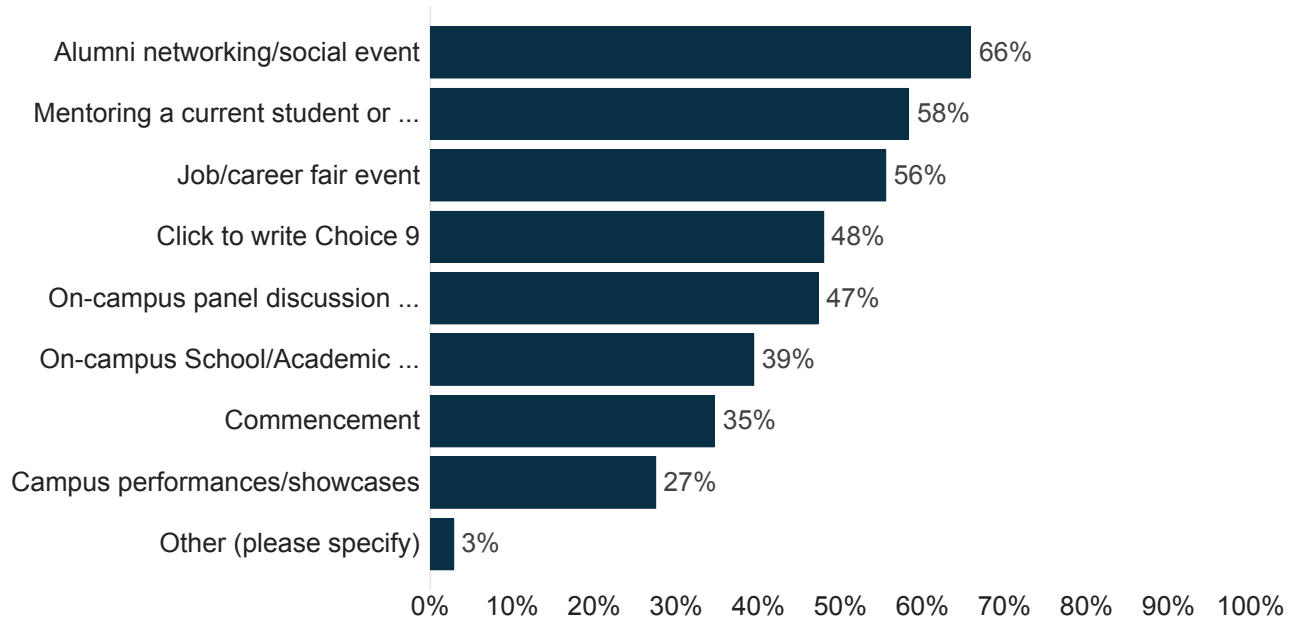
You said you are currently continuing your education since obtaining your undergraduate degree from UC Merced. Please provide some information about this education below.

Other (please specify):

Note: Only respondents who said they were continuing their education and selected "Other" could answer this question (n=12 responses).

Additional coursework for Physician's Assistant program	MM
Associate in Diagnostic Medical Sonography	More classes
MA and teaching credentials	MPH
BSN	Not pursuing a degree
Finishing my degree	Optometry degree (OD)
MA and teaching credentials	PA
	title of software developer

We would like to engage our alumni in activities that enrich the UC Merced student experience. Please select the on-campus activities listed below in which you would be interested in participating. (Select all that interest you)



Field	Choice Count
Other (please specify)	9
Campus performances/showcases	87
Commencement	110
On-campus School/Academic Program event	125
Click to write Choice 9	152
On-campus panel discussion (e.g., career advice panel)	150
Job/career fair event	176
Mentoring a current student or alumna/us	185
Alumni networking/social event	209
Total	1203

We would like to engage our alumni in activities that enrich the UC Merced student experience. Please select the on-campus activities listed below in which you would be interested in participating. (Select all that interest you) (Other)

Note: Only open-ended Other responses are summarized on this page. Numbers indicate frequencies for responses given by more than one student (n=11)

advise (AIAA) DBF team

Any

Bringing my company back to inform students and recruit students

Capstone

Club Events

Freshman connection

Giving prospective students the inside scoop on how exploitative this school is

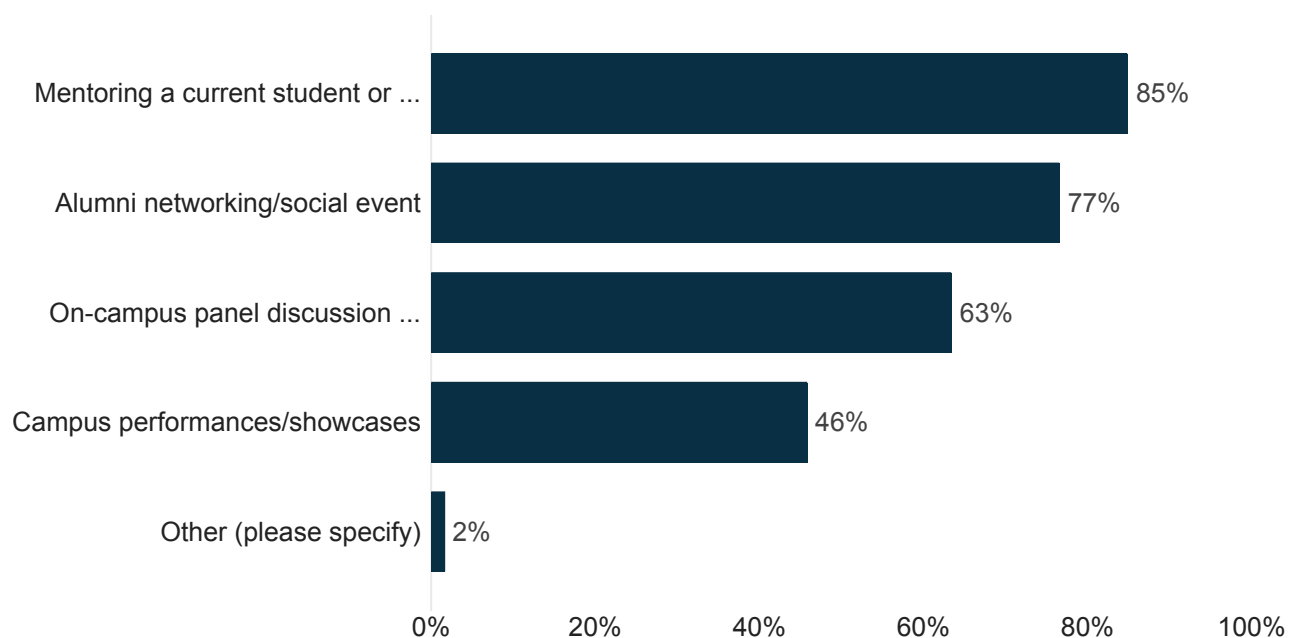
Moving so N/A

noooooope

Science communication

Undocumented Student related issues

Please select the regional activities in the area near where you live listed below in which you would be interested in participating. (Select all that interest you)



Field	Choice Count
Other (please specify)	5
Campus performances/showcases	143
On-campus panel discussion (e.g., career advice panel)	198
Alumni networking/social event	239
Mentoring a current student or alumna/us	265
Total	850

Please select the regional activities in the area near where you live listed below in which you would be interested in participating. (Select all that interest you) (Other) (N=3)

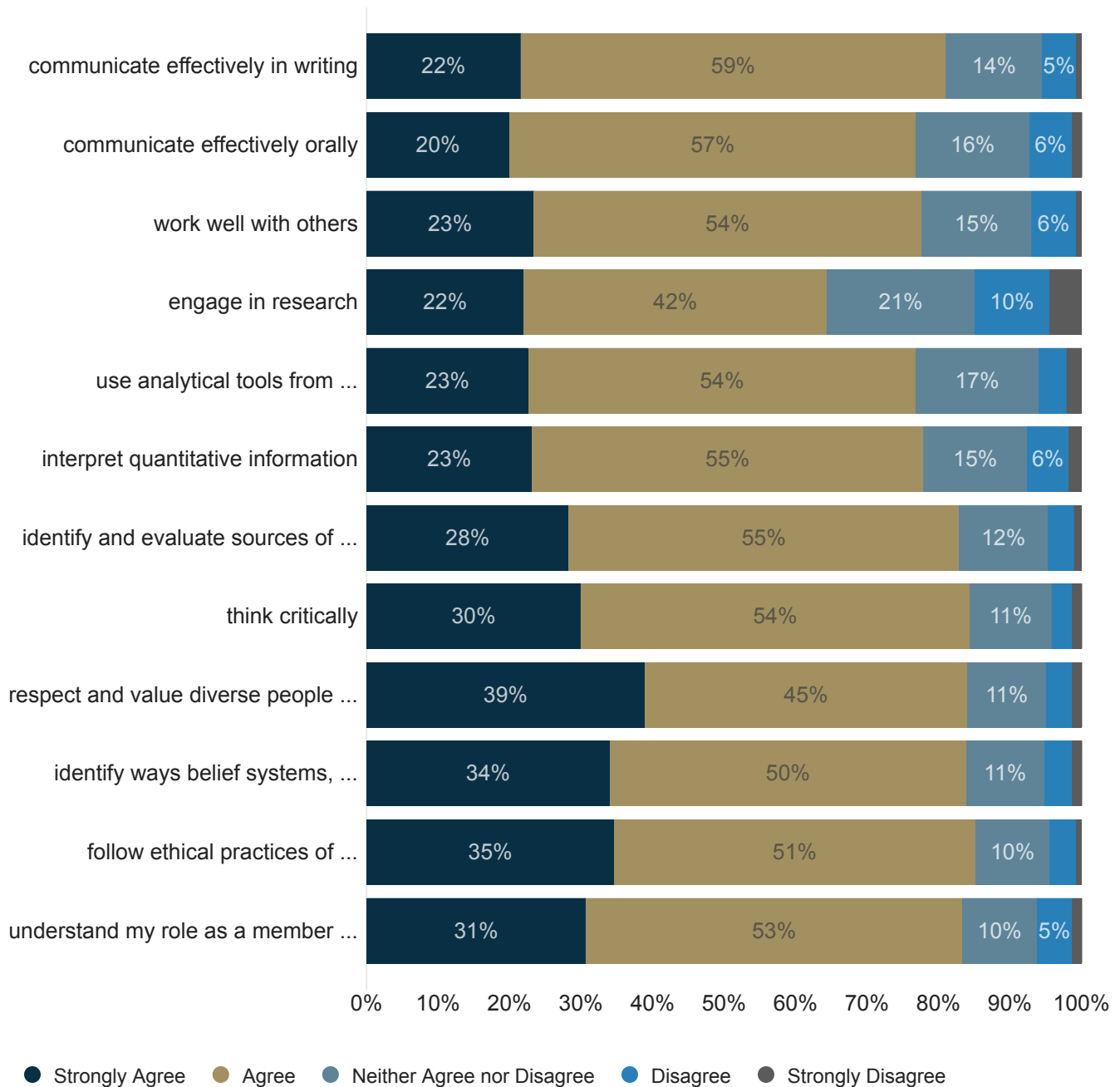
Any

N/A

none, im not coming back

Please indicate your level of agreement with the following: My General Education courses made an important contribution to my ability to ...

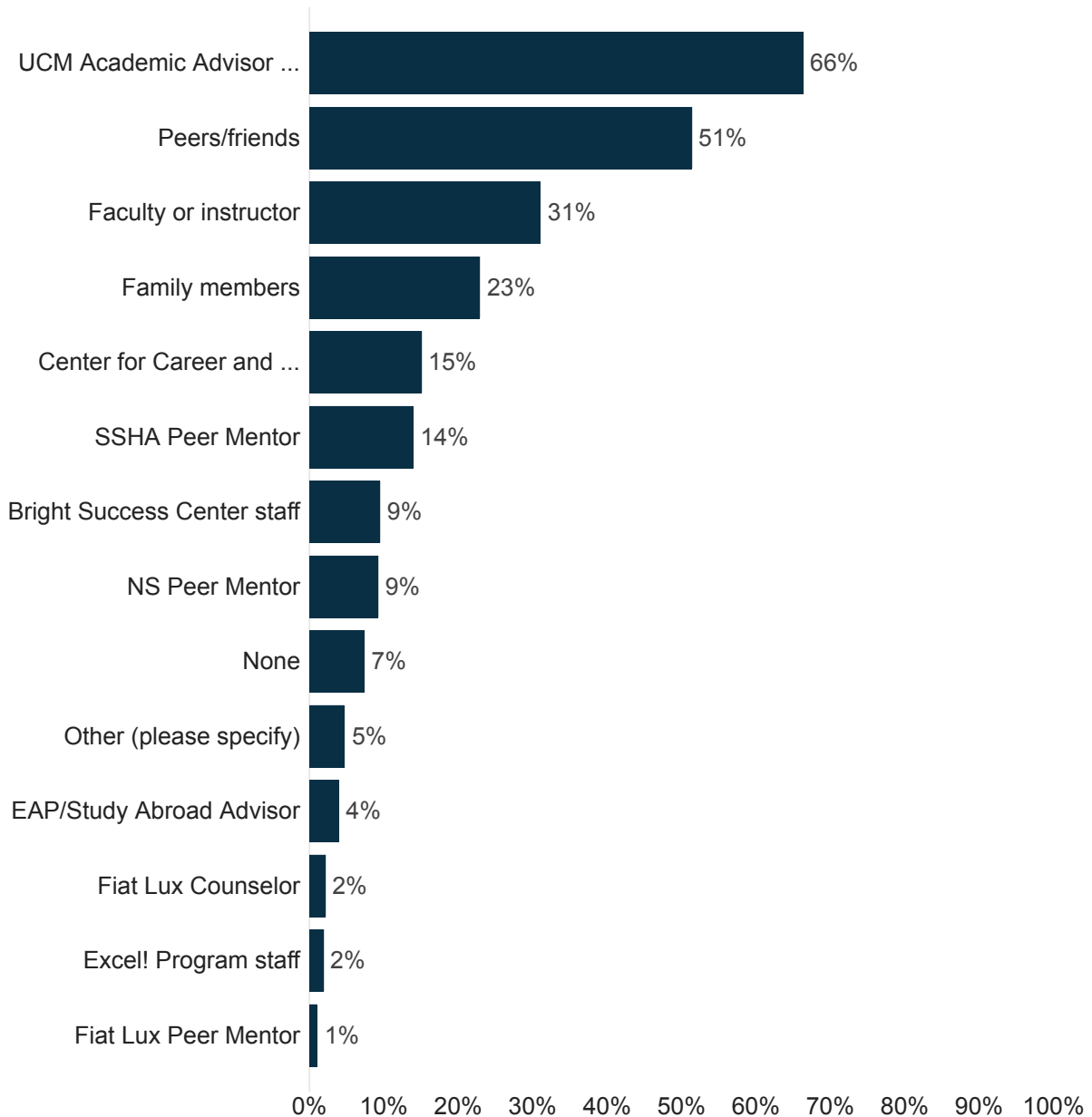
Note: Question text in the figure is truncated, but full text is included in the table below.



Field	Strongly Agree	Agree	Neither Agree nor Disagree	Disagree	Strongly Disagree	Total
communicate effectively in writing	83	229	52	18	3	385
communicate effectively orally	77	219	61	23	5	385
work well with others	90	209	59	24	3	385
engage in research	84	162	79	40	17	382
use analytical tools from scientific, social scientific, and humanistic disciplines	87	208	66	15	8	384
interpret quantitative information	89	210	56	22	7	384
identify and evaluate sources of information	109	210	48	14	4	385
think critically	115	209	44	11	5	384
respect and value diverse people and perspectives	149	173	42	14	5	383
identify ways belief systems, social structures, and ways of thinking interact	131	192	42	15	5	385
follow ethical practices of community and profession	133	194	40	14	3	384
understand my role as a member of an academic community	118	203	40	19	5	385

In the past year, from whom did you seek advice to plan your academic path to graduation, including your major and/or minor? (select all that apply)

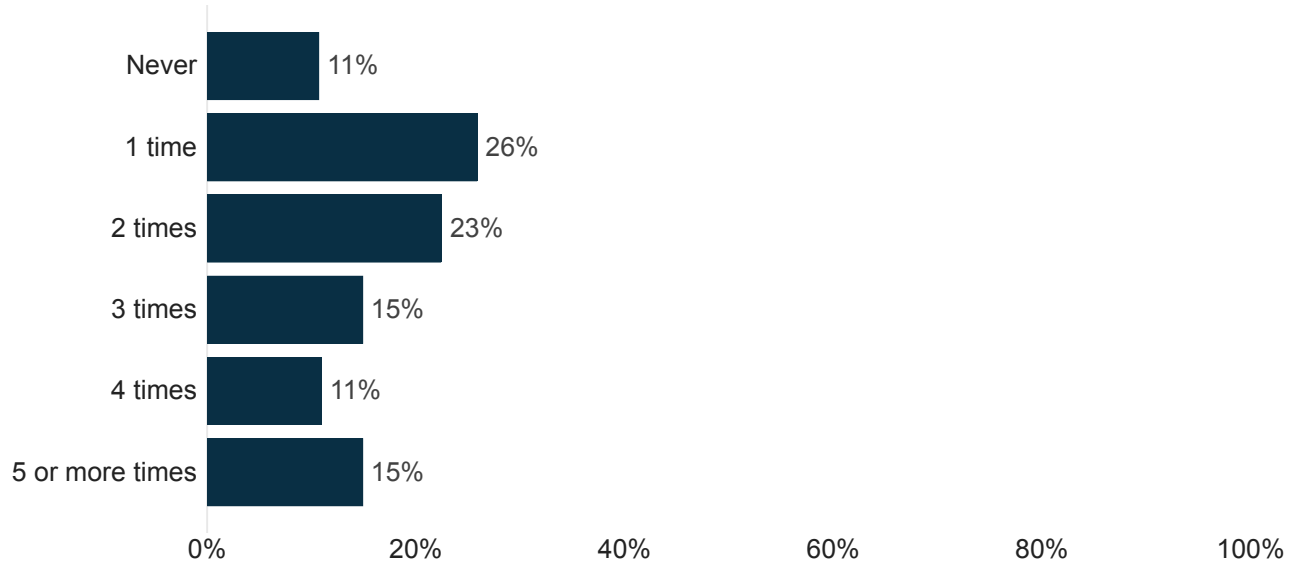
Note: Question text in the figure is truncated, but full text is included in the table below. Other responses are included below.



In the past year, from whom did you seek advice to plan your academic path to graduation, including your major and/or minor? (select all that apply)

Field	Choice Count
UCM Academic Advisor (professional staff member in your School	252
Peers/friends	195
Faculty or instructor	118
Family members	87
Center for Career and Professional Advancement staff	57
SSHA Peer Mentor	53
Bright Success Center staff	36
None	28
NS Peer Mentor	35
Other (please specify)	18
EAP/Study Abroad Advisor	15
Fiat Lux Counselor	8
Excel! Program staff	7
Fiat Lux Peer Mentor	4
Total	913

In the past year, how often did you visit a UC Merced academic advisor (a professional staff member in your School)?



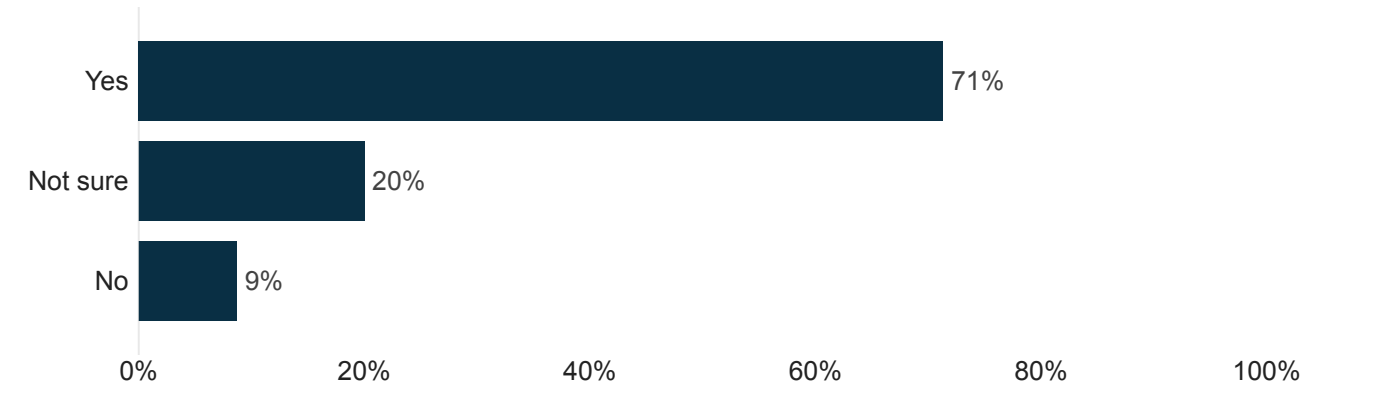
Field	Choice Count
Never	41
1 time	99
2 times	86
3 times	57
4 times	42
5 or more times	57
Total	382

In the past year, from whom did you seek advice to plan your academic path to graduation, including your major and/or minor? (select all that apply)

Note: Only open-ended Other responses are summarized on this page (n=26 responses). Numbers indicate frequencies for responses from more than one respondent.

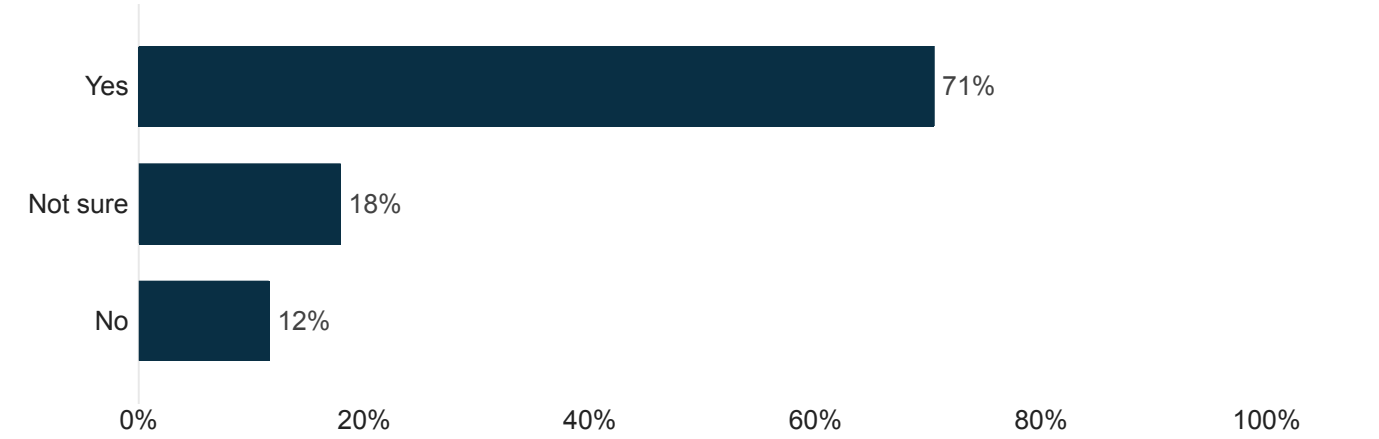
alumni
Bright Success Center Mentor
CalTeach
CAPS
Counselor
Friends
God
Graduate Student Mentors, UROC staff
Medical Student
My high school alumni association
Myself (5)
NSED
Online
student first center, DARTS
Transfer Returning Veterans Program (3)
UROC
Website
W-STEM Mentor

Would you chose UC Merced again if you were starting college all over?



Field	Choice Count
Yes	271
Not sure	76
No	33
Total	380

Would you chose the same major(s) if you were starting college all over again?



Field	Choice Count
Yes	268
Not sure	68
No	44
Total	380