

2018 Undergraduate Alumni Journey Survey - 3 Years Post-Graduation Respondents
Prepared by Institutional Research and Decision Support
Last Updated: September 10, 2018

Response Rate: Of the 3273 alumni invited to complete the survey, 811 (25%) provided partial or complete responses. Because respondents could skip questions, response rates varied by question.

Administration: The survey was available to undergraduate alumni who graduated from UC Merced during the 2012-13 (5 years post graduation), 2014-15 (3 years post graduation), and 2016-17 (1 year post graduation) academic years. The survey was available between May 29, 2017 and August 12, 2018. As an incentive, respondents were entered into one or more drawings to receive \$1000 total in Amazon e-gift cards (30 \$25 gift cards; 1 \$50 gift card; 2 \$100 gift cards) and all respondents received a promotion code for 15% off their purchase at the Campus Bookstore. Alumni were emailed at up to 2 email addresses on record and efforts were made to ensure that once the survey was completed at one email address that the alum would no longer be emailed at the other. Survey publicity and outreach were coordinated across IRDS and Alumni Relations and consisted of an email campaign and Facebook posts. A survey landing page was also used in publicity materials (alumni.ucmerced.edu/survey).

Respondent Characteristics: Please refer to Tables 1-3 for respondent characteristics, including formation about the representativeness of the respondent sample relative to the invitee population. The sample was representative though there were some differences across majors - though much of this variability may be due to small group sizes, which have large impacts on percentages.

Other Notes:

Number of responses: Unless otherwise noted, respondents could answer each question on the survey; however, only certain respondents could complete some questions based on their prior responses. See the question notes for more information. Additionally, respondents could choose to skip questions. Thus, there will be discrepancies between the overall number of respondents and the number of respondents that answered particular questions.

Free response questions: Open-ended Other and free response question responses are not included in this report for several reasons. They require response coding to analyze, and coding schemes are often developed with a research question in mind. Additionally, in some cases free response data can inadvertently identify particular respondents who completed the survey, thus violating confidentiality. Interested parties should request these data from IRDS or other other units as indicated in the survey notes so that individual requests can be evaluated.

Data summaries: Responses to some of the questions were summarized by IRDS in static tables and figures for this report and thus cannot be filtered in Qualtrics. See the question notes for more information. Interested parties should request these data from IRDS or other other units as indicated in the survey notes.

Table 1. Student Graduation Class/Cohort and Demographics (Entire Sample)

Student Characteristic	# Invited (of 3273 total)	% Invited	# Responded (of 811 total)	% Responded	Response Rate (# responded/# invited)
Graduating Class/Cohort					
2012-13 (5 years post graduation)	911	28%	201	25%	22%
2014-15 (3 years post graduation)	1039	32%	266	33%	26%
2016-17 (1 year post graduation)	1323	40%	344	42%	26%
Entering Level					
Transfer Students	497	15%	131	16%	26%
Students Who Entered as Freshmen	2776	85%	680	84%	24%
First Generation Status					
First Generation	1982	61%	512	63%	26%
Non-First Generation	1291	39%	299	37%	23%
Pell Eligibility Status					
Pell Grant Eligible	1907	58%	493	61%	26%
Non-Pell Grant Eligible	1366	42%	318	39%	23%
Gender					
Female	1687	52%	487	60%	29%
Male	1560	48%	320	40%	21%
Unknown	26	1%	4	1%	15%

% values may not sum to 100 for a particular characteristic due to rounding error; demographic information was determined based on student status at entry (first term) at UC Merced.

Table 2. Student Demographics and Degree School(s) (Entire Sample)

Student Characteristic	# Invited (of 3273 total)	% Invited	# Responded (of 811 total)	% Responded	Response Rate (# responded/# invited)
Race/Ethnicity					
International	81	3%	17	2%	21%
Hispanic	1317	40%	360	44%	27%
African American	184	6%	47	6%	26%
American Indian	11	< 1%	2	< 1%	18%
Asian	893	27%	216	27%	24%
Pacific Islander	24	1%	1	< 1%	4%
White	574	18%	125	15%	22%
Multi-racial	121	4%	27	3%	22%
Unknown	68	2%	16	2%	24%
Student Characteristic	# Invited (of 3393 total majors)	% Invited	# Responded (of 849 total majors)	% Responded	Response Rate (# responded/# invited)
Degree School					
Engineering	563	17%	119	14%	21%
Social Sciences, Humanities, and Arts	1931	57%	508	60%	26%
Natural Sciences	899	26%	222	26%	25%

% values may not sum to 100 for a particular characteristic due to rounding error; demographic information was determined based on student status at entry (first term) at UC Merced; School counts will sum to a number larger than the number invited/responded because students with multiple majors in different schools are included multiple times.

Table 3. Student Degree Major(s) (Entire Sample)

Student Characteristic – Degree Major	# Invited (of 3393 total majors)	% Invited	# Responded (of 849 total majors)	% Responded	Response Rate (# responded/# invited)
ANTH – Anthropology	52	2%	16	2%	31%
BENG – Bioengineering	80	2%	18	2%	23%
BIOS – Biological Sciences	702	21%	172	20%	25%
CHEM – Chemical Sciences	72	2%	18	2%	25%
COGS – Cognitive Science	160	5%	43	5%	27%
CSE – Computer Science & Engineering	149	4%	24	3%	16%
ECON – Economics	124	4%	27	3%	22%
ENG – English	32	1%	10	1%	31%
ENVE – Environmental Engineering	58	2%	20	2%	34%
ESS – Earth Systems Science	28	1%	8	1%	29%
HIST – History	74	2%	16	2%	22%
LTCU – Literatures & Cultures	51	2%	11	1%	22%
MATH – Applied Mathematical Sciences	66	2%	19	2%	29%
ME – Mechanical Engineering	251	7%	50	6%	20%
MBE – Management & Business Economics	397	12%	71	8%	18%
MSE – Materials Science & Engineering	25	1%	7	1%	28%
PH – Public Health	39	1%	15	2%	38%
PHYS – Physics	31	1%	5	1%	16%
POLI – Political Science	189	6%	64	8%	34%
PSY – Psychology	617	18%	173	20%	28%
SOC – Sociology	185	5%	60	7%	32%
SPAN – Spanish	11	< 1%	2	< 1%	18%

% values may not sum to 100 for a particular characteristic due to rounding error; counts will sum to a number larger than the overall number invited/responded from Table 1 because students with multiple majors are included in counts multiple times.

Current and Preferred Contact Information

Note: all alumni could answer the questions in this section.

5 Please let us know how we can contact you.

Note: Note: Only responses for state and country are summarized below. Contact IRDS or Alumni Relations if you require more information.









92% of alumni currently live in California

State/Country of Residence	Percent
California	92%
Other US State: Alabama, Arizona, Colorado, Florida, Georgia, Hawaii, Illinois, Indiana, Missouri, Minnesota, North Carolina, New York, New Hampshire, Nevada, Ohio, Oklahoma, Oregon, Pennsylvania, Rhode Island, Texas, Utah, Virginia, Washington, Washington DC, Wisconsin	8%
Outside of US: China, Japan, United Kingdom, Zambia	1%

% values may not sum to 100 due to rounding error; only 733 (90%) of alumni who took the survey answered this question.

6 How do you prefer to learn about alumni programs, events, and services? (select all that apply)

Note: Open-ended Other responses for this question are not included in this report. Contact IRDS to request these responses.

#	Answer	Bar	Response	%
1	Email		229	88%
2	U.S. Postal Service		31	12%
3	Text message		16	6%
4	Phone call		1	0%
5	Facebook		21	8%
6	Twitter		7	3%
7	UC Merced website		16	6%
8	LinkedIn		18	7%
9	Other (please specify)		1	0%
10	I prefer not to be contacted about alumni programs, events, or services.		19	7%
	Total		359	100%

Post-Graduate Plans and Pursuits

Note: all alumni could answer the questions in this section.



8 Please tell us about your employment status and/or additional education since graduating from UC Merced as an undergraduate. (please select all that apply)

Note: Open-ended Other responses for this question are not included in this report. Contact IRDS to request these responses.

#	Answer	Bar	Response	%
1	I am employed full-time.		171	65%
2	I am employed part-time.		30	11%
3	I am completing an internship.		8	3%
4	I started my own business.		8	3%
5	I am employed in public service employment (e.g., military, Peace Corps, Teach for America).		10	4%
6	I am searching for full-time employment.		20	8%
7	I am searching for part-time employment.		1	0%
8	I am unemployed, but not seeking employment (e.g., homemaker, traveling, volunteer, retired, etc.).		7	3%
9	I am currently enrolled in graduate/professional school.		65	25%
10	I was previously enrolled in graduate/professional school.		19	7%
11	I am currently continuing my education, but not in graduate school (e.g. 2nd bachelor's, license, certification/credential, etc.).		19	7%
12	I was previously continuing my education, but not in graduate school (e.g., 2nd bachelor's, license, certification/credential, etc.)		6	2%
13	I have applied or plan to apply to continue my education (e.g., graduate/professional school, 2nd bachelor's, license, certification/credential, etc.)		44	17%
14	I am an international student and returned to my home country.		0	0%
15	Other (Please specify)		5	2%
	Total		413	100%

Are you currently a member of or participant in any professional organizations?

Note: respondents who said "yes" could answer a subsequent question asking them to list their professional organizations. These subsequent responses are not included in this report because they were too varied to summarize. Contact IRDS to request these responses.

#	Answer	Bar	Response	%
1	Yes		52	20%
0	No		204	80%
	Total		256	100%

Additional Education - Current and Previous Pursuits








Note:only alumni who said they currently or previously pursued additional education could answer the questions in this section.

11 CURRENT Education - What is the name of the school or post-graduate institution you are attending?

Note: The responses for this question were too varied to summarize and so are not included in this report. Contact IRDS to request these responses.

CURRENT Education - Please indicate the type of credential or degree that you are currently pursuing.

Note: Open-ended Other responses for this question are not included in this report. Contact IRDS to request these responses.






#	Answer	Bar	Response	%
1	Second bachelor's		2	2%
2	Academic Master's (e.g., MA, MS, MFA)		22	27%
3	Professional Master's (e.g., MBA, MLS, MSW)		12	14%
4	Academic Doctorate (PhD)		11	13%
5	Professional Doctorate (e.g., MD, JD, EdD, PharmD, DVM, DDS, PsyD)		16	19%
6	License, Certification/Credential (please specify)		14	17%
7	Other (please specify)		6	7%
	Total		83	100%

12 PREVIOUS Education - What is the name of the school or post-graduate institution you attended?



Note: The responses for this question were too varied to summarize and so are not included in this report. Contact IRDS to request these responses.

PREVIOUS Education - Please indicate the type of credential or degree that you pursued.

Note: Open-ended Other responses for this question are not included in this report. Contact IRDS to request these responses.

#	Answer	Bar	Response	%
1	Second bachelor's		0	0%
2	Academic Master's (e.g., MA, MS, MFA)		14	61%
3	Professional Master's (e.g., MBA, MLS, MSW)		3	13%
4	Academic Doctorate (PhD)		0	0%
5	Professional Doctorate (e.g., MD, JD, EdD, PharmD, DVM, DDS, PsyD)		1	4%
6	License, Certification/Credential (please specify)		3	13%
7	Other (please specify)		2	9%
	Total		23	100%

PREVIOUS Education - Did you earn/complete the credential or degree that you pursued?

#	Answer	Bar	Response	%
1	Yes		19	83%
0	No		4	17%
	Total		23	100%

Current Employment







Note:only alumni who said they were currently employed could answer the questions in this section.

15 What are the details of your primary employment?

Note: The responses for this question were too varied to summarize and so are not included in this report. Contact IRDS or the Center for Career and Professional Advancement (CCPA) to request these responses.

Which of the following best describes the sector of your primary employment?

Note: Open-ended Other responses for this question are not included in this report. Contact IRDS or the Center for Career and Professional Advancement (CCPA) to request these responses.

#	Answer	Bar	Response	%
1	For-profit business		79	41%
2	Educational institution		56	29%
3	Government/military		18	9%
4	Nonprofit organization (non-government)		26	13%
5	Self-employed		5	3%
6	Other (please specify)		9	5%
	Total		193	100%

16 Which of the following describe your current primary occupation/occupational industry or industries? (select all that apply)

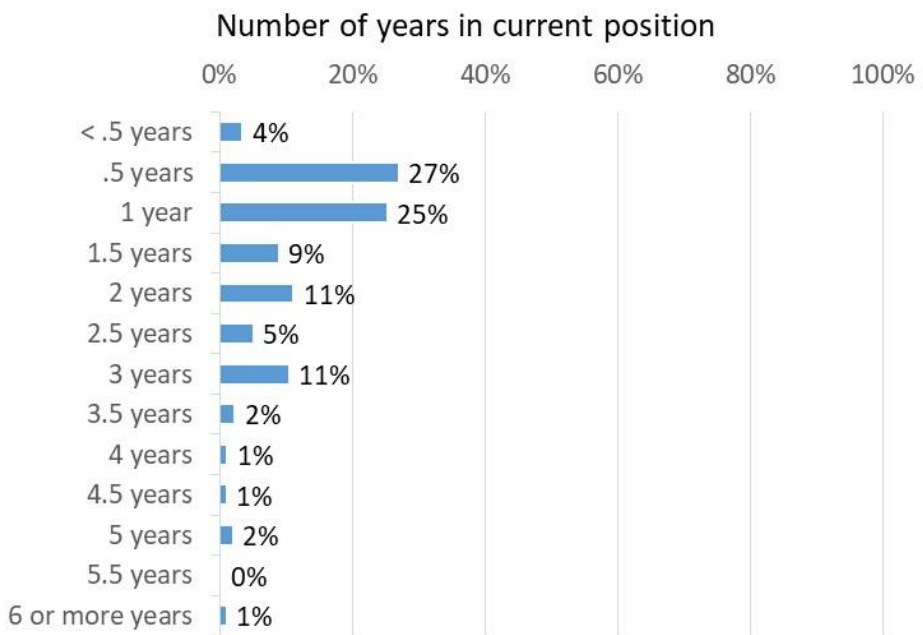
Note: Open-ended Other responses for this question are not included in this report. Contact IRDS or the Center for Career and Professional Advancement (CCPA) to request these responses.

#	Answer	Bar	Response	%
1	Accommodation & Recreation		5	3%
2	Admin & Support Services		20	10%
3	Ag/Forest		2	1%
4	Architectural Services		1	1%
5	Business Services		9	5%
6	Construction		2	1%
7	Engineering Services		18	9%
8	Environment/Sustainability		5	3%
9	Finance & Insurance		7	4%
10	Health Care		26	13%
11	Higher Education		21	11%
12	Internet & Computer Systems		6	3%
13	K-12 Education		32	17%
14	Law and Legal Services		6	3%
15	Manufacturing		10	5%
16	Marketing/Communications		6	3%
17	Mining & Utilities		1	1%
18	Museums and Historical Sites		0	0%
19	Other Education (please specify)		13	7%
20	Other Prof/Sci/Tech (please specify)		11	6%
21	Other Services (except Public Administration) (please specify)		2	1%
22	Performing Arts, Entertainment & Media		3	2%
23	Public Administration		2	1%
24	R&D, Social Sciences		4	2%
25	Real Estate, Rental, and Leasing		2	1%
26	Retail & Wholesale Trade		10	5%
27	Social Assistance		9	5%
28	Telecommunications		3	2%
29	Transportation and Warehousing		1	1%
30	Waste Management Services		0	0%
31	Other/Unknown (please specify)		17	9%
	Total		254	100%

17 How long have you been in your current position with your primary employer? Please round to the nearest 1/2 year. If you have been in this position for 6 years or more, please select 6.

NOTE: due to a Qualtrics glitch, responses to this question are summarized below for all alumni but currently cannot be filtered by alumni characteristics like graduation cohort. Contact IRDS or the Center for Career and Professional Advancement (CCPA) if you require more information. Percentages may not sum to 100% due to rounding error.

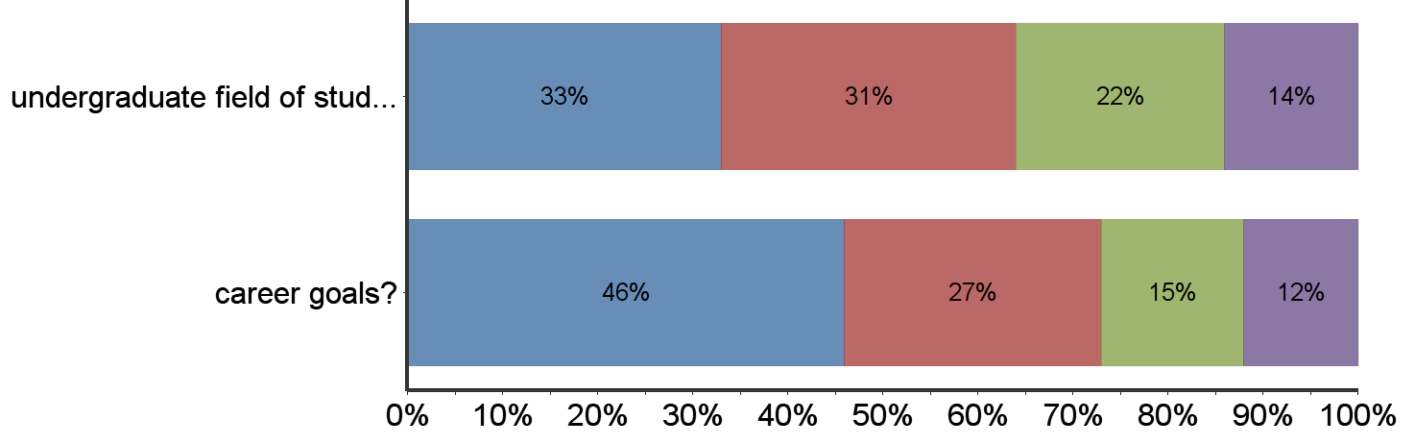
Most alumni have been in their current position for 1/2-1 year



# Years	Count
< .5 years	20
.5 years	153
1 year	143
1.5 years	51
2 years	63
2.5 years	29
3 years	60
3.5 years	13
4 years	7
4.5 years	6
5 years	12
5.5 years	1
6 or more years	6



How closely related is your primary job to your:

■ Highly related ■ Moderately related ■ Slightly related ■ Not at all related








#	Question	Highly related	Moderately related	Slightly related	Not at all related	Response
1	undergraduate field of study/major?	63	60	42	27	192
2	career goals?	87	51	29	23	190















Was a bachelor's degree required to obtain your primary job?

#	Answer	Bar	Response	%
1	Yes		137	71%
0	No		57	29%
	Total		194	100%






How satisfied are you with your current primary job?

#	Answer	Bar	Response	%
5	Very satisfied		61	31%
4	Satisfied		86	44%
3	Neutral		36	19%
2	Dissatisfied		8	4%
1	Very dissatisfied		3	2%
	Total		194	100%

What is your individual annual gross salary?

#	Answer	Bar	Response	%
1	\$25,000 or less		29	16%
2	\$25,001 to \$30,000		21	11%
3	\$30,001 to \$35,000		18	10%
4	\$35,001 to \$40,000		18	10%
5	\$40,001 to \$45,000		9	5%
6	\$45,001 to \$50,000		18	10%
7	\$50,001 to \$55,000		12	7%
8	\$55,001 to \$60,000		12	7%
9	\$60,001 to \$65,000		11	6%
10	\$65,001 to \$70,000		7	4%
11	\$70,001 to \$80,000		12	7%
12	\$80,001 to \$90,000		4	2%
13	\$90,001 to \$100,000		6	3%
14	More than \$100,000		7	4%
	Total		184	100%

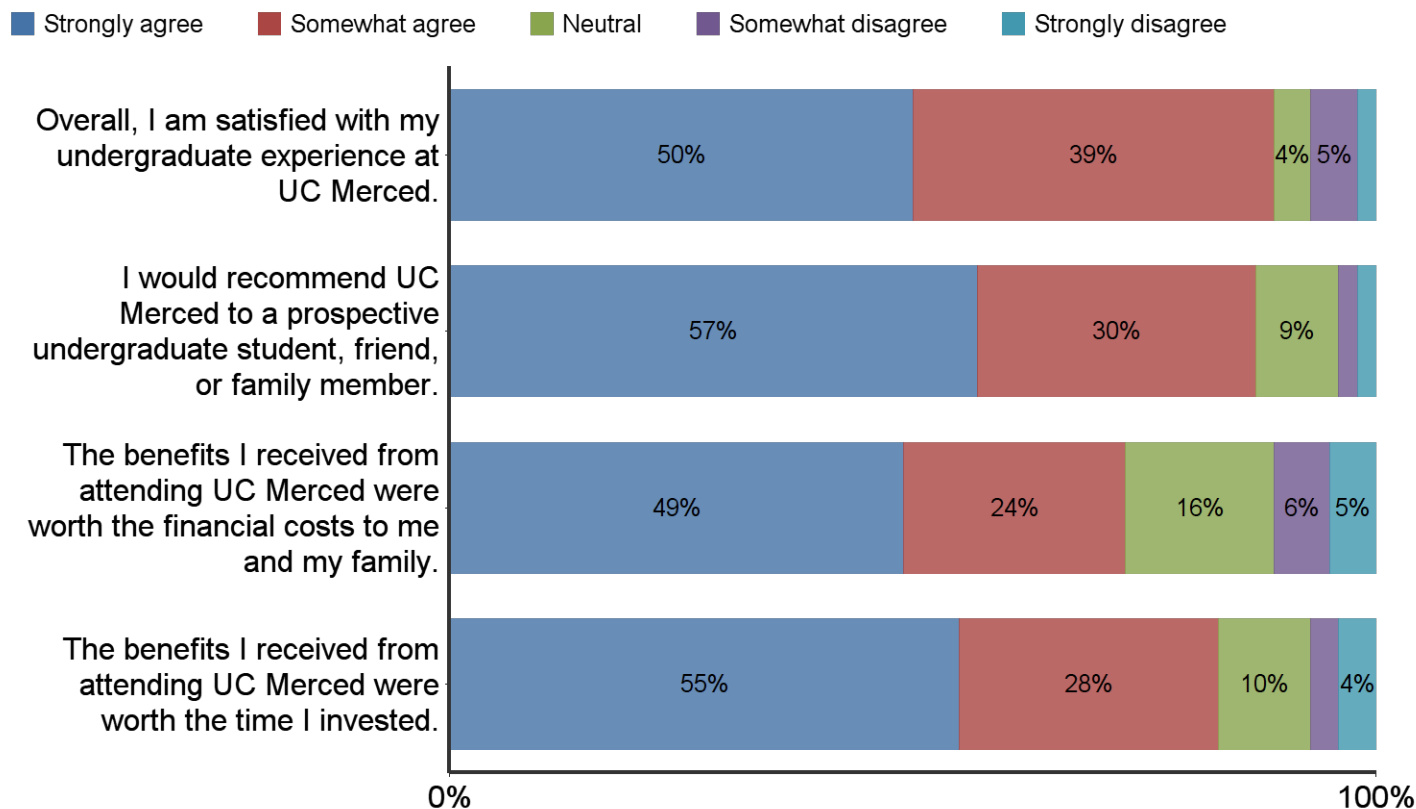
In the past year, how often have you worried about your debt and/or financial circumstances?

#	Answer	Bar	Response	%
1	Never		20	10%
2	Rarely		55	28%
3	Somewhat often		67	35%
4	Often		19	10%
5	Very often		33	17%
	Total		194	100%

Overall Satisfaction with UC Merced

Note:all alumni could answer the questions in this section.

Please indicate your agreement with each of the following statements about your experience as an undergraduate at UC Merced.



#	Question	Strongly agree	Somewhat agree	Neutral	Somewhat disagree	Strongly disagree	Response
1	Overall, I am satisfied with my undergraduate experience at UC Merced.	122	95	10	13	5	245
2	I would recommend UC Merced to a prospective undergraduate student, friend, or family member.	138	74	22	6	4	244
3	The benefits I received from attending UC Merced were worth the financial costs to me and my family.	120	58	39	15	12	244
4	The benefits I received from attending UC Merced were worth the time I invested.	133	68	24	8	10	243

What did you like most about attending UC Merced as an undergraduate? Please share any stories, memories, or experiences about your time at UC Merced.




















Note: The responses for this question were too varied to summarize and so are not included in this report. Contact IRDS or Alumni Relations to request these responses.

Your UC Merced Experience



Note:all alumni could answer the questions in this section.

26 While attending UC Merced, in which of the following did you get involved? (select all that apply)

Note: Open-ended Other responses for this question are not included in this report. Contact IRDS to request these responses.

#	Answer	Bar	Response	%
1	Academic/professional/honor society or club (e.g., Psi Chi, Pharmacy Club, Pre Health, Student Alumni Association)		71	30%
2	Community service/volunteer work (e.g., club-related, course-related, one-time project, semester-long initiative)		124	53%
3	Employment on campus		118	50%
4	Employment off campus		47	20%
5	Environmental/sustainability activity (e.g., Eco Reps, Earth Day, Eco Fest)		27	11%
6	Greek life - professional		29	12%
8	Intercollegiate Sports		20	9%
10	Multicultural/ethnic event (e.g., Ohana Luau, Holi, Carnivale du Noche)		47	20%
11	Publications/media (e.g., Prodigy, Media Cats, Undergraduate Research Journal)		22	9%
12	Recreational Sports (e.g., Intramural Sports, Fitness, Outdoor Experience Program, Sports Clubs)		55	23%
13	Student club (e.g., cultural, faith-based, dance/arts)		107	46%
14	Student government (e.g., ASUCM, RHA)		19	8%
15	Study abroad (i.e., UCEAP)		25	11%
16	Teaching training/certification (e.g., CalTeach)		7	3%
9	Internship (paid or unpaid)		40	17%
7	Greek life - social		38	16%
17	Undergraduate research (e.g., ReCESS, with faculty, UROC)		72	31%
18	Visual/performing arts (e.g., Dance Off, Soul'd Out Poetry Slam, Drag Show)		15	6%
19	Other (please specify)		14	6%
	Total		897	100%

While attending UC Merced, were you ever an officer of a student club or organization?

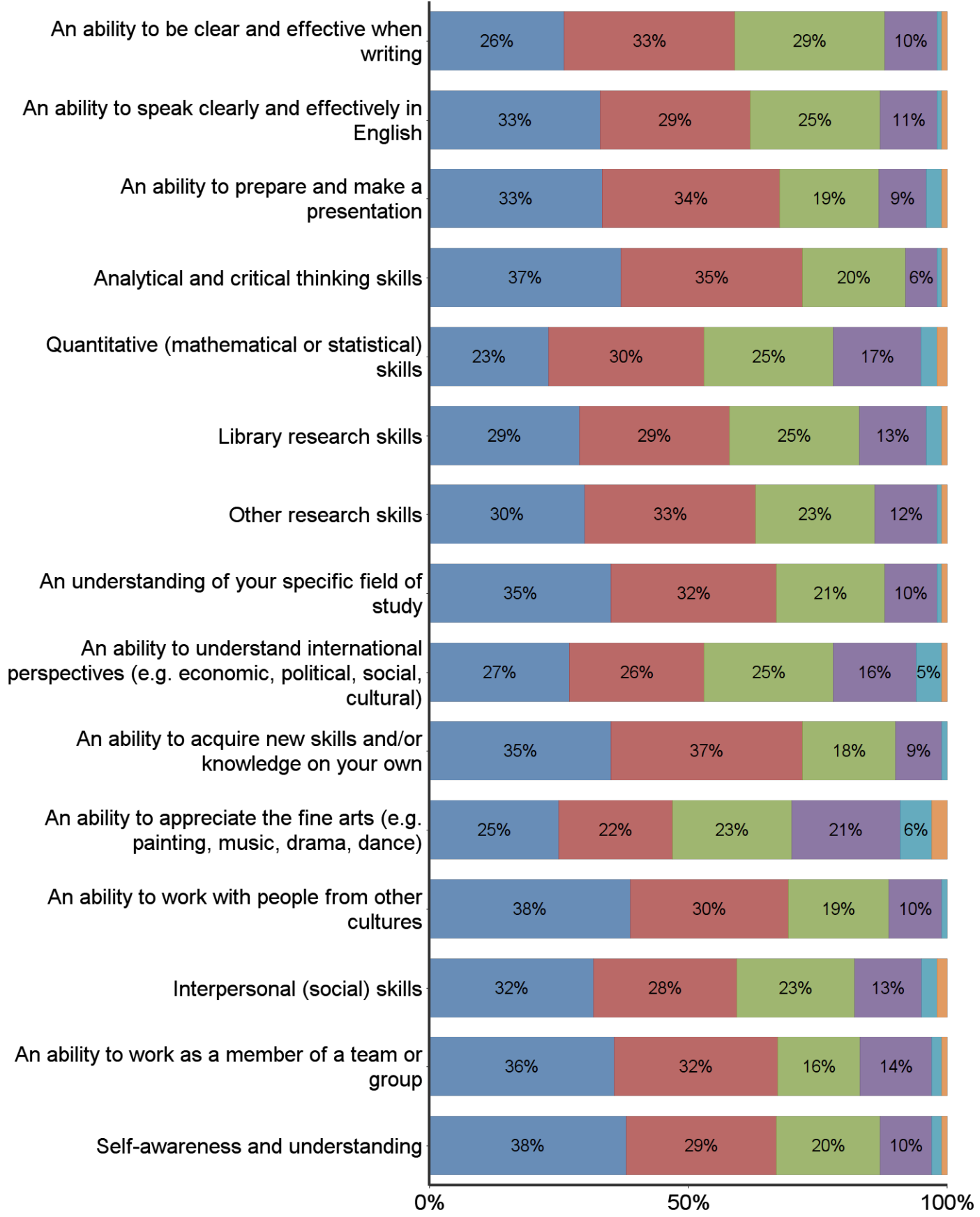
#	Answer	Bar	Response	%
1	Yes		122	50%
0	No		120	50%
	Total		242	100%

UC Merced Educational Outcomes

Note:all alumni could answer the questions in this section.

Based on what you know now, how did your undergraduate education at UC Merced prepare you for situations that require:

Excellently Very well Well Fairly Poorly Very poorly

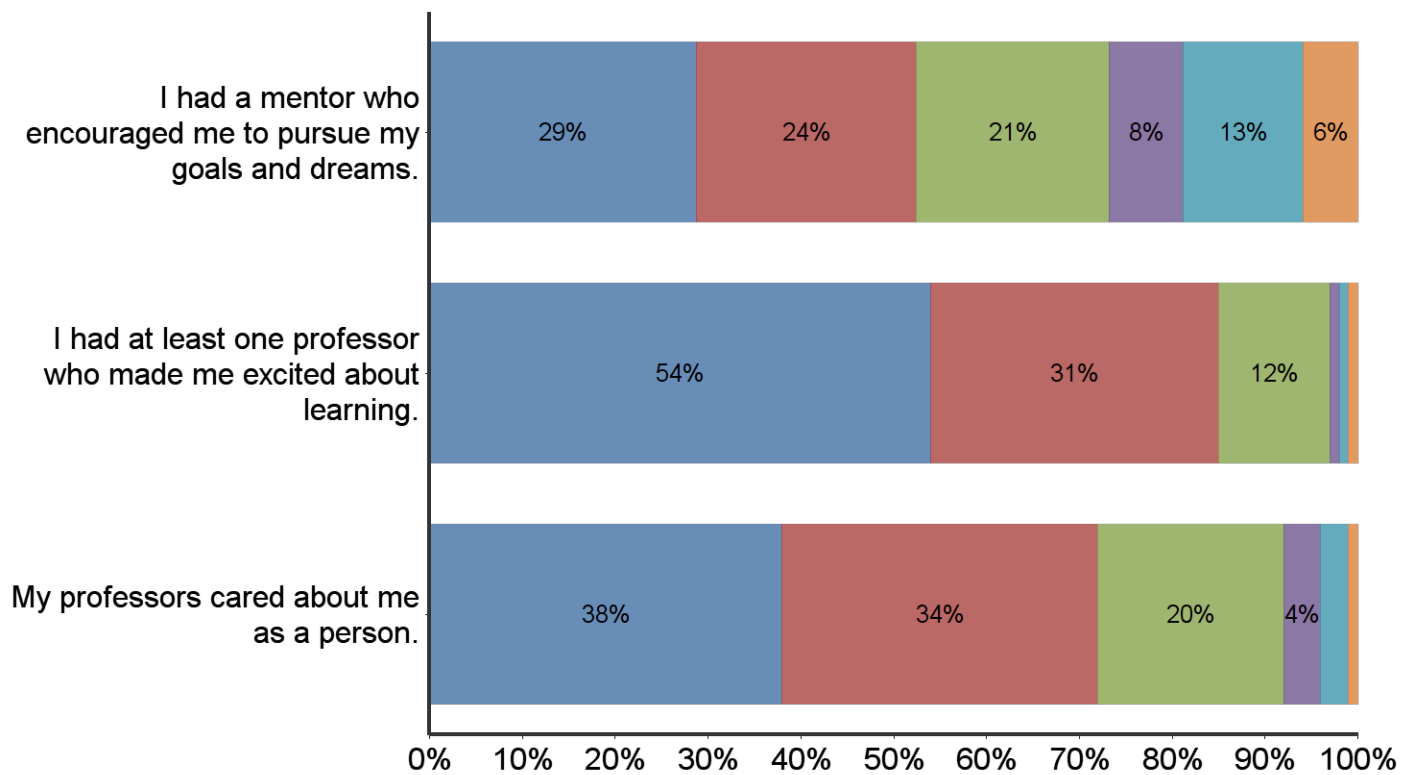


Based on what you know now, how did your undergraduate education at UC Merced prepare you for situations that require:

#	Question	Excellently	Very well	Well	Fairly	Poorly	Very poorly	Response
1	An ability to be clear and effective when writing	62	77	69	23	2	3	236
2	An ability to speak clearly and effectively in English	74	66	56	24	2	3	225
3	An ability to prepare and make a presentation	79	80	46	22	7	2	236
4	Analytical and critical thinking skills	87	84	48	14	2	2	237
6	Quantitative (mathematical or statistical) skills	52	68	58	39	7	4	228
7	Library research skills	67	66	58	29	6	3	229
8	Other research skills	69	76	52	28	2	3	230
9	An understanding of your specific field of study	81	75	50	23	3	2	234
10	An ability to understand international perspectives (e.g. economic, political, social, cultural)	61	58	56	35	11	3	224
12	An ability to acquire new skills and/or knowledge on your own	83	87	44	21	2	1	238
13	An ability to appreciate the fine arts (e.g. painting, music, drama, dance)	55	48	51	45	12	7	218
15	An ability to work with people from other cultures	88	69	44	24	3	1	229
16	Interpersonal (social) skills	73	65	52	30	6	5	231
17	An ability to work as a member of a team or group	83	75	37	32	4	2	233
18	Self-awareness and understanding	88	66	46	24	4	2	230

Please indicate your agreement with each statement below about your undergraduate educational experience at UC Merced.

Strongly agree Agree Somewhat agree Somewhat disagree Disagree Strongly disagree







#	Question	Strongly agree	Agree	Somewhat agree	Somewhat disagree	Disagree	Strongly disagree	Response
1	I had a mentor who encouraged me to pursue my goals and dreams.	61	49	44	16	26	12	208
2	I had at least one professor who made me excited about learning.	128	73	28	2	3	3	237
3	My professors cared about me as a person.	88	78	46	10	7	2	231




Volunteer or Community Service/Outreach

Note:all alumni could answer the questions in this section.

Have you voted in an election(s) since obtaining your undergraduate degree from UC Merced? (select all that apply)






#	Answer	Bar	Response	%
1	Yes, I voted in a local election(s)		129	54%
2	Yes, I voted in a state or national election(s)		187	79%
3	No, I am not registered to vote		17	7%
4	No, I am registered to vote but have not		19	8%
	Total		352	100%

Have you participated in any volunteer or community service/outreach activities since obtaining your undergraduate degree from UC Merced?

#	Answer	Bar	Response	%
2	Yes, currently participating		61	26%
0	No		97	41%
1	Yes, but not currently participating		80	34%
	Total		238	100%

35 Which of the options below best describes the volunteer or community service/outreach activities you are currently participating or have participated in since obtaining your undergraduate degree from UC Merced. (Select all that apply.)



Note: Only respondents who said they participated (currently or previously) in volunteer or community service/outreach activities could answer this question. Open-ended Other responses for this question are not included in this report. Respondents who said "yes" could also answer a subsequent question asking them to describe their service. These subsequent responses are not included in this report because they were too varied to summarize. Contact IRDS to request these responses.

#	Answer	Bar	Response	%
1	Philanthropic/monetary service (e.g., donating money to a cause)		43	31%
2	Direct service: Activities that help other people (e.g., tutoring, helping the elderly, etc.)		83	60%
3	Indirect service: Activities that do not relate directly to an individual (e.g., collecting food for those in need, fundraising for the Aids Walk, etc.)		46	33%
4	General community service: Activities related to the public good (e.g., cleaning a park, recycling cans, etc.)		54	39%
5	Other (please specify)		8	6%
	Total		234	100%

UC Merced Alumni Engagement

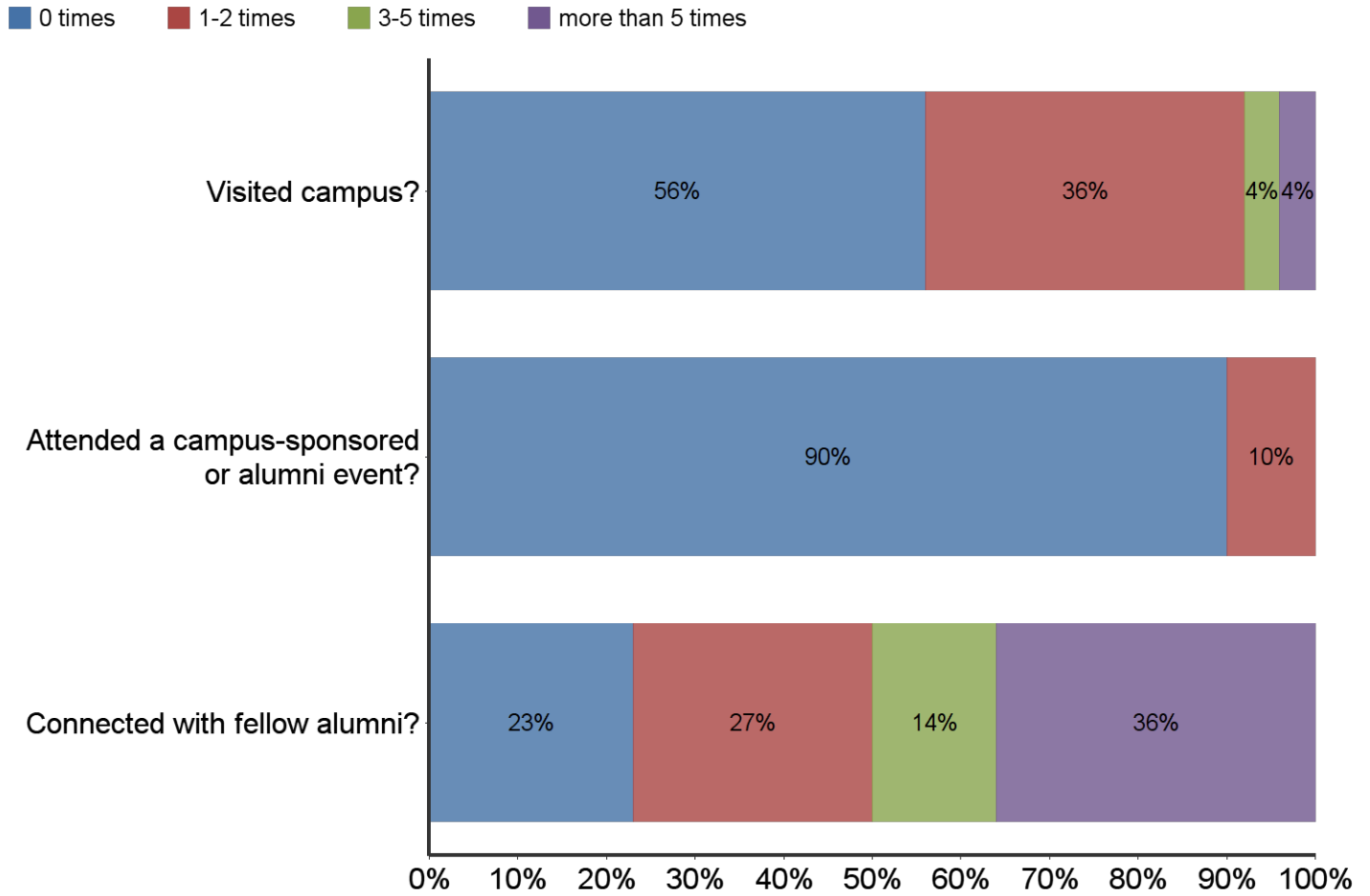
Note:all alumni could answer the questions in this section.

Are you currently employed by or attending UC Merced as a student?

#	Answer	Bar	Response	%
1	Yes		14	6%
0	No		223	94%
	Total		237	100%

38 How many times in the past year have you:

Note: Only respondents who said they are NOT currently employed by or attending UC Merced as a student could answer this question.

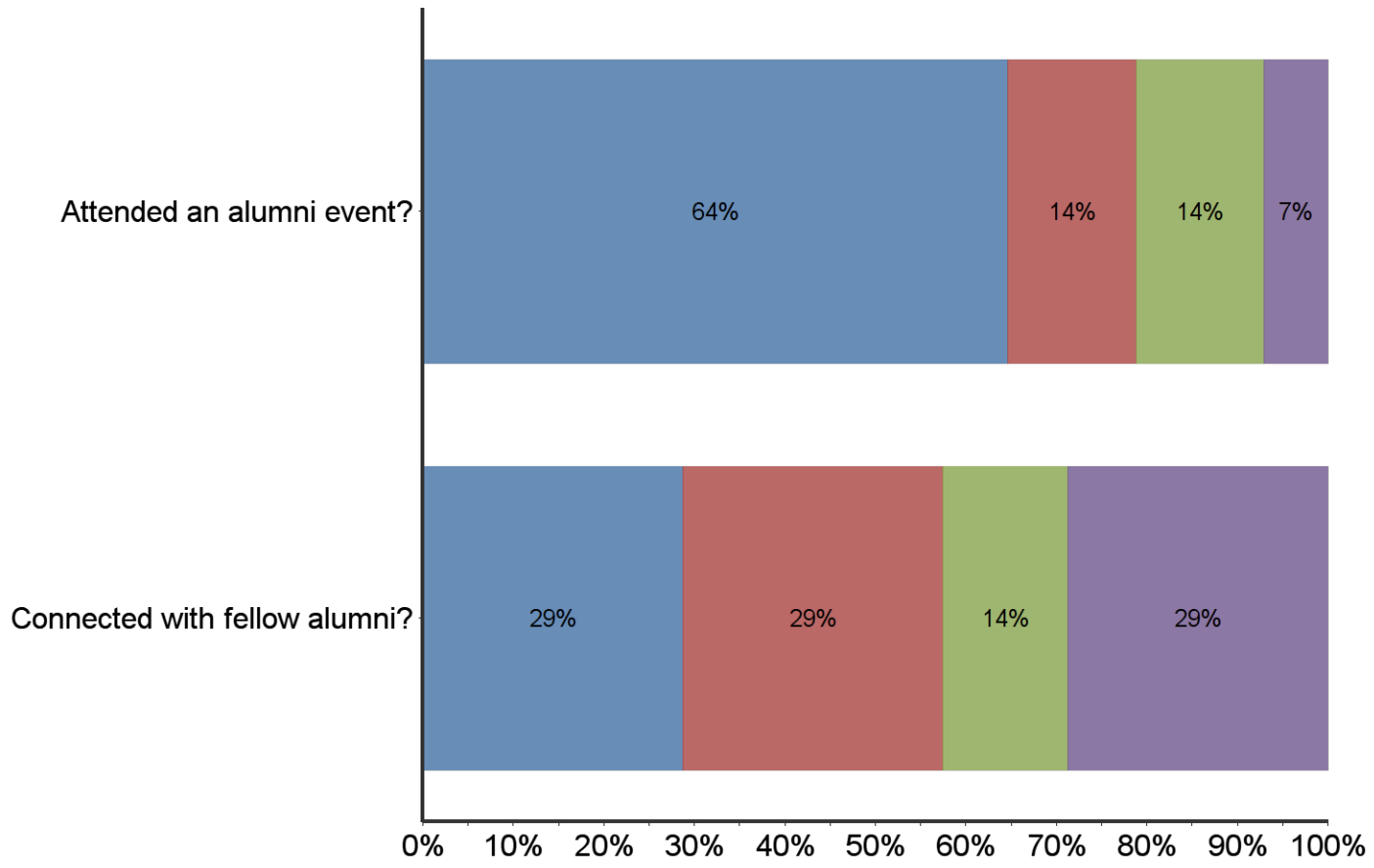


#	Question	0 times	1-2 times	3-5 times	more than 5 times	Response
1	Visited campus?	125	80	8	9	222
2	Attended a campus-sponsored or alumni event?	198	22	-	1	221
3	Connected with fellow alumni?	52	59	30	81	222

39 How many times in the past year have you:

Note: Only respondent who said they ARE currently employed by or attending UC Merced as a student could answer this question.





0 times 1-2 times 3-5 times more than 5 times



#	Question	0 times	1-2 times	3-5 times	more than 5 times	Response
2	Attended an alumni event?	9	2	2	1	14
3	Connected with fellow alumni?	4	4	2	4	14







40 What kind of information related to UC Merced is valuable to you? (select all that apply)

Note: Open-ended Other responses for this question are not included in this report. Contact IRDS or Alumni Relations to request these responses.




#	Answer	Bar	Response	%
1	Current news about UC Merced		150	74%
2	Information about alumni programs, events, and activities		144	71%
3	Information about fellow alumni		94	46%
4	Other (please specify)		8	4%
	Total		396	100%

We would like to engage our alumni in activities that enrich the UC Merced student experience. Please select the activities listed below in which you would be interested in participating, and staff from UC Merced will follow up with you. (Select all that interest you)

Note: Open-ended Other responses for this question are not included in this report. Contact IRDS or Alumni Relations to request these responses.



#	Answer	Bar	Response	%
1	On-campus panel discussion (e.g., career advice panel)		76	43%
2	Mentoring a current student or alumna/us		91	51%
3	On-campus School/Academic Program event		45	25%
4	Commencement		26	15%
5	Job/career fair event		71	40%
6	Alumni networking/social event		117	66%
7	Campus performances/showcases		37	21%
8	Other (please specify)		12	7%
	Total		475	100%

Would you be willing to volunteer to speak to new prospective UC Merced students and their families at regional Admissions events held in your area? If you indicate that you are or may be interested, staff from UC Merced will follow up with you.

#	Answer	Bar	Response	%
2	Yes		59	25%
1	Maybe		85	37%
0	No		88	38%
	Total		232	100%

Do you work for a company or organization that currently provides or may be willing to provide internships or other opportunities to UC Merced students/alumni?

Note: respondents who said "yes" could answer a subsequent question asking them to provide contact information for their company/organization. These subsequent responses are not included in this report because they were too varied to summarize. Contact IRDS or the Center for Career and Professional Advancement (CCPA) to request these responses.



#	Answer	Bar	Response	%
1	Yes		18	8%
0	No/Not sure		217	92%
	Total		235	100%

44 Please use the space below to share any other comments you have about UC Merced.

Note: The responses for this question were too varied to summarize and so are not included in this report. Contact IRDS to request these responses.

Are you legally married to a fellow UC Merced student or alumnus/alumna? (This information helps UC Merced to conserve resources through mailings and other outreach efforts.)

Note: respondents who said "yes" could answer a subsequent question asking them to provide the name of their spouse. These subsequent responses are not included in this report. Contact IRDS or Alumni Relations to request these responses.

#	Answer	Bar	Response	%
1	Yes		13	5%
0	No		226	95%
	Total		239	100%