



2013 Graduating Senior Survey Report

Last updated: December 3, 2014
Prepared by Institutional Research and Decision Support

Response rate: 374 started but may not have completed the survey and 294 completed the survey. Because students could skip questions, response rates varied by question.

Gender: 58% (n = 217) of survey respondents were female and 41% (n = 155) were male. Gender was unknown for .5% (n = 2) respondents.

Race/Ethnicity: The majority of the respondents identified as Hispanic (33%), Asian (33%), or White (23%). The remaining respondents identified as African American (4%), Unknown (4%), International (1%), American Indian (1%), Pacific Islander (1%), or Multi-racial (1%).

Many of the items in this survey were included for the purposes of program review for specific major and minor programs and so are not included in this general report.

The number of respondents within each school, major, and minor are shown in the tables on pages 1-2. **Note that respondents with multiple majors are included in multiple counts such that the numbers in each table (pp. 1-2 only) may sum to a number larger than the total response rate.**

Number of Respondents by School

School	Number Respondents
SSHA – Social Sciences, Humanities, & Arts	244
E – Engineering	51
NS – Natural Sciences	93

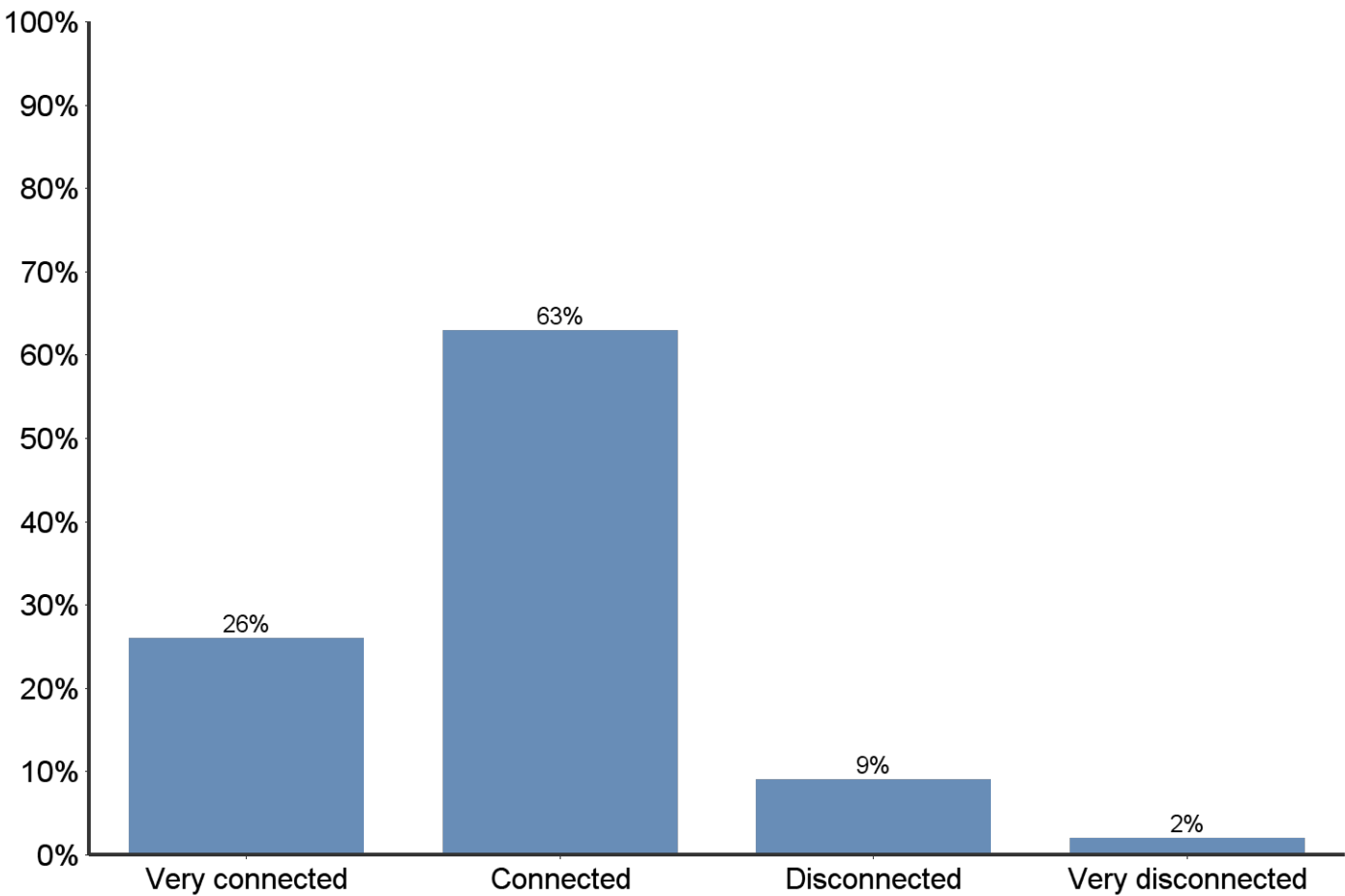
Number of Respondents by Major

Major	Number Respondents
ANTH – Anthropology	12
BENG – Bioengineering	13
BIOS – Biological Sciences	82
CHEM – Chemical Sciences	4
COGS – Cognitive Science	22
CSE – Computer Science & Engineering	11
ECON – Economics	16
ENVE – Environmental Engineering	2
ESS – Earth Systems Science	1
HIST – History	13
LTCU – Literatures & Cultures	16
MATH – Applied Mathematical Sciences	3
ME – Mechanical Engineering	20
MGMT – Management & Business Economics	47
MSE – Materials Science & Engineering	5
PHYS – Physics	3
POLI – Political Science	22
PSY – Psychology	75
SOC – Sociology	21

Number of Respondents by Minor

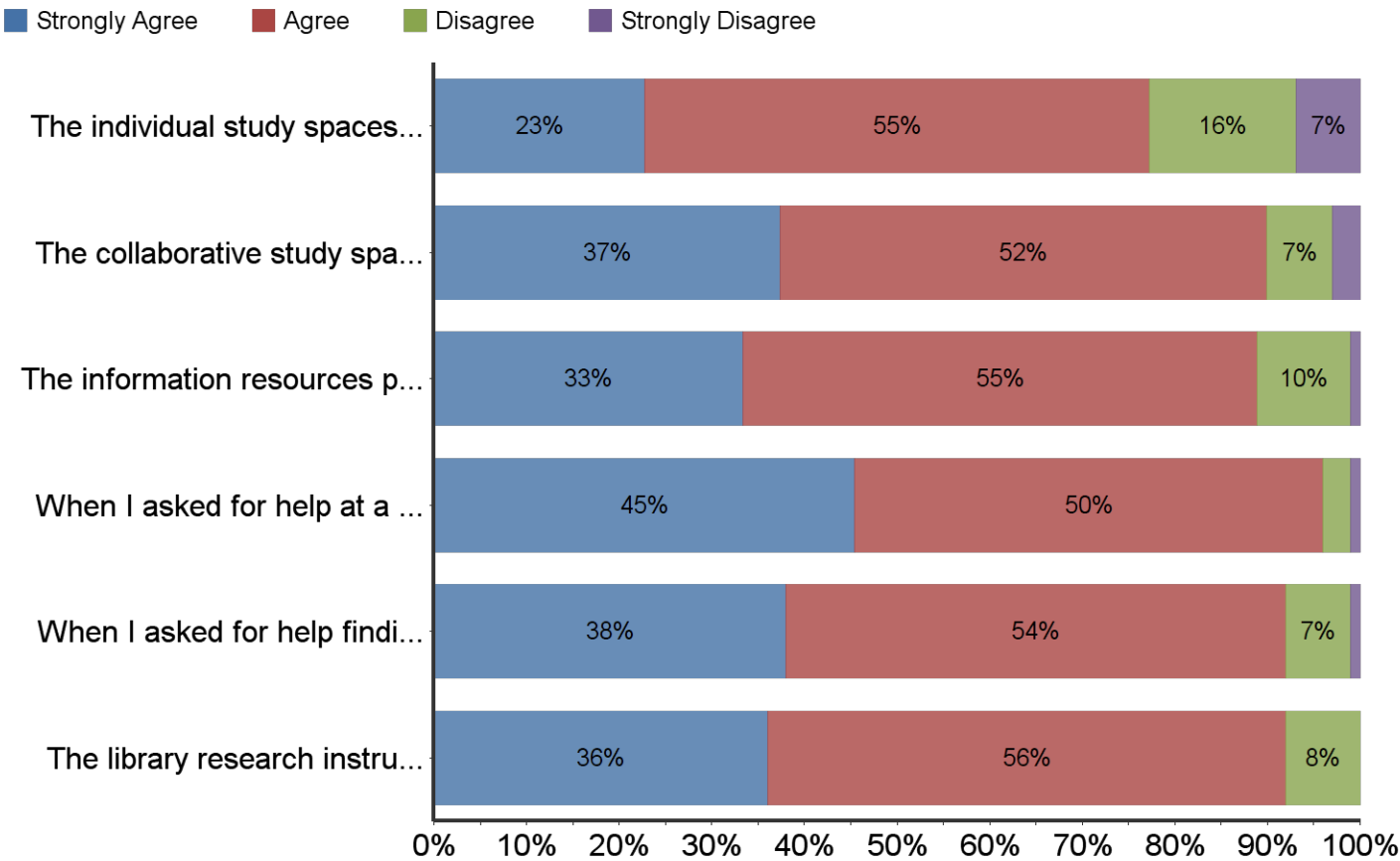
Minor	Number Respondents
AMER – American Studies	1
ANTH – Anthropology	2
ARTS – Arts	8
CCST – Chicano/Chicana Studies	5
CHEM – Chemical Sciences	3
COGS – Cognitive Sciences	7
ESSU – Environmental Science & Sustainability	2
HIST – History	3
MGMT – Management	9
MTHM – Applied Mathematics	4
NSED – Natural Sciences Education	7
PH – Public Health	13
PHIL – Philosophy	5
POLI – Political Science	9
PSY – Psychology	28
SOC – Sociology	24
SPAN – Spanish	16
SVSC – Services Science	1
WRI – Writing	16

Today, how connected or disconnected do you feel to UC Merced?



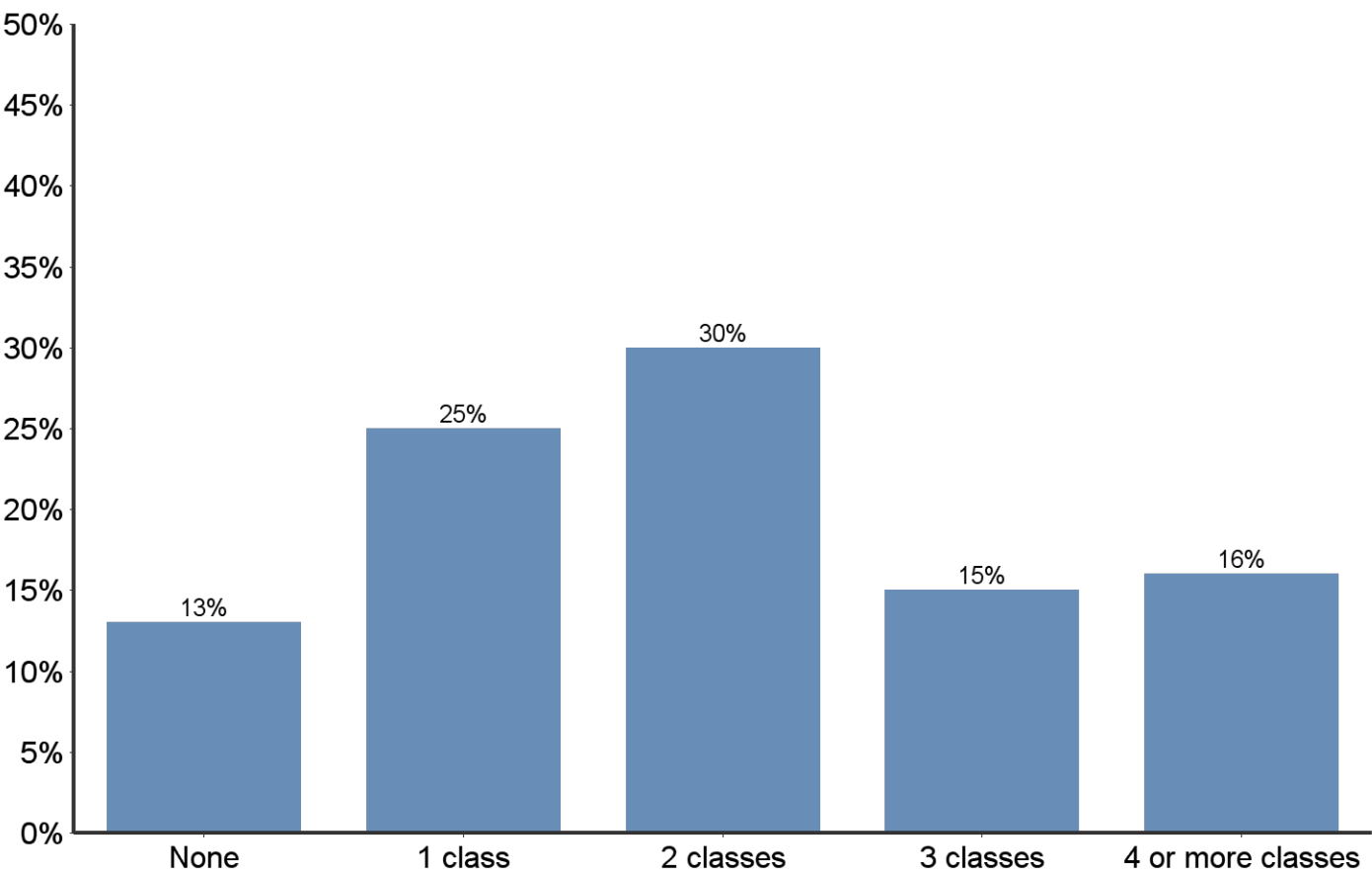
Answer	Frequency
Very connected	92
Connected	222
Disconnected	31
Very disconnected	8
Total	353

Please select your level of agreement or disagreement with the following statements about UC Merced's Library. Note: To improve readability, some question text is truncated in the figure. Full question text can be found in the table below the figure.



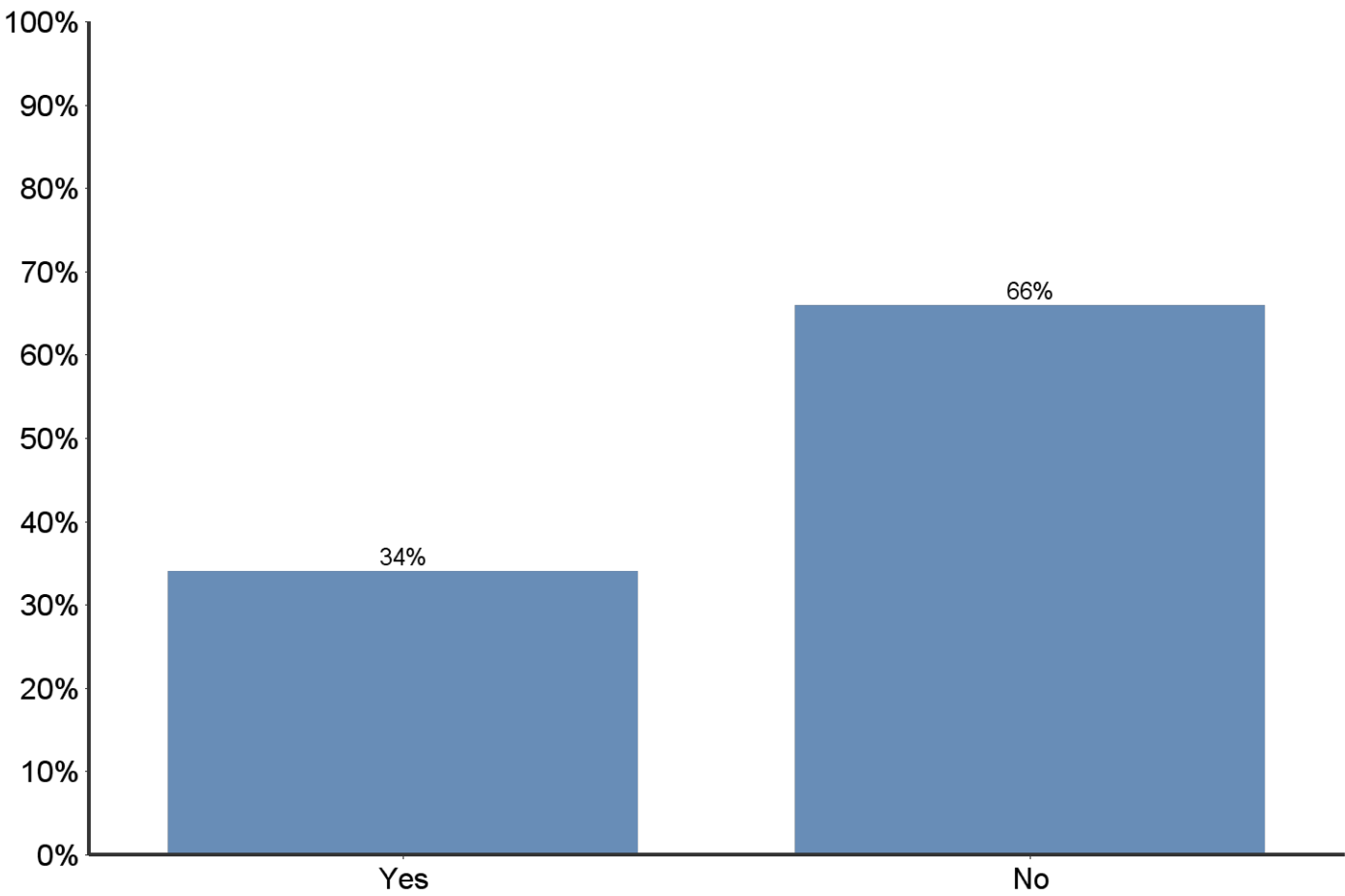
#	Question	Strongly Agree	Agree	Disagree	Strongly Disagree	Total Responses
1	The individual study spaces in the library supported my academic progress.	75	175	50	21	321
2	The collaborative study spaces in the library supported my academic progress.	124	174	25	11	334
3	The information resources provided by the library supported my academic progress.	107	179	33	4	323
4	When I asked for help at a library service desk, I received satisfactory assistance from library staff.	143	160	11	4	318
5	When I asked for help finding information for my papers and projects, I received satisfactory assistance from library staff.	96	137	18	2	253
6	The library research instruction I received helped me find suitable information resources for my papers and projects.	104	164	23	1	292

In how many classes did you receive library research instruction from library staff during your time at UC Merced?



Answer	Frequency
None	45
1 class	88
2 classes	103
3 classes	53
4 or more classes	57
Total	346

Did you conduct research with a faculty member as an undergraduate at UC Merced?



Answer	Frequency
Yes	118
No	227
Total	345

Please complete the following information about your undergraduate research efforts (if you participated in more than one research effort, please consider the one you spent the most time on when completing this question).
Notes: Only students who said they conducted research with a faculty member could answer this question.
Responses that were 3 standard deviations from the mean or more were considered outliers and removed from analyses (n = 104 responses for each table).

Approximate number of months involved in research

Months	Frequency
1-3	15
4-6	18
7-9	19
10-12	21
13-15	9
16-18	4
19-21	5
22-24	8
25-27	1
28-30	3
More than 30	3
Average (Standard Deviation)	M = 11.1 (SD = 7.5)

Approximate number hours/month involved in research

Hours	Frequency
1-5	1
6-10	16
11-15	8
16-20	12
21-25	14
26-30	9
31-35	3
36-40	17
41-45	1
46-50	5
More than 50	20
Average (Standard Deviation)	M = 36.1 (SD = 30.7)

Please complete the following information about your undergraduate research efforts (if you participated in more than one research effort, please consider the one you spent the most time on when completing this question).
Note: Only students who said they conducted research with a faculty member could answer this question.
 Numbers in parentheses indicate frequencies for responses given by more than one student (n = 106 responses).

General field of research of the project in which you were involved

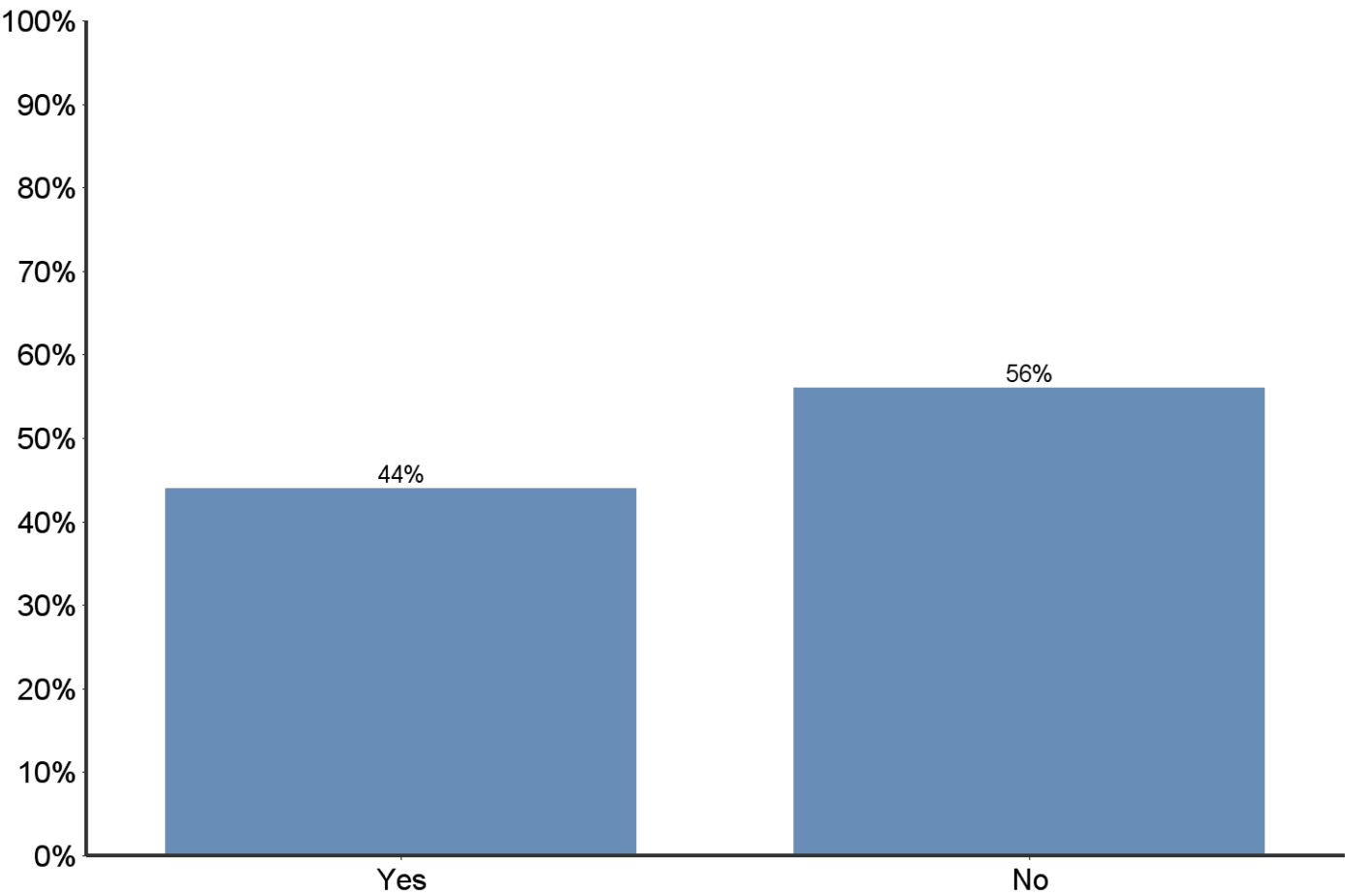
amicus curiae briefs	Comparative Politics
Angels Camp/Mark Twain Museum Project	Computational Chemistry
anthropology/sociology	Computational Material Science
Antibiotic Resistance	Conservation Genetics
Applied Mathematics	CSE
Applied Photonics	Developmental Psychology (2)
Bioengineering	Difficulties international students face in U.S. universities
Bioinformatics	DNA Nanotechnology
Biological modeling	Drosophila Development (Biology)
Biological Sciences	Engineering Economics
Biological Study of methylobacterium	Field Research
Biology	Fluid Mechanics
Biomaterials, Nanomaterials	Fluorescent Molecular Tomography
BioPhysics	Foraging (Cognitive Science)
Brand Extensions	gesture coding
Cancer	GIS Analysis
cardiovascular tissue engineering	Health Communications and Interventions Lab; Psychology
child development psychology	Health Psychology (3)
Child Psychology	History (3)
Chlamydia	Hydrogen production from Cellulose (iGEM)
Circadian Clock Proteins	Hypertension/Diabetes
Cognitive Linguistics	Image Processing/Gesture Controls
Cognitive Science (3)	Immunology (2)

General field of research of the project in which you were involved (continued)

inflammation	Public Health (3)
inflammation protein activation	Quantum Matter Physics
Literature	Real time systems
Mangrove Gastropod diversity	Renewable Energy (2)
Marine biology	River Metabolism and Fluid Mechanics
marketing	sexual health
MCOE Research for HSRI	sociology (2)
Mechanical Engineering	Soil Physics
Mechatronics	Stem Cell Biology
Mechatronics, unmanned aerial vehicles	Stem Cell Biology, Immunology
Microbiology & Immunology	Stem Cell Planarian Biology
Network	Stem cell research
Neurobiology/ Genetics	Subject Interviewing and Data Collection
organic synthesis	synthetic biology
Peer review in terms of writing.	Systematics
Physical Organic Chemistry	The effects of alcohol exposure on Glial cells that form the Blood Brain Barrier
Physiology and Endocrinology	Transduction/Mutation of E. coli & Hind limb dissection/bone marrow extraction
Physiology, Lipid metabolism	UAVs (unmanned aerial vehicles)
Political Science (4)	urban planning (humanistic)
Psychology (7)	

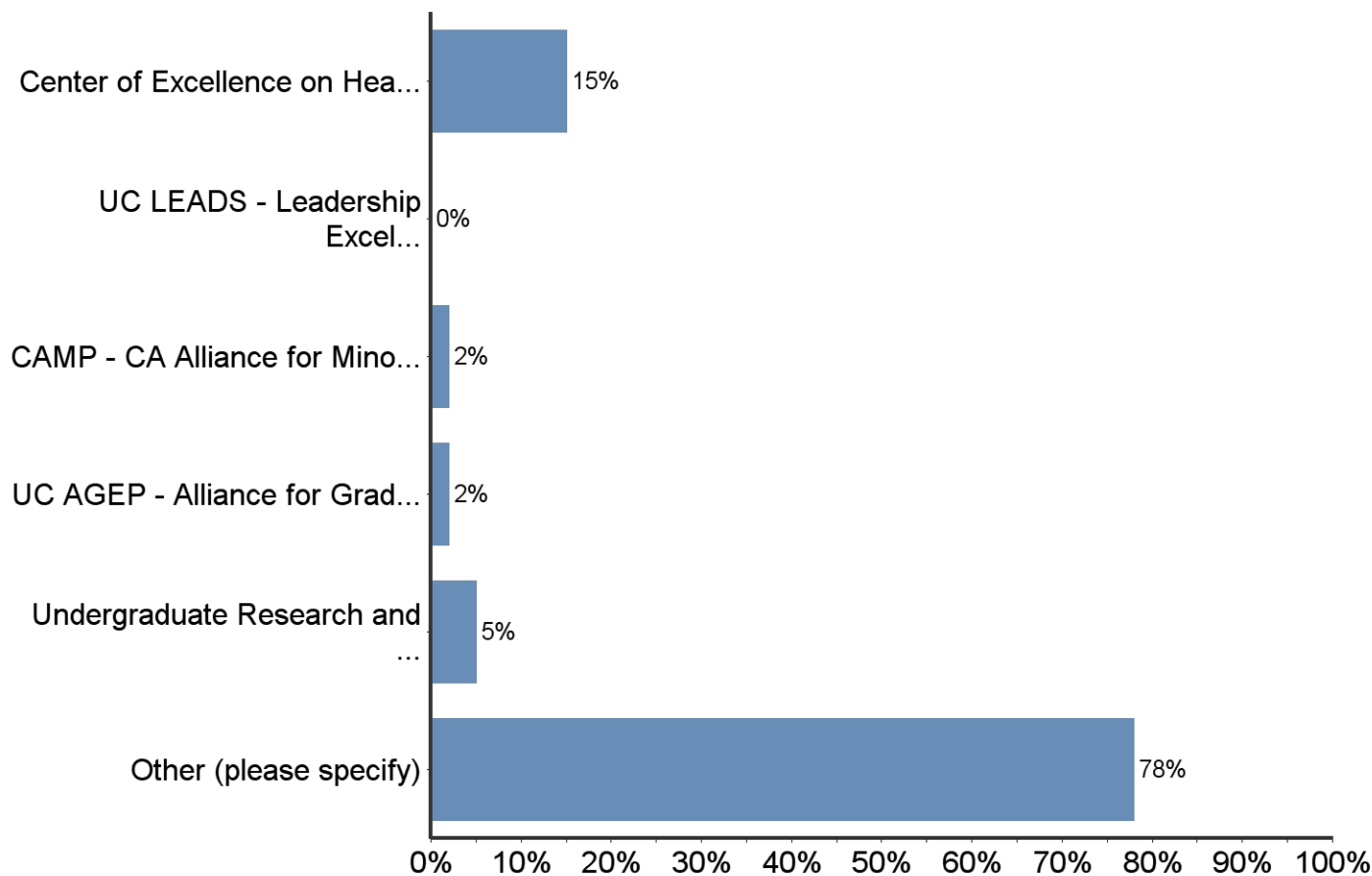
Did you present results from your research outside the classroom at UC Merced or elsewhere? (e.g. at UC Merced Research Week, in publications, at conferences)

Note: Only students who said they conducted research with a faculty member could answer this question.



Answer	Frequency
Yes	47
No	61
Total	108

10 In which of the following formal undergraduate research / graduate preparation programs did you participate at UC Merced? (Please select all that apply.)
Note: To improve readability, some question text is truncated in the figure. Full question text can be found in the table below the figure. Open-ended Other responses are summarized on the next page.



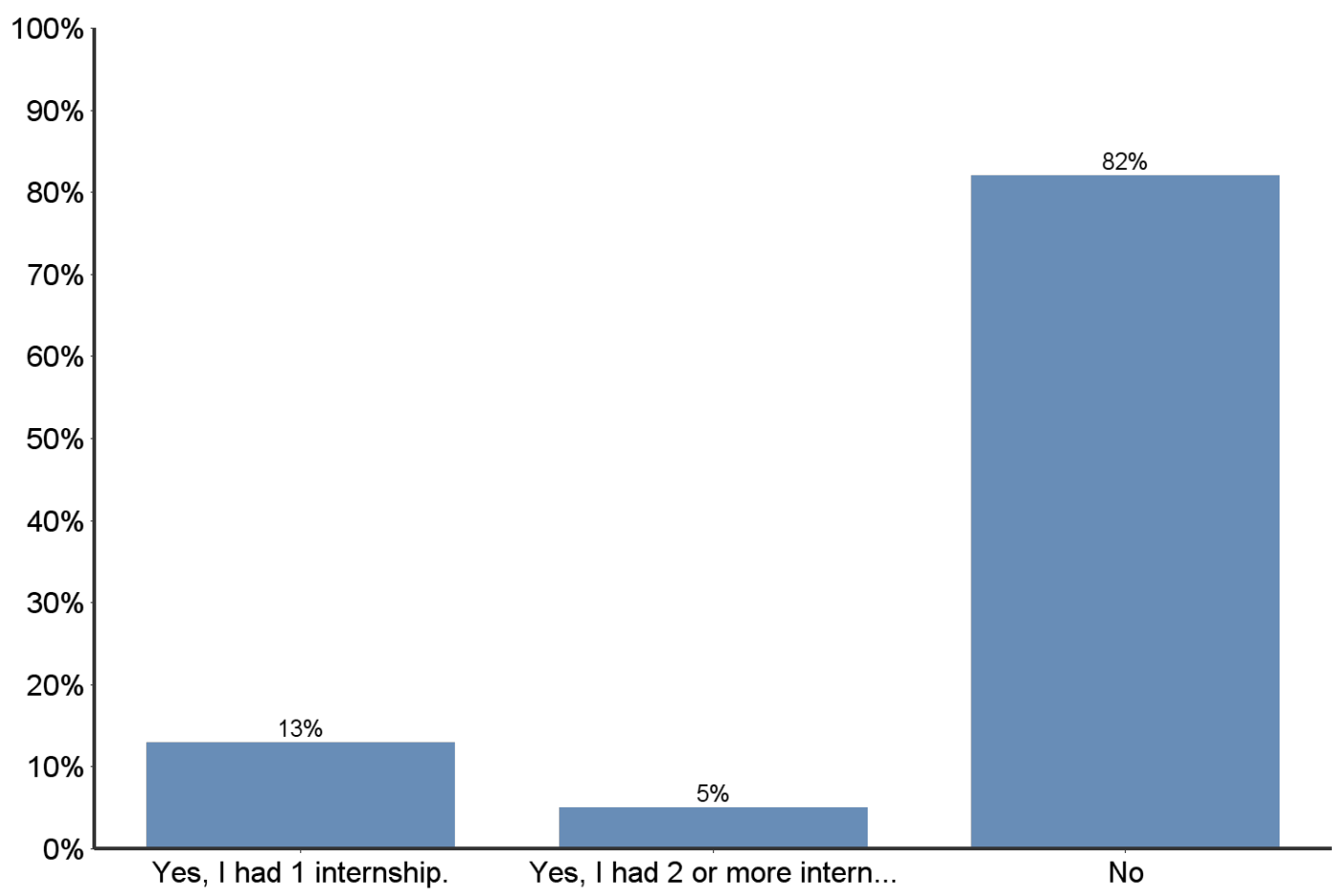
#	Answer	Frequency
1	Center of Excellence on Health Disparities	6
2	UC LEADS - Leadership Excellence through Advanced Degrees	0
3	CAMP - CA Alliance for Minority Participation in Science, Engineering and Mathematics McNair Scholars	1
4	UC AGEP - Alliance for Graduate Education and the Professoriate	1
5	Undergraduate Research and Mentoring Program in Computational Biology	2
6	Other (please specify)	32
	Total	42

11 In which of the following formal undergraduate research / graduate preparation programs did you participate at UC Merced? (Please select all that apply.)
Note: Open-ended Other responses are summarized below. Numbers in parentheses indicate frequencies for responses given by more than one student (n = 28 responses).

Other

ASCEND New Student Success Conference
Capstone Seminar
COINS - Center of Integrated Nanomechanical Systems (6)
HSRI
igem
Informal, but connected to engineering capstone project
McNair Scholars Program (4)
Senior Thesis
summer course
ucdc
UpSTART
Volunteer
Western Psychological Association Conference (WPA) and at Fresno State
Worked in a research lab (4)

12 Did you have an internship (paid or unpaid) while studying at UC Merced? (Do not count research conducted with a faculty member at UC Merced.)
Note: To improve readability, some question text is truncated in the figure. Full question text can be found in the table below the figure.



Answer	Frequency
Yes, I had 1 internship.	43
Yes, I had 2 or more internships.	17
No	278
Total	338

13 Please complete the following information about your first/second internship: Name of Employer
Note: Only students who said they had an internship could answer this question. Information about first and second internships was combined into a single list. Numbers in parentheses indicate frequencies for responses given by more than one student (n = 72 responses).

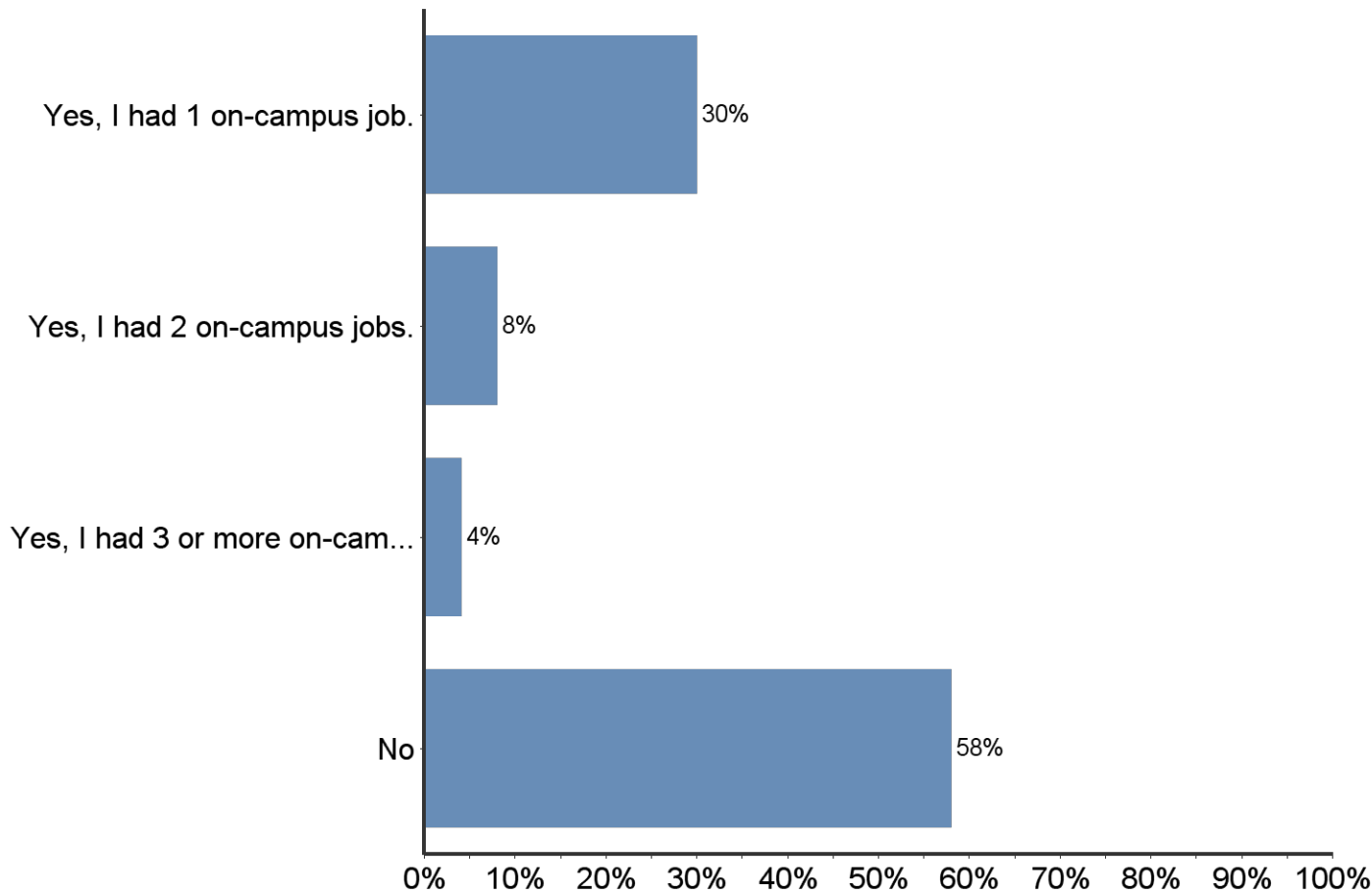
Name of Internship Employer

Alcoa, Inc.	DF Enterprizes
Aluza, Inc.: Vesna Gvozdenovic	Dr. Jian-Qiao Sun (2)
Americorps	Dr. Lawrence S. Kirschner
Apple Inc	Dr. Linda Hirst
Aspiranet	Dr. Rudy Ortiz
ASUS Computer International	Edward Jones Investments
Bayer Healthcare Pharmaceuticals	Energy Service Corp (2)
Bellevue Corridor Community Plan: S.A. Davis	Foxconn (2)
Ben Liu	Gerhard
Boeing BDS	Great Valley Center
California State Senate	Green Campus
Calpirg	Health Career Connections
Central Presbyterian Church, Merced	Holistic Xchange
City of Merced	Jasen Lee
Congressman Dan Lungren	Jet Propulsion Laboratory
Crawford Performance	Kari Mansager (Department of Public Safety at UC Merced)
Dennis Cardoza	Kglobal

Name of Internship Employer (continued)

Law Clinic at UC Merced	Sequia National Park
Lawrence Berkeley National Lab	Shauna Potocky
Law Office of Carlos Fuentes	Stanford University
Mark T. Harris	Stergios Roussos
Merced County District Attorney's	Tassajara Technologies Inc
Merced County Special Education	The Honorable Barbara Lee
Mobile Iron	TLK Fusion
Morgan Stanley Smith Barney	Trevor Hirst
NAACP	UC Merced - Alumni Relations
National Park Service (2)	UC Merced - Unversity Relations
Office of Student Life	UC Merced Facilities Management
Paul Gibbons	UC Merced Wellness Department
Pheonix Energy	University of California Students Association
Rep. Linda T Sanchez	Violence Prevention program
Richard Pan	Yosemite National Park (2)
Riverside Cooling	Zhongshan Hengsheng Logistics Co., LTD.
SATAL	

14 Did you ever have an on-campus job while studying at UC Merced?
Note: To improve readability, some question text is truncated in the figure. Full question text can be found in the table below the figure.



Answer	Frequency
Yes, I had 1 on-campus job.	102
Yes, I had 2 on-campus jobs.	27
Yes, I had 3 or more on-campus jobs.	13
No	194
Total	336

1st Job: For which UC Merced unit did you work?**Note: Only students who had an on-campus job could answer this question.**

#	Answer	Bar	Frequency	%
1	Administration		3	2%
2	Admissions		10	7%
3	Business & Financial Services		1	1%
4	Campus Bookstore		2	1%
5	Career Services		0	0%
6	Chancellor's Office		0	0%
7	Communications		0	0%
8	Contracts & Grants		0	0%
9	Development & Alumni Relations		2	1%
10	Dining / Catering		21	15%
11	Disability Services		4	3%
12	ECEC (Early Childhood Education Center)		3	2%
13	EH&S (Environmental Health and Safety)		0	0%
14	Facilities		2	1%
15	Fiat Lux program		0	0%
16	Financial Aid		1	1%
17	Government Relations		1	1%
18	Graduate Division		1	1%
19	Health Promotion		1	1%
20	Housing & Residence Life		15	11%
21	International Programs		0	0%
22	IT		2	1%
23	Library		7	5%
24	OSL (Office of Student Life)		1	1%
25	Payroll		0	0%
26	Physical Planning		0	0%
27	Police Department		5	4%
28	Recreation & Athletics		8	6%
29	Registrar		1	1%
30	School of Engineering		3	2%
31	School of Natural Sciences		8	6%
32	School of Social Science, Humanities & Arts		9	6%
33	SNRI (Sierra Nevada Research Institute)		1	1%
34	Sponsored Projects		0	0%
35	Student Advising and Learning (now Bright Success Center)		13	9%
36	Student Affairs - Vice Chancellor		4	3%
37	Students First Center		1	1%
38	TAPS (Transportation & Parking Services)		2	1%
39	Other		9	6%
	Total		141	100%

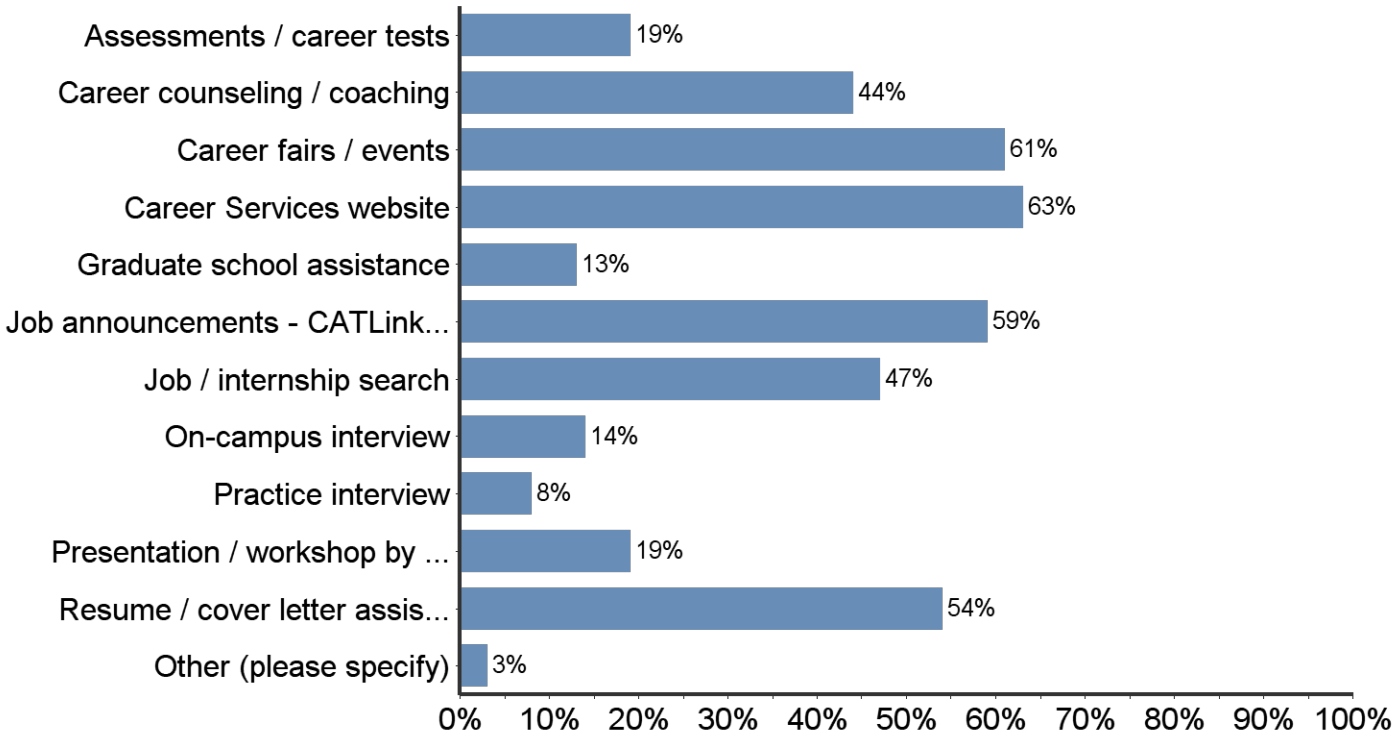
2nd Job: For which UC Merced unit did you work?
Note: Only students who had two on-campus jobs could answer this question.

#	Answer	Bar	Frequency	%
1	Administration		0	0%
2	Admissions	<div></div>	2	5%
3	Business & Financial Services		0	0%
4	Campus Bookstore		0	0%
5	Career Services		0	0%
6	Chancellor's Office	<div></div>	1	3%
7	Communications		0	0%
8	Contracts & Grants		0	0%
9	Development & Alumni Relations	<div></div>	2	5%
10	Dining / Catering	<div></div>	2	5%
11	Disability Services	<div></div>	1	3%
12	ECEC (Early Childhood Education Center)		0	0%
13	EH&S (Environmental Health and Safety)		0	0%
14	Facilities	<div></div>	1	3%
15	Fiat Lux program		0	0%
16	Financial Aid		0	0%
17	Government Relations		0	0%
18	Graduate Division	<div></div>	1	3%
19	Health Promotion	<div></div>	3	8%
20	Housing & Residence Life	<div></div>	7	18%
21	International Programs	<div></div>	1	3%
22	IT	<div></div>	1	3%
23	Library	<div></div>	1	3%
24	OSL (Office of Student Life)	<div></div>	2	5%
25	Payroll		0	0%
26	Physical Planning		0	0%
27	Police Department		0	0%
28	Recreation & Athletics	<div></div>	3	8%
29	Registrar		0	0%
30	School of Engineering		0	0%
31	School of Natural Sciences	<div></div>	3	8%
32	School of Social Science, Humanities & Arts	<div></div>	1	3%
33	SNRI (Sierra Nevada Research Institute)		0	0%
34	Sponsored Projects		0	0%
35	Student Advising and Learning (now Bright Success Center)	<div></div>	3	8%
36	Student Affairs - Vice Chancellor	<div></div>	1	3%
37	Students First Center		0	0%
38	TAPS (Transportation & Parking Services)		0	0%
39	Other	<div></div>	3	8%
	Total		39	100%

3rd Job: For which UC Merced unit did you work?
Note: Only students who had three on-campus jobs could answer this question.

#	Answer	Bar	Frequency	%
1	Administration		0	0%
2	Admissions		0	0%
3	Business & Financial Services		0	0%
4	Campus Bookstore		0	0%
5	Career Services		0	0%
6	Chancellor's Office		0	0%
7	Communications		0	0%
8	Contracts & Grants		0	0%
9	Development & Alumni Relations		0	0%
10	Dining / Catering		0	0%
11	Disability Services		0	0%
12	ECEC (Early Childhood Education Center)		0	0%
13	EH&S (Environmental Health and Safety)		0	0%
14	Facilities		0	0%
15	Fiat Lux program		0	0%
16	Financial Aid		0	0%
17	Government Relations		0	0%
18	Graduate Division		0	0%
19	Health Promotion		0	0%
20	Housing & Residence Life	<div></div>	1	8%
21	International Programs		0	0%
22	IT		0	0%
23	Library		0	0%
24	OSL (Office of Student Life)		0	0%
25	Payroll		0	0%
26	Physical Planning	<div></div>	1	8%
27	Police Department	<div></div>	1	8%
28	Recreation & Athletics		0	0%
29	Registrar		0	0%
30	School of Engineering		0	0%
31	School of Natural Sciences	<div></div>	2	17%
32	School of Social Science, Humanities & Arts	<div></div>	1	8%
33	SNRI (Sierra Nevada Research Institute)		0	0%
34	Sponsored Projects		0	0%
35	Student Advising and Learning (now Bright Success Center)	<div></div>	3	25%
36	Student Affairs - Vice Chancellor		0	0%
37	Students First Center		0	0%
38	TAPS (Transportation & Parking Services)		0	0%
39	Other	<div></div>	3	25%
	Total		12	100%

18 Which of the following career services did you use? (Please select all that apply.)
 Note: To improve readability, some question text is truncated in the figure. Full question text can be found in the table below the figure. Open-ended Other responses are summarized on the next page.



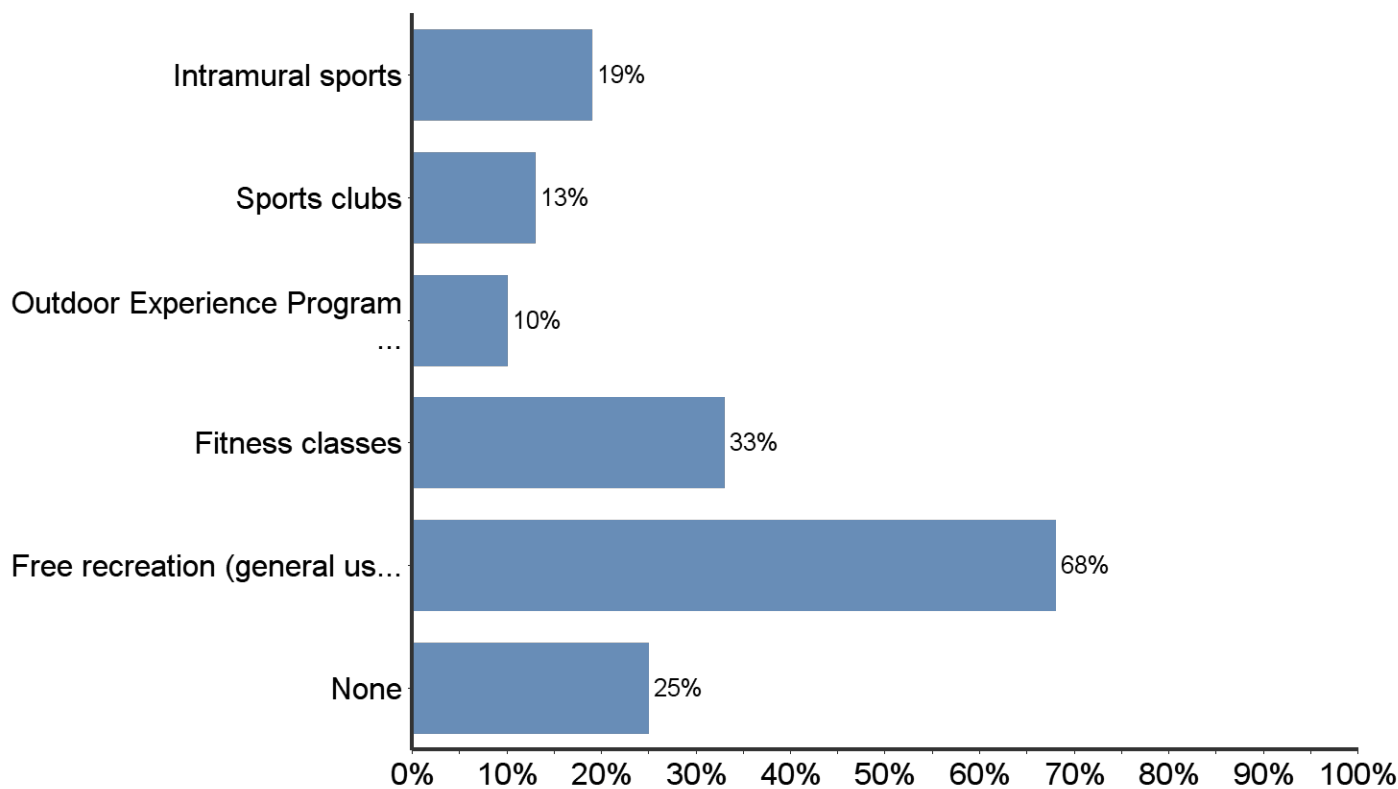
Answer	Frequency
Assessments / career tests	53
Career counseling / coaching	121
Career fairs / events	166
Career Services website	172
Graduate school assistance	36
Job announcements - CATLink or CatPAWS job listings	161
Job / internship search	128
On-campus interview	39
Practice interview	21
Presentation / workshop by Career Services staff	51
Resume / cover letter assistance	148
Other (please specify)	9
Total	1105

Which of the following career services did you use? (Please select all that apply.)
Note: Open-ended Other responses are summarized below (n = 7 responses).

Other

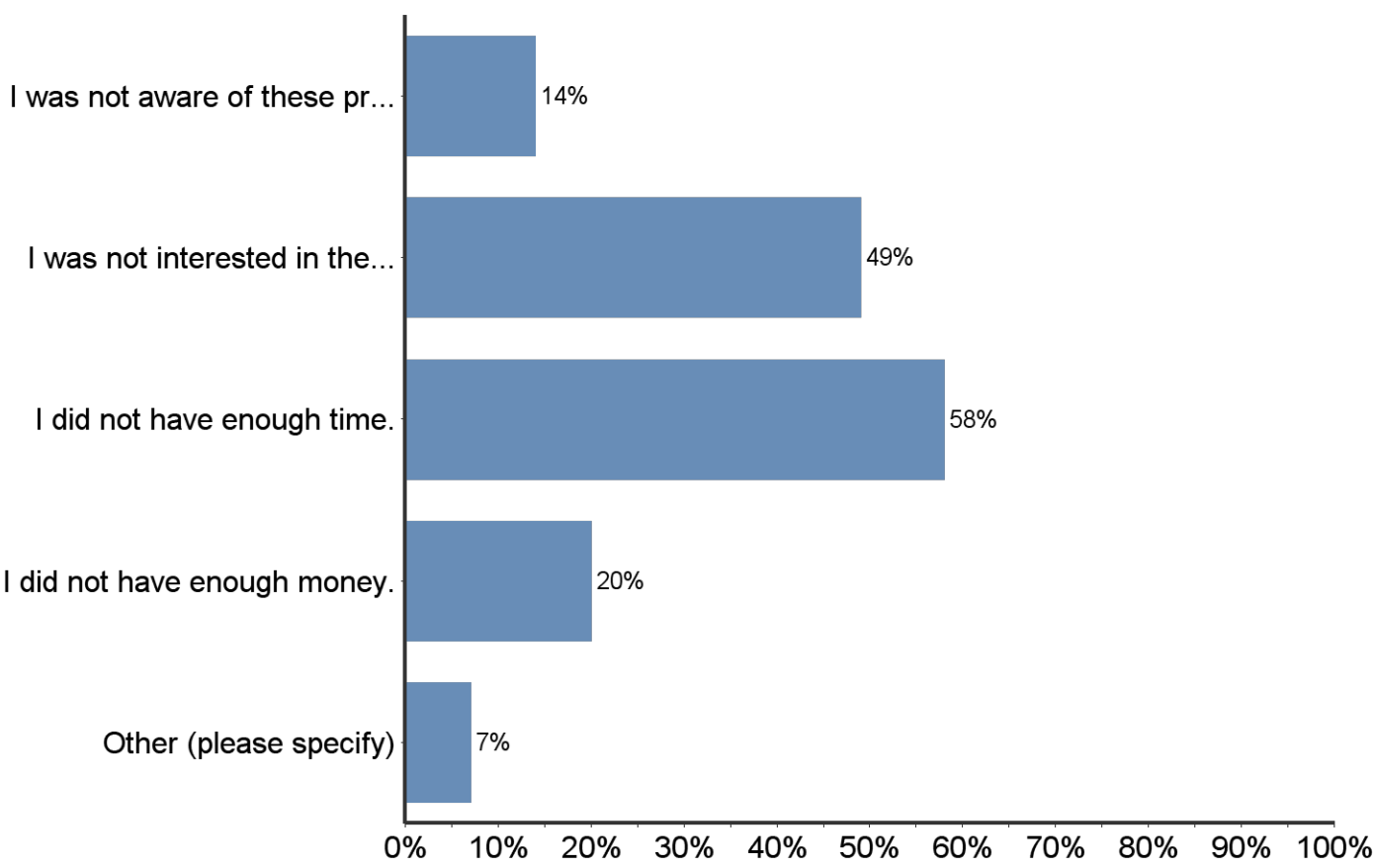
Alpha Kappa Psi Professional Events
Gallo Career Informational Meeting
Mentoring from Career Services Center Director
pre health speaker series
Presentations at campus conferences: Leadership Conference, Women's Empowerment
Reference Letter Service
successfully approached an employer who gave a talk in a class

20 In which Recreation and Athletics programs did you participate at any time during your undergraduate studies at UC Merced? (Please select all that apply.)
Note: To improve readability, some question text is truncated in the figure. Full question text can be found in the table below the figure.



Answer	Frequency
Intramural sports	65
Sports clubs	44
Outdoor Experience Program (outdoor trips)	32
Fitness classes	109
Free recreation (general use of the Gallo Recreation Center)	227
None	84
Total	561

21 Why did you choose not to participate in any Recreation and Athletics programs? (please select all that apply)
Notes: Only students who did not participate could answer this question. To improve readability, some question text is truncated in the figure. Full question text can be found in the table below the figure. Open-ended Other responses are summarized on the next page.



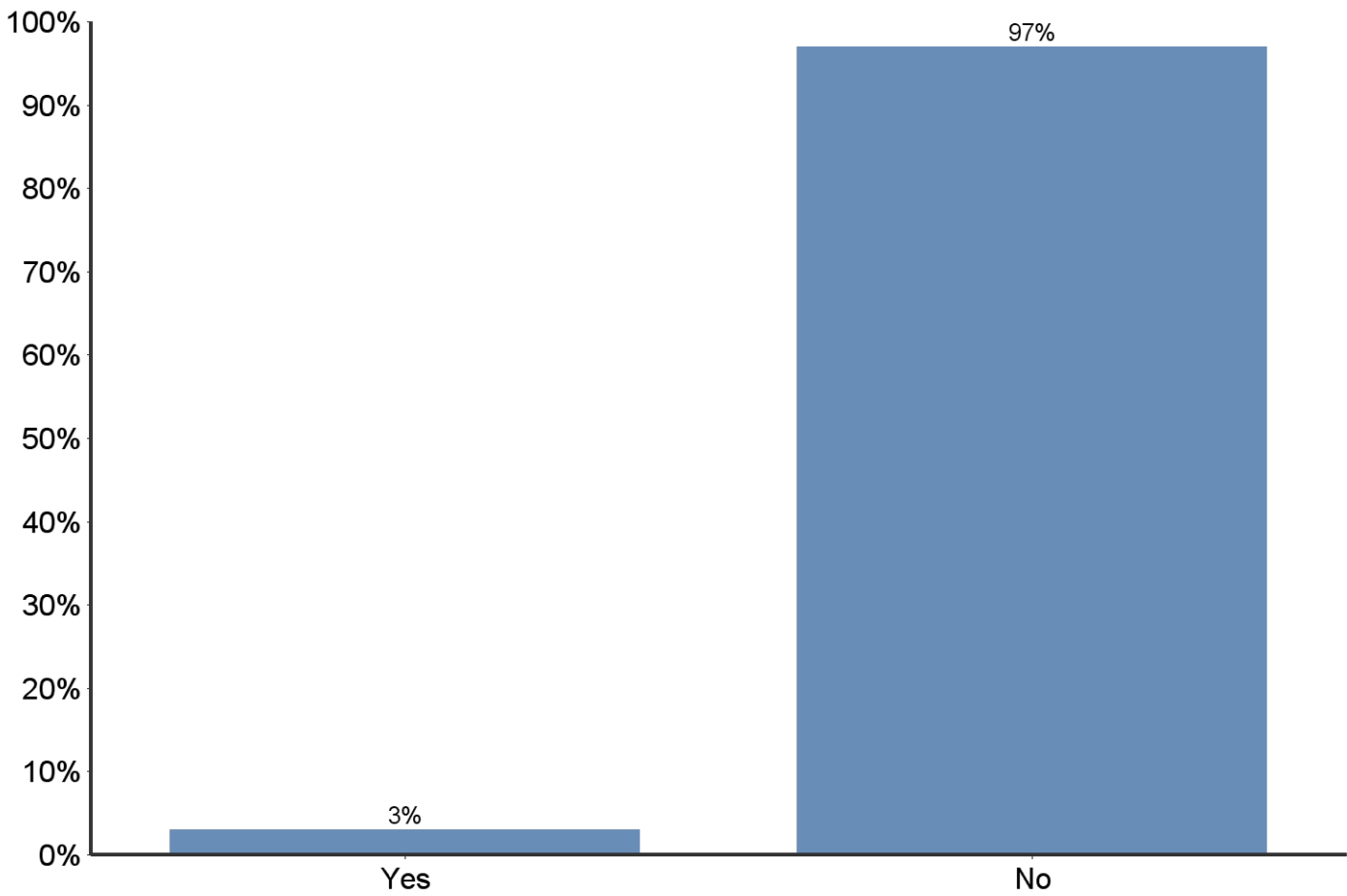
Answer	Frequency
I was not aware of these programs.	12
I was not interested in these programs.	41
I did not have enough time.	49
I did not have enough money.	17
Other (please specify)	6
Total	125

Other

- Did not make an athletic team
- Went to the gym instead
- Lack of self-confidence
- The Yoga class was too advanced for a beginner.
- There was no pool on campus so went to a club with these facilities.

What recreation and/or athletic programs would you have participated in had they been offered?
Note: Open-ended responses are summarized below. Numbers in parentheses indicate frequencies for responses given by more than one student (n = 167 respondents; however, some students listed more than one response such that there were more total responses than respondents).

Archery (2)	fitness elective courses	Shooting (2)
ATV	Football/Flag football (9)	Slack lining
badminton (7)	Golf (3)	Snowboarding
Ballet (2)	Hiking	soccer
BASE jumping	Hockey	Softball
Baseball (2)	Horseback riding	Swimming (35)
basketball	Kickboxing (2)	Table tennis
Bicycling/spinning (4)	Les Mills classes	Tennis (27)
Boot Camp	marching band	Track & Field (5)
Bowling (3)	Marathon running (e.g., SRLA) (2)	TRX
Boxing (5)	Martial Arts/MMA (6)	Ultimate Frisbee
Camping	mud run	Volleyball/beach volleyball (10)
Capture the Flag	outdoor trips - free	Walking
crew/rowing (2)	Pilates (3)	Water polo (4)
Cross Country Team	Pingpong	Weight lifting
Crossfit training	rock climbing/bouldering/rock wall (11)	Wrestling (2)
Cycling Class	Roller Derby	Yoga (11)
Dance classes (5)	Running	Zumba (4)
Dodgeball (2)	SCUBA Diving	
Fencing (2)	Self-Defense Programs	



Answer	Frequency
Yes	9
No	320
Total	329

Note: There were no respondents for the question that asked students who said Yes to indicate which NAIA athletic teams they were a part of, so this question is not reported.

25

What are your current post-graduation plans? (Please select all that apply.)
 Note: Open-ended Other responses are summarized on the next page.

Answer	Bar	Frequency	%
I am continuing employment in my current job.	<div></div>	32	10%
I have accepted full-time employment at a new employer.	<div></div>	18	5%
I have accepted part-time employment at a new employer.	<div></div>	3	1%
I have accepted an internship.	<div></div>	10	3%
I am reviewing a job offer.	<div></div>	15	5%
I have started my own business.	<div></div>	12	4%
I have accepted public service employment (military, Peace Corps, Teach for America, etc.).	<div></div>	7	2%
I have been accepted into graduate or professional school.	<div></div>	43	13%
I have applied to graduate or professional school, but have not yet been accepted.	<div></div>	47	14%
I am continuing my education, but not in graduate school (e.g. second bachelor's, EMT, etc.).	<div></div>	28	8%
I will take time off before finding a job.	<div></div>	56	17%
I am an international student and will return to my home country.		0	0%
I am searching for full-time employment.	<div></div>	181	54%
I am searching for part-time employment.	<div></div>	81	24%
I have no plans for work.	<div></div>	9	3%
Other (please specify)	<div></div>	49	15%
Total		591	100%

What are your current post-graduation plans? (Please select all that apply.)
Note: Open-ended Other responses are summarized below. Numbers in parentheses indicate frequencies for responses given by more than one student (n = 48 responses).

Other

Applying for jobs in field
Applying for internships (3)
Continuing to do research
continuing education and gaining new skills to go into industry/grad school (3)
culinary school
Finishing requirements at UCM
Graduate school search/applications/taking GRE (5)
Opening a charter school
Peace Corps
president of a non-profit
pursuing teaching credentials; plan to teach
seasonal position
Taking time off before applying to graduate school (14)
Taking time off to get work/field/internship experience and then applying for graduate school (7)
Teach English abroad
Temporary position while applying for jobs in field
travel
Unsure
Will take Mcat's/apply for medical school (2)
Will apply for professional school (3)
Will start a business (2)
Year of Service

27 What are the details of your employment?
Note: Only students who said they obtained employment or an internship could answer this question. Numbers in parentheses indicate frequencies for responses given by more than one student (n = 63 responses in Employers table).

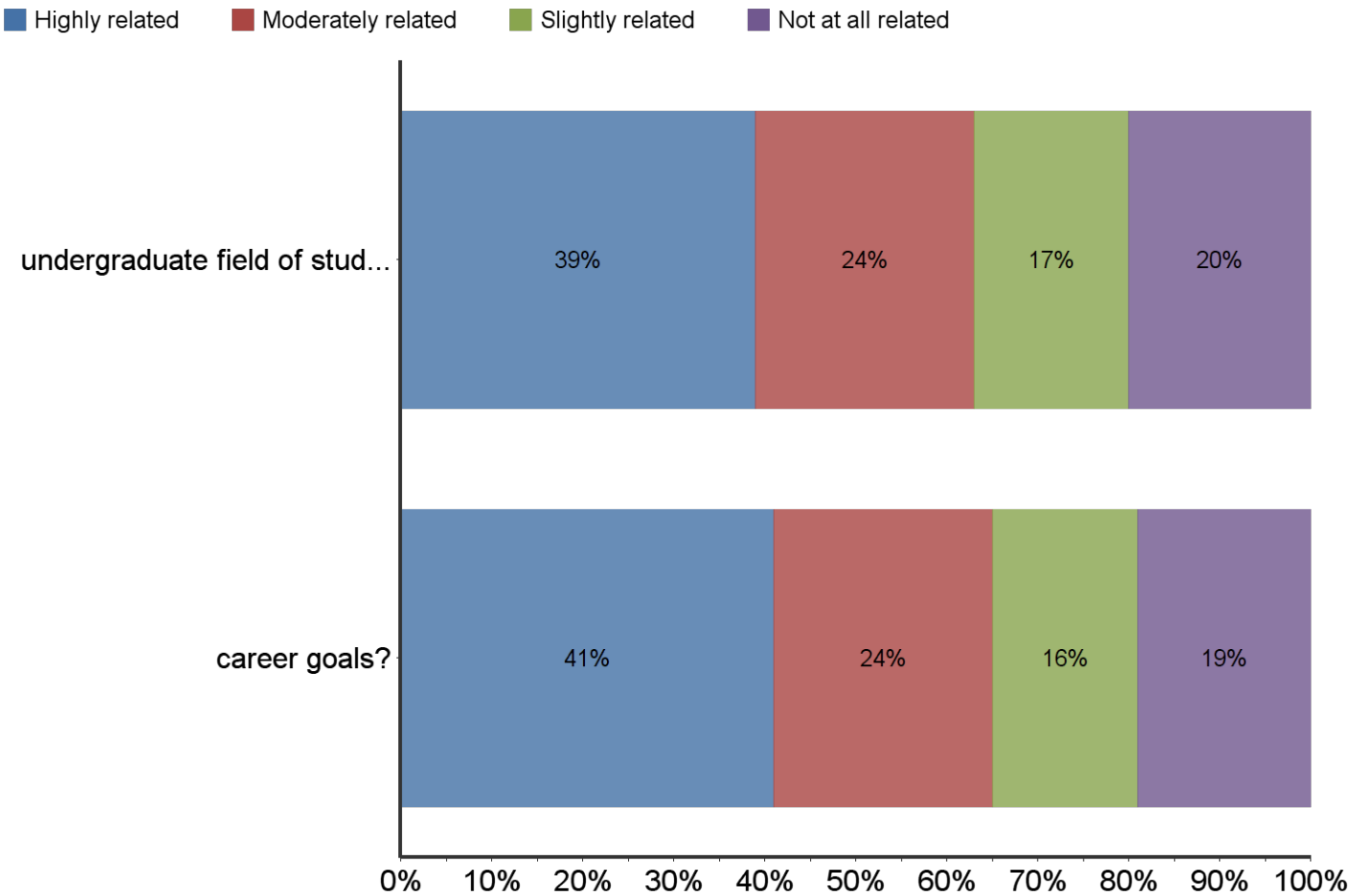
Employers

A&C Steelpro	Ferguson Enterprises	Salvation Army
Americorps	Gallo	School of Social Sciences, Humanities and Arts
ATC	Holistic Xchange	Seacrest Village
Boeing	Housing and Residence Life at UC Merced	self employed
British Petroleum	I-10 Toyota	Staples
Building Healthy Communities	Jamba Juice	Tassajara Technologies
C.A.R.D	Jimmy Johns Gourmet Sandwiches DBA Kandola	
Chi Chou	Enterprise Inc	Teamrat A. Ghezzehei
City of Pasadena	Jocelyne Mazariegos	The Home Depot
claire's	Livingston Medical Group	The Learning Curve
Creative Alternatives	Marin General Hospital	The Scripps Research Institute
CS Laboratory Technologies	Marjaree Mason Center	Tin Bin
Deep Ocean Engineering, Inc	Mathnasium	UC Merced (4)
DF Enterprises	Merced Union High School District (2)	uc merced library
DNC	Microsoft	Wells Fargo Bank
Dollar Tree	OrthoSpine Advance Health Inc	William Gallagher
Dr Manuel Canga INC	Peace Corps	Yosemite National Park
E&J Gallo Winery	Regis	Zazzle inc
Emergency Medicine Scribe Systems	Rior	Zisser Group
Erica Robbins	Rite Aid	
	Ruth McKinney	

Employer Locations

Location	Frequency
California	56
Other state	3
International	2

28 How closely related is this job to your:
Notes: Only students who said they obtained employment or an internship could answer this question. To improve readability, some question text is truncated in the figure. Full question text can be found in the table below the figure.



#	Question	Highly related	Moderately related	Slightly related	Not at all related	Total Responses
1	undergraduate field of study/major?	29	18	13	15	75
2	career goals?	30	18	12	14	74

How did you learn about this job? (Please select all that apply.)
Notes: Only students who said they obtained employment or an internship could answer this question. Open-ended Other responses are summarized on the next page.

Answer	Bar	Frequency	%
Career Fair	<div></div>	4	6%
Career Services staff member	<div></div>	2	3%
Employer website	<div></div>	11	15%
Faculty or staff member at UCM	<div></div>	5	7%
Internship or volunteer employer	<div></div>	5	7%
Job announcements - CATLink or CatPAWS job listings	<div></div>	6	8%
Listserv / email		0	0%
Networking with family / friend	<div></div>	18	25%
Networking with classmate / UCM alum	<div></div>	6	8%
On-campus interview	<div></div>	3	4%
Online job board	<div></div>	6	8%
Professional association	<div></div>	6	8%
Social networking site (e.g. Facebook, LinkedIn)	<div></div>	2	3%
Other (please specify)	<div></div>	20	28%
Total		94	100%

Other

Approached employer about position
Conference
Family Business (2)
Friend (2)
Gallo Career Informational Meeting
high school/ROP class (2)
Is current/previous employer (4)
Started own business (2)
References
ucsd university link medical science program
Went Searching

31 What are the details of your graduate or professional school plans?
 Notes: Only students who said they had been accepted to graduate or professional school could answer this question.
 Numbers in parentheses indicate frequencies for responses given by more than one student (n = 42 responses to Name of School; n = 41 responses to Field of Study).

Name of School

Brown University	Simon Fraser University
California School of Professional Psychology	The Pennsylvania State University (2)
California State University, East Bay	University of Akron
California State University, Sacramento	University of California, Davis (2)
California State University, Stanislaus (3)	University of California Hastings College of the Law
Chapman University School of Law	University of California, Irvine
Dominican University of California	University of California, Los Angeles
Fresno Pacific	University of California, Merced (13)
George Mason University	University of Colorado, Denver
National College for Naturopathic Medicine	University of Southern California (2)
North Carolina State University	University of Southern California, School of Public Policy
Northeastern University	University of Wyoming
Palo Alto University	Western Washington University

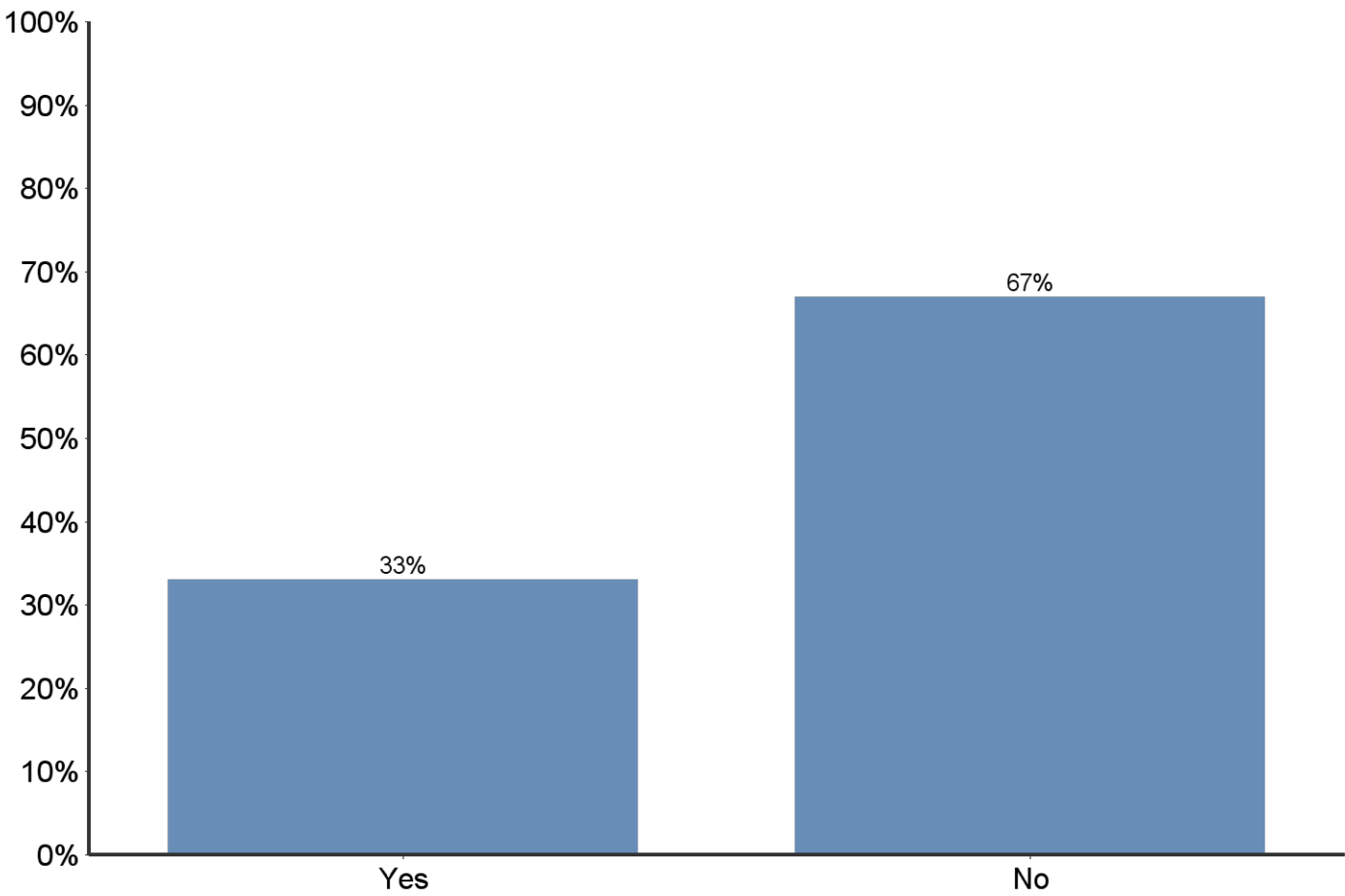
Field of Study

Anthropology	Law (4)
BEST	Materials Science and Engineering
Bioengineering	Mechanical Engineering
	Mechanical Engineering and Applied Mechanics (2)
Bioinformatics	
Biology (5)	Mechatronics
Botany	Naturopathic Medicine
Business	Operations Research/ Statistical Science
Clinical Psychology	Physics
Cognitive, Linguistic, and Psychological Sciences	Physiology
Counseling Psychology	Political Science
Counseling/ MA in Education	Psychology
Credential Program	Public Health (2)
Developmental Psychology	Quantitative & Systems Biology
Education	School Counseling
Environmental Education	Sociology
Health Policy and Adminstration	Sociology of Education

Pursued Degree

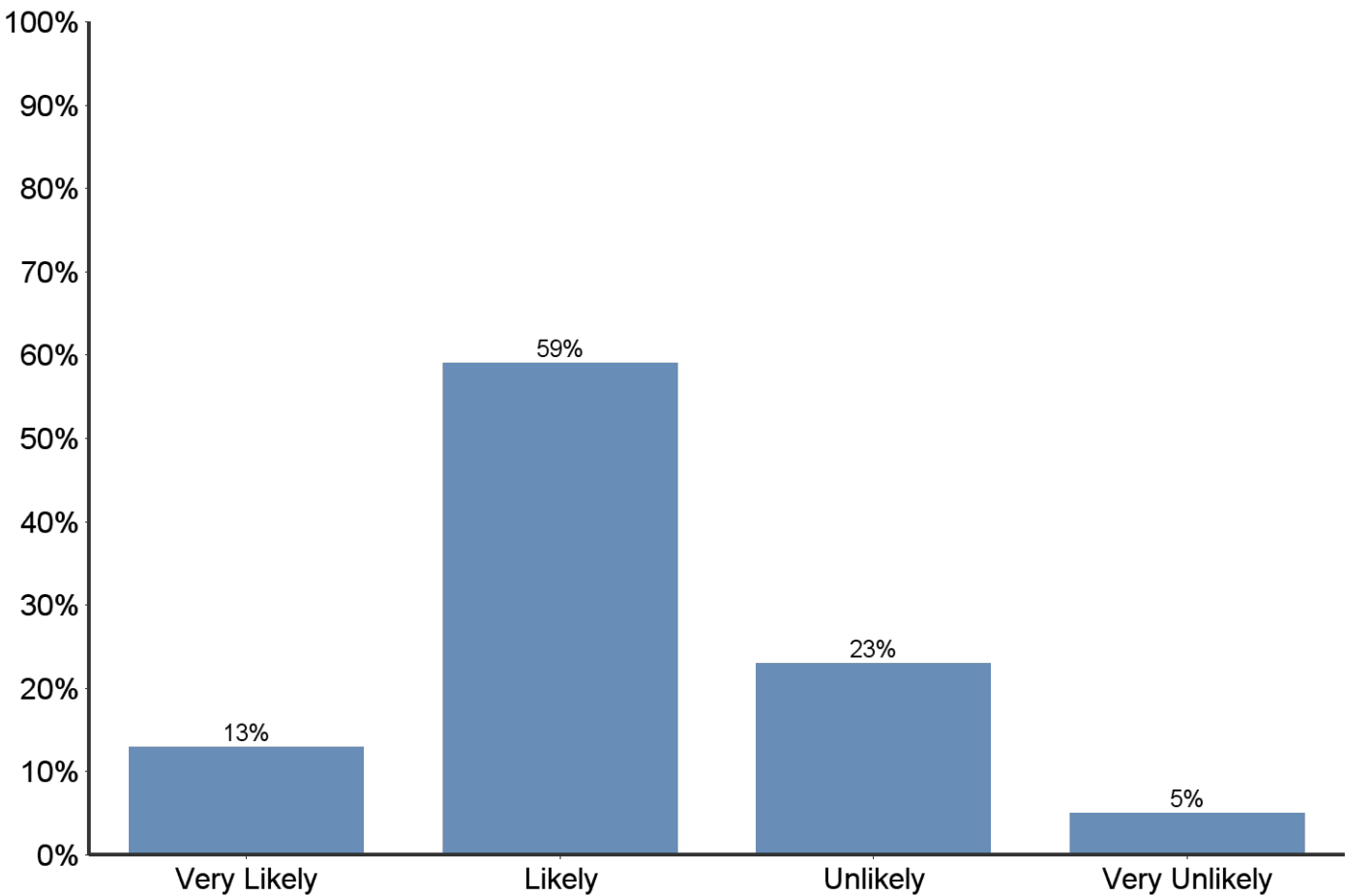
Degree	Frequency
Master's	16
JD	4
MD or other medical degree	0
PhD	17
Other/not specified	4

Have you made your membership contribution to join the Student Alumni Association?

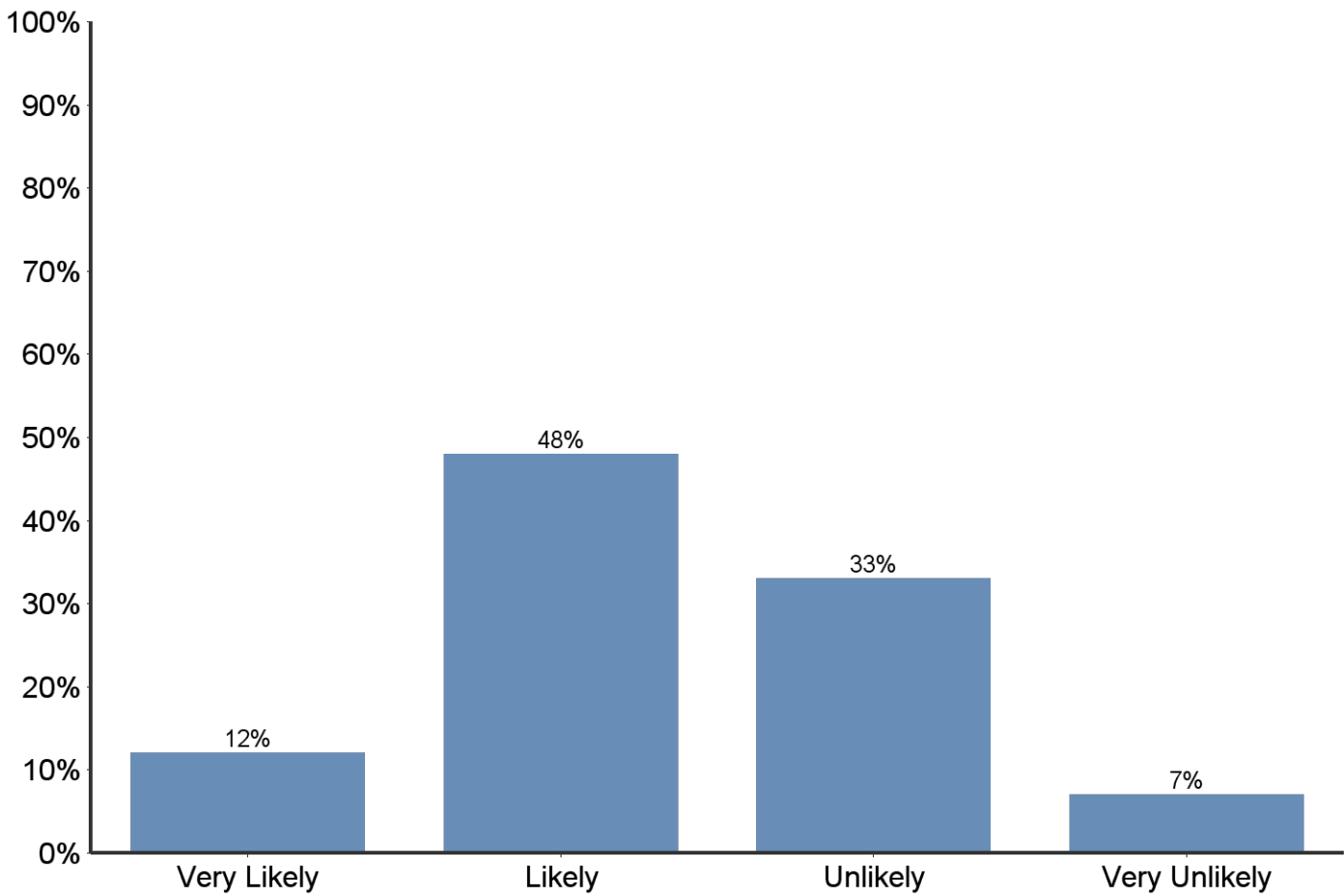


Answer	Frequency
Yes	109
No	219
Total	328

How likely are you to make a donation to UC Merced in the future?

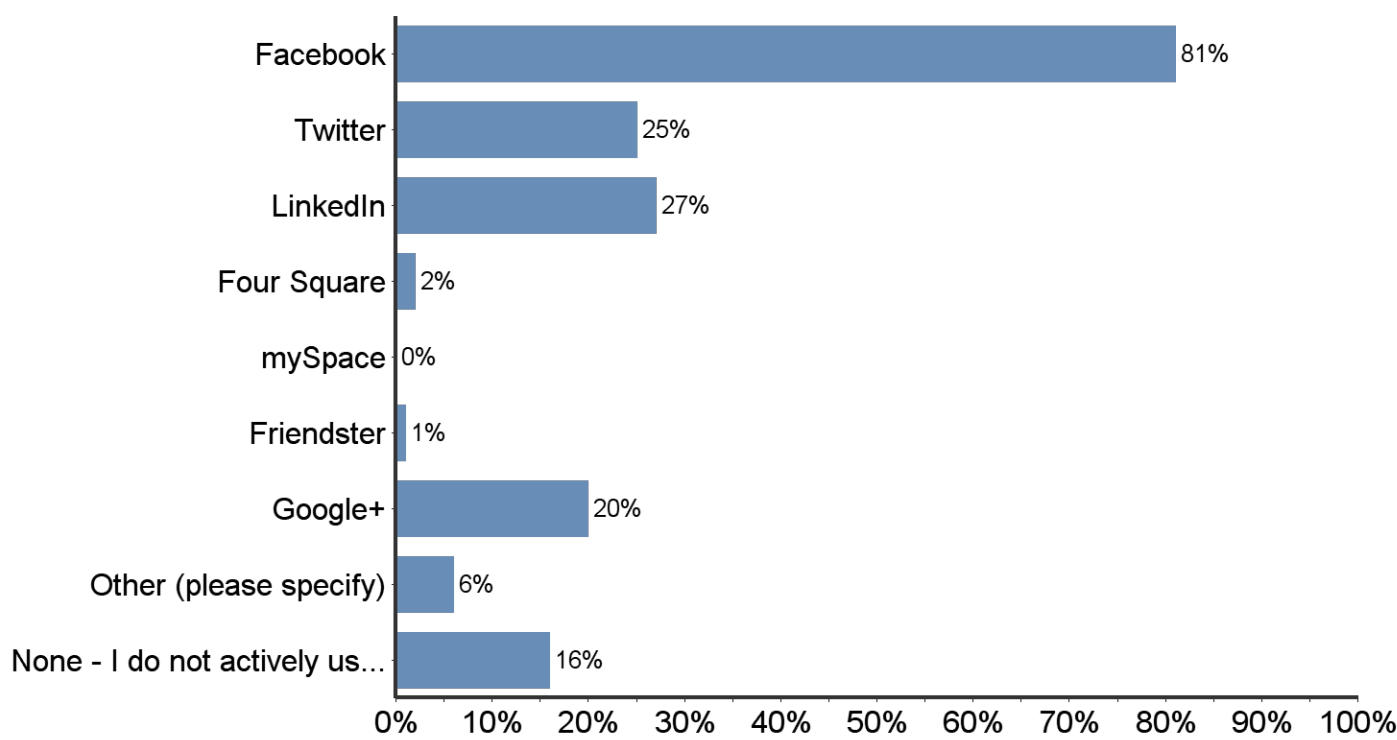


Answer	Frequency
Very Likely	42
Likely	193
Unlikely	75
Very Unlikely	17
Total	327



Answer	Frequency
Very Likely	40
Likely	157
Unlikely	106
Very Unlikely	23
Total	326

36 Which of the following social media networking websites are you actively using? (Please select all that apply.)
Note: To improve readability, some question text is truncated in the figure. Full question text can be found in the table below the figure. Open-ended Other responses are summarized on the next page.



Answer	Frequency
Facebook	264
Twitter	82
LinkedIn	89
Four Square	5
mySpace	0
Friendster	2
Google+	67
Other (please specify)	19
None - I do not actively use social media	51
Total	579

Which of the following social media networking websites are you actively using? (Please select all that apply.)
Note: Open-ended Other responses are summarized below.

Other Social Media Networking Sites

Site	Frequency
Goodreads	1
Instagram	13
Path	1
Pinterest	1
Reddit	1
Thingiverse	1
TUMBLR	1